



Liberia COVID-19 Daily Sitrep 100 (23th June 2020)

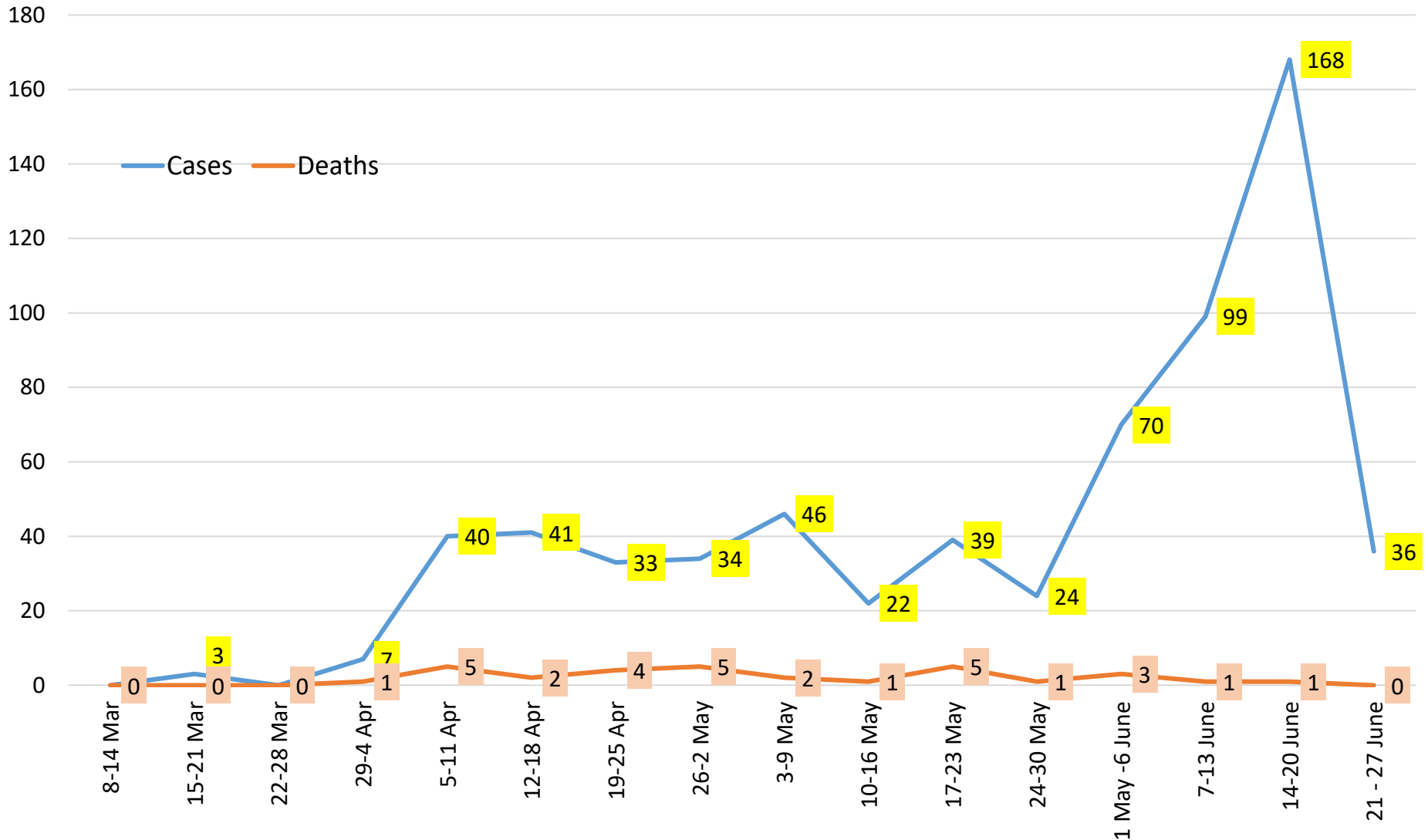
Summary of COVID-19 Cases by Reporting County, Liberia, 16 March – 23 June 2020

County			Confirmed Cumulative Cases
	Laboratory Confirmed Cases	Cases on Contact List	
Bomi	0	0	3
Bong	3	0	20
Gbarpolu	0	0	10
Grand Bassa	0	0	10
Grand Cape Mount	0	0	1
Grand Kru	0	0	1
Lofa	1	0	6
Margibi	0	0	39
Maryland	0	0	1
Montserrado	5	0	549
Nimba	1	0	19
River Gee	0	0	1
Sinoe	0	0	2
NATIONAL	10	0	662

Demographic Breakdown (Gender & Age) of Confirmed COVID-19 Cases (16 March – 23 June 2020)

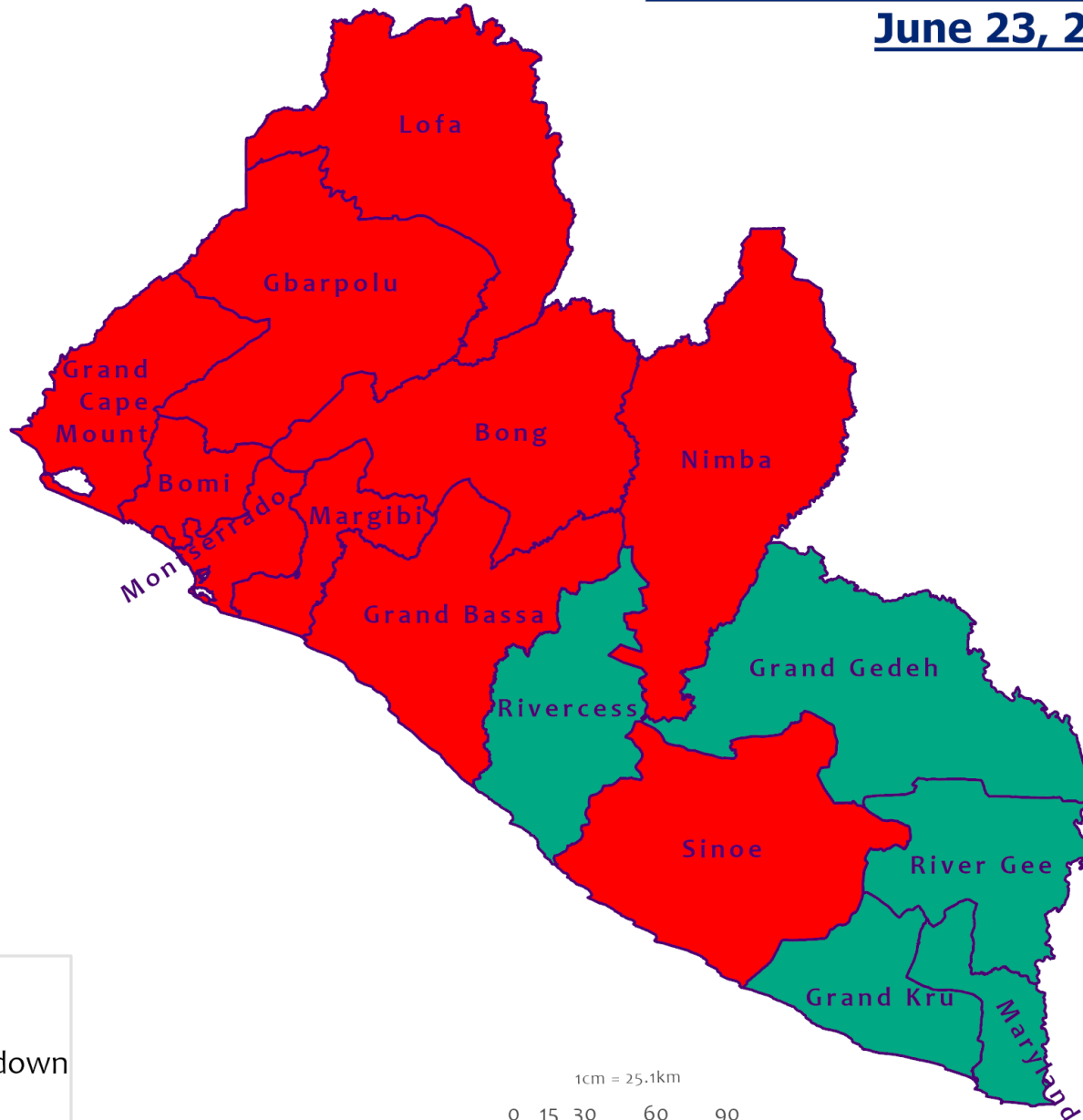
County	<15 years		15 - 34		35 - 54		55+		All ages		Total Confirmed
	M	F	M	F	M	F	M	F	M	F	
Bomi	0	1	0	0	0	1	0	1	0	3	3
Bong	0	0	0	2	5	6	5	2	10	10	20
Gbarpolu	1	2	0	2	3	1	1	0	5	5	10
Grand Bassa	1	0	2	6	0	1	0	0	3	7	10
Grand Cape Mount	0	0	0	0	0	0	1	0	1	0	1
Grand Kru	0	0	1	0	0	0	0	0	1	0	1
Lofa	0	0	0	0	3	0	3	0	6	0	6
Margibi	2	1	6	6	8	5	5	6	21	18	39
Maryland	0	0	1	0	0	0	0	0	1	0	1
Montserrado	29	30	133	75	139	57	58	28	359	190	549
Nimba	0	0	3	1	10	2	1	2	14	5	19
River Gee	0	0	0	0	1	0	0	0	1	0	1
Sinoe	0	0	0	0	2	0	0	0	2	0	2
National	33	34	146	92	171	73	74	39	424	238	662

COVID-19 Cases and Deaths by Epi-week (Mar. 16 - June 27)








Counties COVID-19 Status in Liberia June 23, 2020



County Status

-  Preparedness
-  28-Day Countdown
-  Response



Data Source: NPHIL/MoH

Demographic Breakdown (Gender & Age) of Confirmed COVID-19 Deaths (16 March – 23 June 2020)

County	<15 years		15 - 34		35 - 54		55+		All ages		Total Confirmed
	M	F	M	F	M	F	M	F	M	F	
Bong	0	0	1	0	0	0	3	0	4	0	4
Gbarpolu	0	0	0	0	1	0	1	0	2	0	2
Grand Bassa	0	0	0	0	0	0	0	0	0	0	0
Grand Kru	0	0	0	0	0	0	0	0	0	0	0
Lofa	0	0	0	0	0	0	2	0	2	0	2
Margibi	0	0	0	0	0	0	0	1	0	1	1
Maryland	0	0	0	0	0	0	0	0	0	0	0
Montserrado	0	0	0	0	8	4	7	2	15	6	21
Nimba	0	0	0	0	2	1	1	0	3	1	4
River Gee	0	0	0	0	0	0	0	0	0	0	0
Sinoe	0	0	0	0	0	0	0	0	0	0	0
National	0	0	1	0	11	5	14	3	26	8	34

Summary of COVID-19 Deaths by Reporting County, Liberia, 16 March – 23 June 2020

County	DAILY REPORT								Cumulative Deaths
	New Suspected Deaths	Laboratory Confirmed Deaths						Confirmed Deaths on Contact List	
		COVID-19 Treatment Unit	Total in COVID-19 Treatment Unit	Health Facility	Total in Health Facility	Community	Total in Community		
Bong	0	0	0	0	3	0	1	0	4
Gbarpolu	0	0	0	0	2	0	0	0	2
Grand Bassa	0	0	0	0	0	0	0	0	0
Grand Kru	0	0	0	0	0	0	0	0	0
Lofa	0	0	0	0	2	0	1	0	3
Maryland	0	0	0	0	0	0	0	0	0
Margibi	0	0	0	0	1	0	0	0	1
Montserrado	0	0	5	0	5	0	11	0	21
Nimba	0	0	0	0	3	0	1	0	4
River Gee	0	0	0	0	0	0	0	0	0
Sinoe	0	0	0	0	0	0	0	0	0
National	0	0	5	0	15	0	14	0	34

The Liberia Case Fatality rate (CFR) officially considered is for deaths that occurred among patients in care at the COVID-19 treatment units across the country. As of 1 June 2020, a total of 4 deaths have been recorded CFR=1.17%. The country is however keeping active surveillance on community deaths and deaths in non COVID-19 treatment health units.

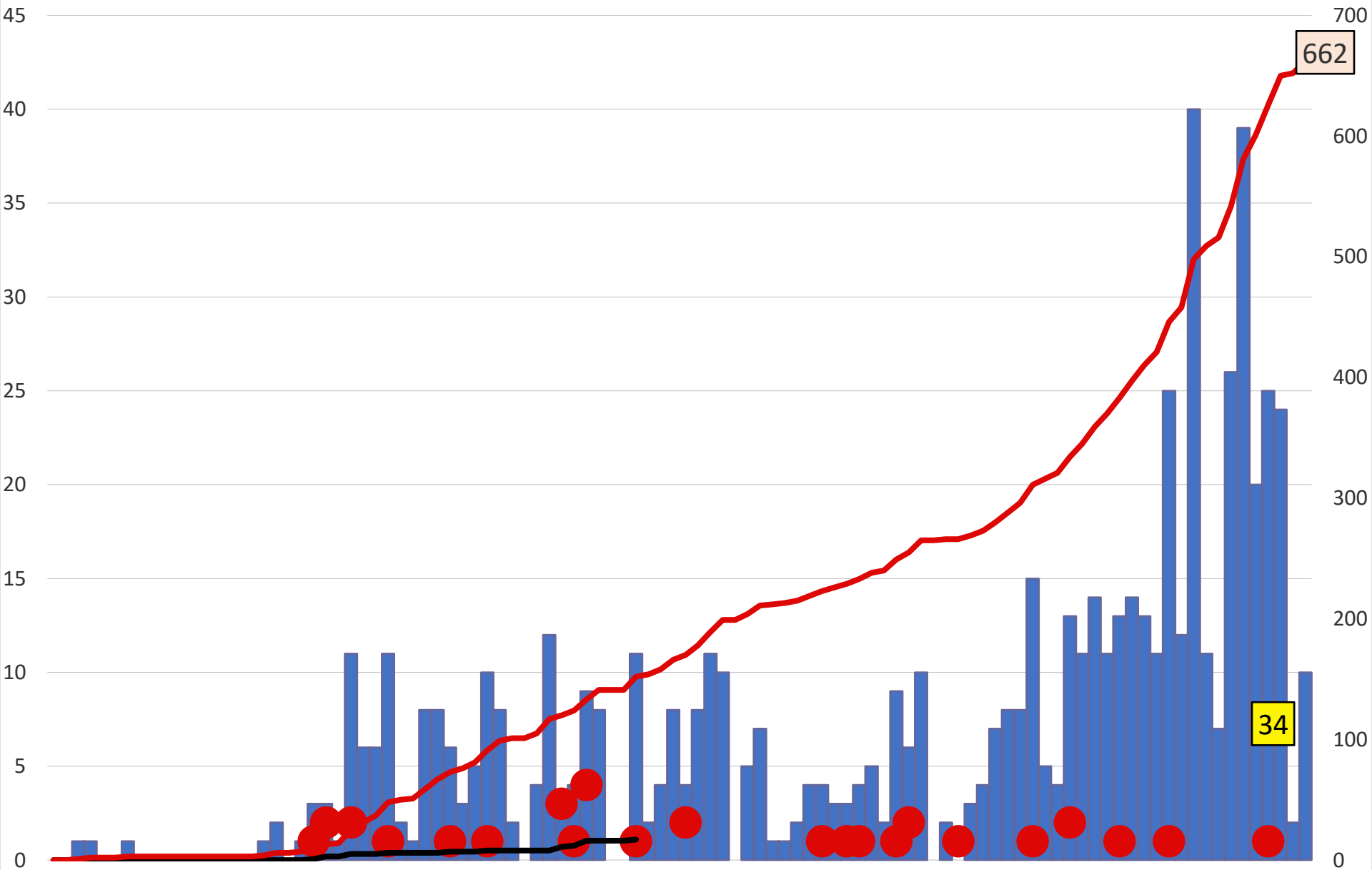
Daily and Cumulative Healthcare Worker (HCW) COVID-19 Cases and Deaths by County, Liberia, 16 March – 23 June 2020

County	DAILY REPORT						CUMULATIVE CASES (ALIVE & DEAD)	
	New Suspected & High Risk Cases (Alive)			New Suspect Death	Laboratory Confirmed Cases	Confirmed Cases on Contact List	Confirmed	Deaths
	Suspect	High Risk	Total					
Bong	0	0	0	0	0	0	6	2
Gbarpolu	0	0	0	0	0	0	1	1
Grand Bassa	0	0	0	0	0	0	3	0
Grand Kru	0	0	0	0	0	0	0	0
Lofa	0	0	0	0	1	0	1	0
Margibi	0	0	0	0	0	0	9	1
Maryland	0	0	0	0	0	0	0	0
Montserrado	0	0	0	0	0	0	36	1
Nimba	0	0	0	0	0	0	1	0
River Gee	0	0	0	0	0	0	0	0
Sinoe	0	0	0	0	0	0	0	0
NATIONAL	0	0	0	0	1	0	57	5

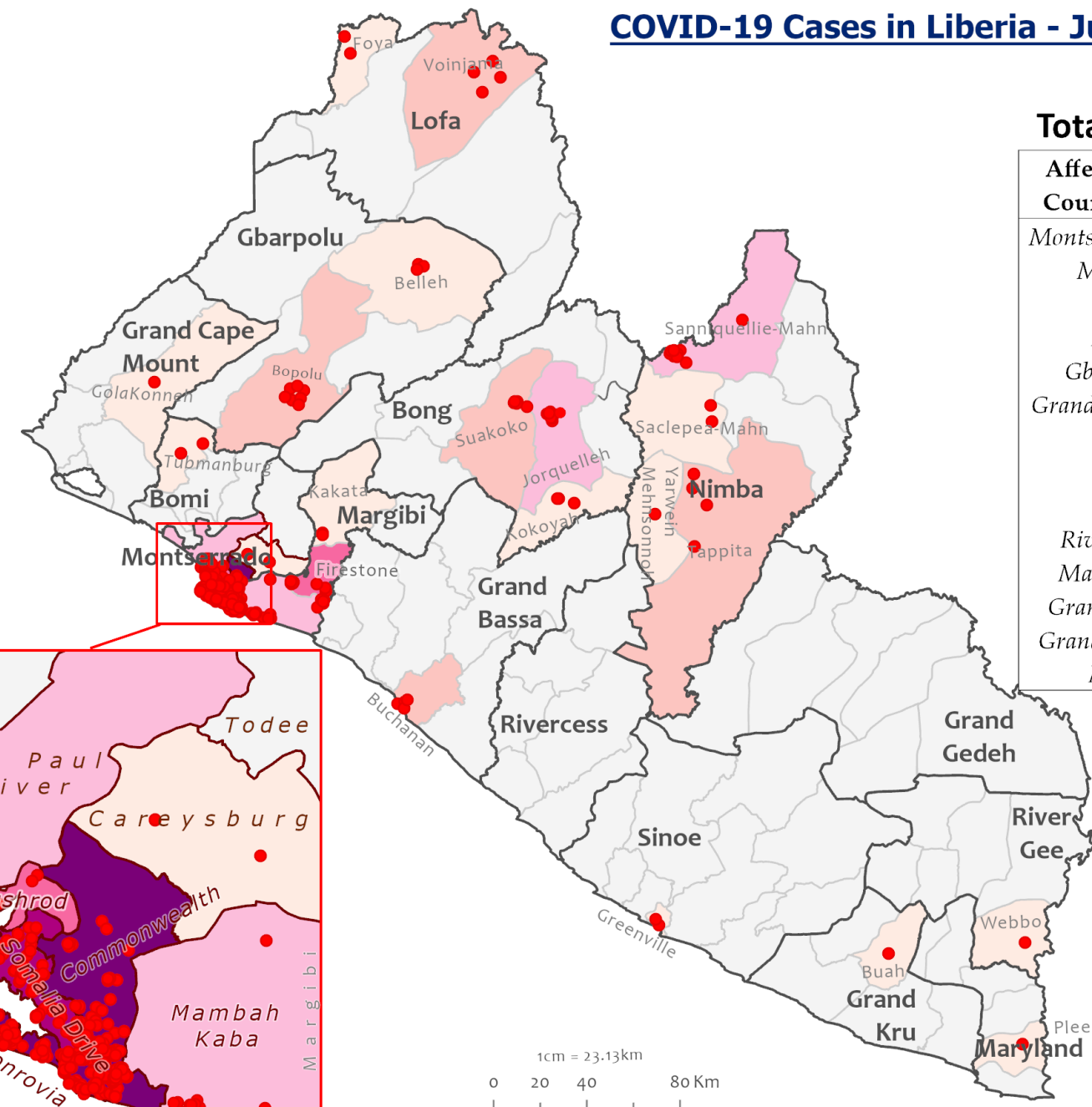

Cadre Cases and Deaths by Health Care Workers (16 March – 23 June 2020)

Health Care Worker Cadre	Montserrat		Margibi		Nimba		River Gee		Sinoe		Grand Kru		Gbarpolu		Bong		Lofa		Grand Bassa		National (Total)	
	Cases	Deaths	Cases	Deaths	Cases	Deaths	Cases	Deaths	Cases	Deaths	Cases	Deaths	Cases	Deaths	Cases	Deaths	Cases	Deaths	Cases	Deaths	Cases	Deaths
Doctors	5	0	0	0	1	0	0	0	0	0	0	0	0	0	0	0	0	0	0	0	6	0
Pharmacists	1	0	0	0	0	0	0	0	0	0	0	0	0	0	0	0	0	0	0	0	1	0
Nurses	15	1	3	0	0	0	0	0	0	0	0	0	1	1	5	1	0	0	1	0	25	3
Radiologist	1	0	0	0	0	0	0	0	0	0	0	0	0	0	0	0	0	0	0	0	1	0
Physician Assistants	0	0	0	0	0	0	0	0	0	0	0	0	0	0	0	0	0	0	0	0	0	0
Lab Technician	4	0	1	0	1	0	0	0	0	0	0	0	0	0	0	1	0	0	0	0	7	0
Environmental Health Technicians	6	0	0	0	0	0	0	0	0	0	0	0	0	0	0	0	0	0	0	0	6	0
Microbiologist	1	0	0	0	0	0	0	0	0	0	0	0	0	0	0	0	0	0	0	0	1	0
Epidemiologist	2	0	0	0	0	0	0	0	0	0	0	0	0	0	0	0	0	0	0	0	2	0
Dieticians	0	0	5	1	0	0	0	0	0	0	0	0	0	0	0	0	0	0	0	0	5	1
Dispenser	0	0	0	0	0	0	0	0	0	0	0	0	0	0	1	1	0	0	0	0	1	1
Licensed Practical Nurse (LPN)	0	0	0	0	0	0	0	0	0	0	0	0	0	0	1	1	0	0	0	0	1	1
Psychosocial Worker	1	0	0	0	0	0	0	0	0	0	0	0	0	0	0	0	0	0	0	0	1	0
Total:	36	1	9	1	2	0	0	0	0	0	0	0	1	1	7	3	1	0	1	0	57	6

EPI-Curve of Confirmed Cases and Deaths

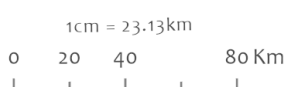


COVID-19 Cases in Liberia - June 23, 2020

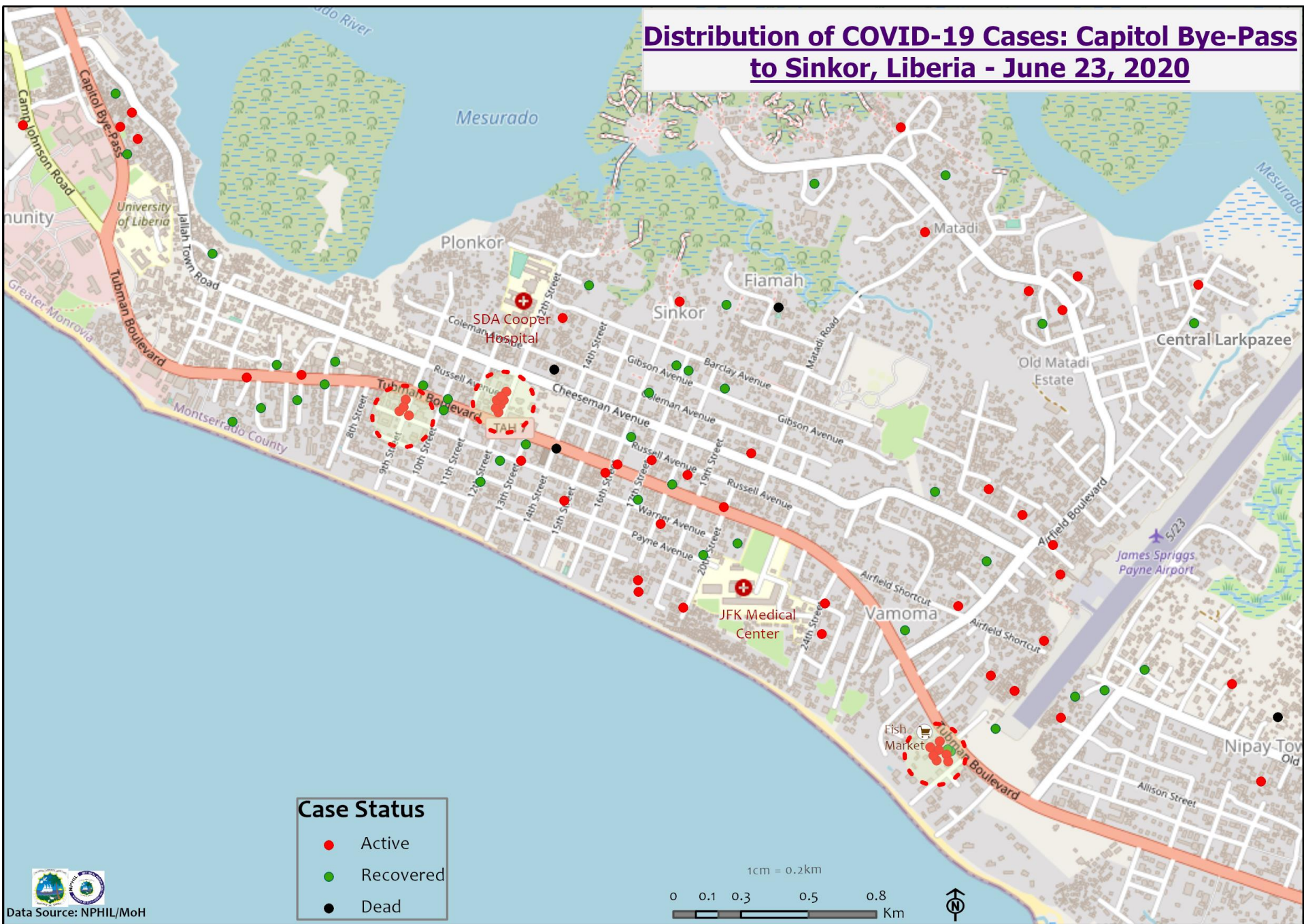


Total Cases: 662

Affected Counties	Cumulative Cases
Montserrado	549
Margibi	39
Bong	20
Nimba	19
Gbarpolu	10
Grand Bassa	10
Lofa	6
Bomi	3
Sinoe	2
River Gee	1
Maryland	1
Grand Kru	1
Grand Cape Mount	1



Distribution of COVID-19 Cases: Capitol Bye-Pass to Sinkor, Liberia - June 23, 2020



Case Status

- Active
- Recovered
- Dead

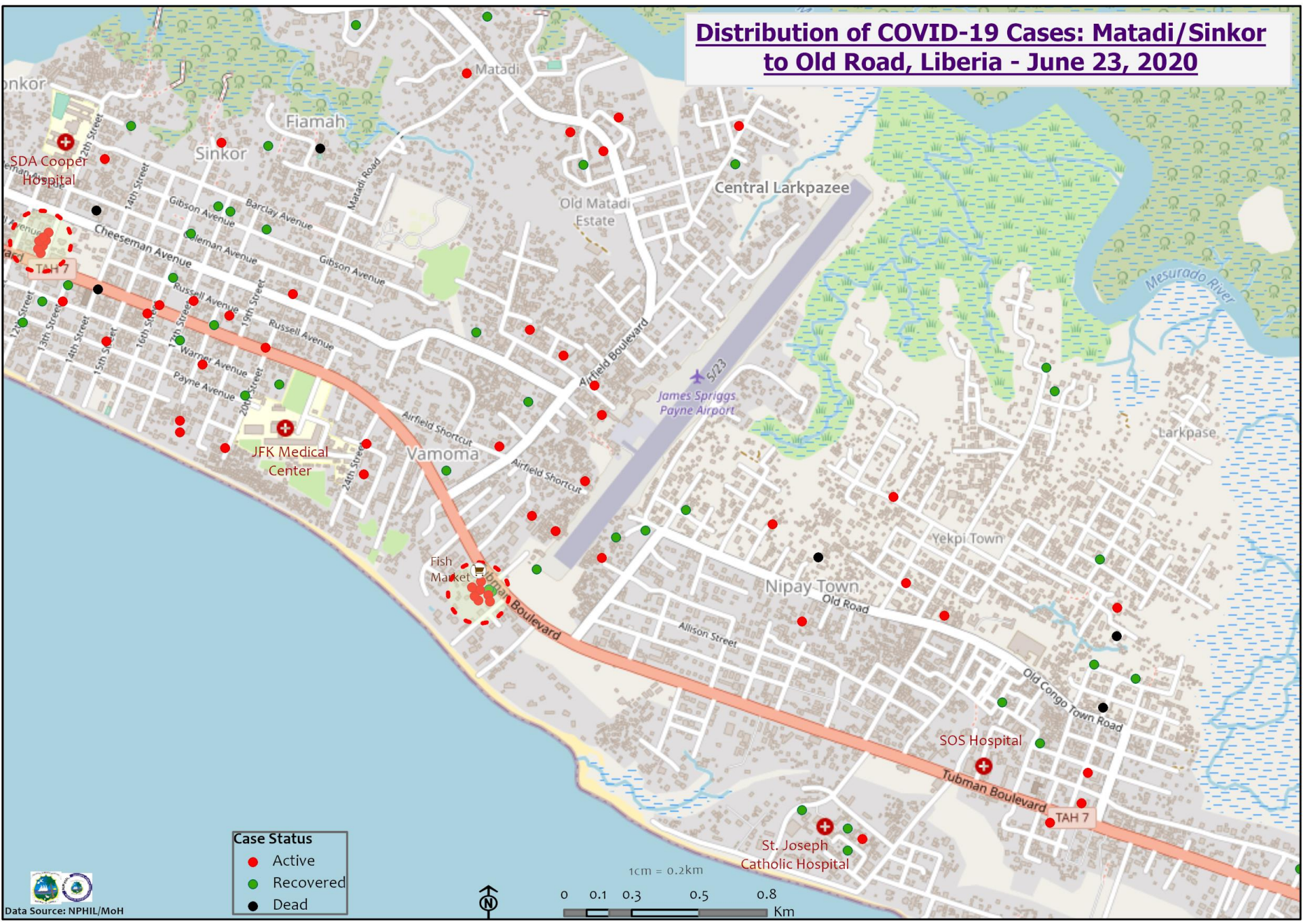
1cm = 0.2km

0 0.1 0.3 0.5 0.8 Km

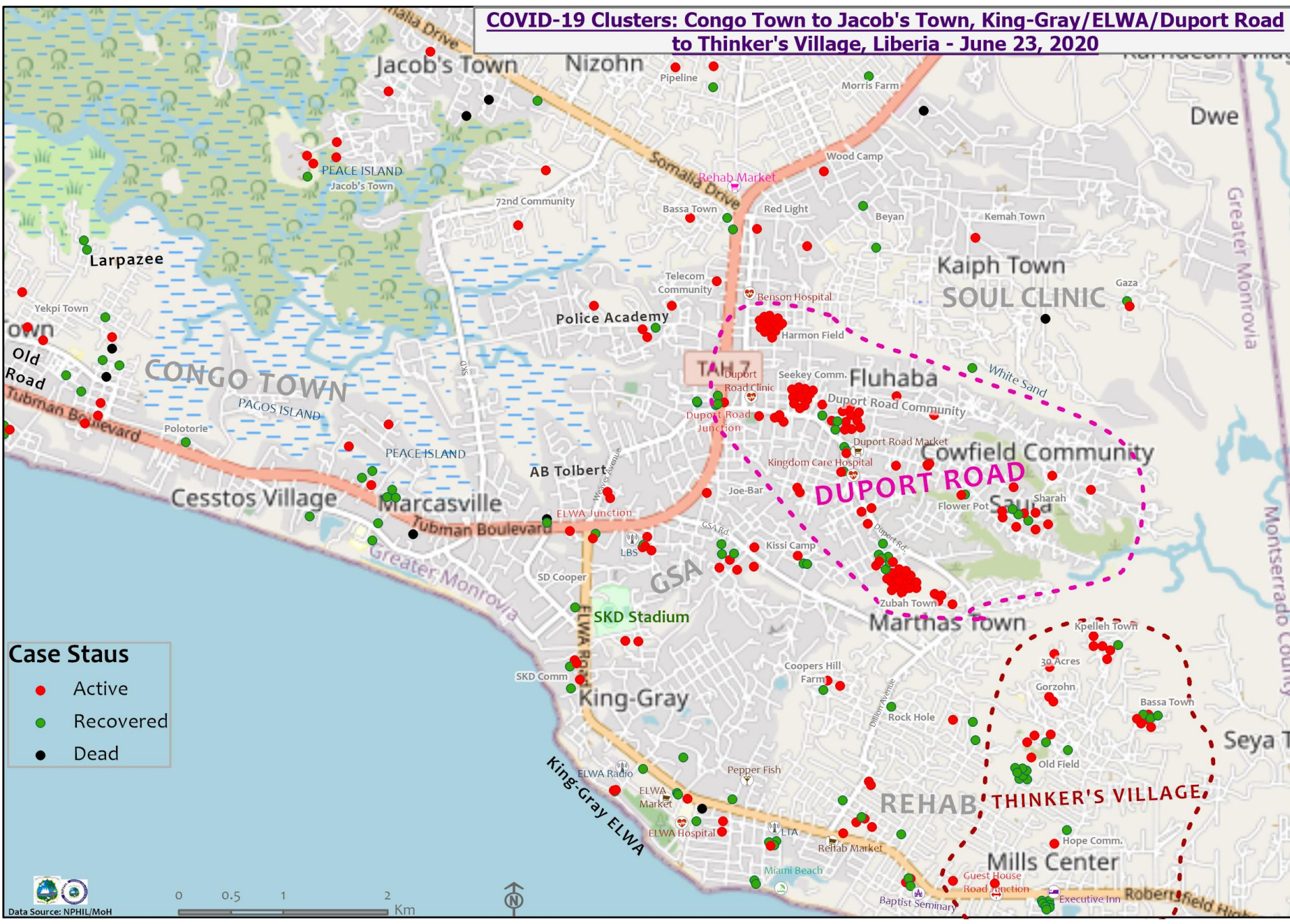


Data Source: NPHIL/MoH

Distribution of COVID-19 Cases: Matadi/Sinkor to Old Road, Liberia - June 23, 2020



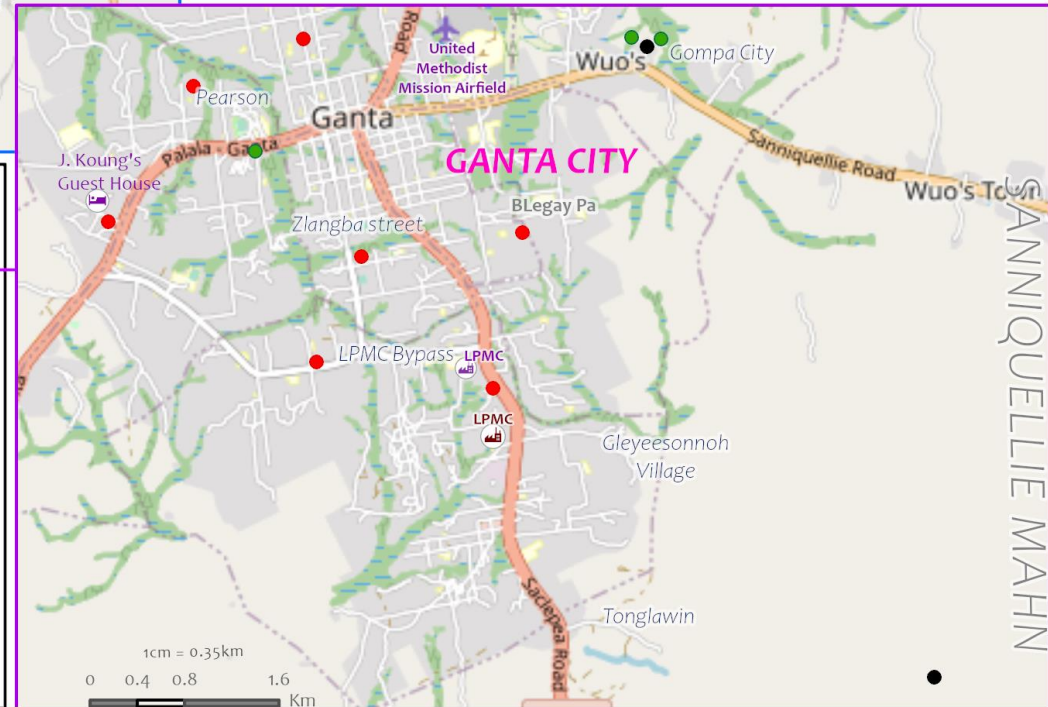
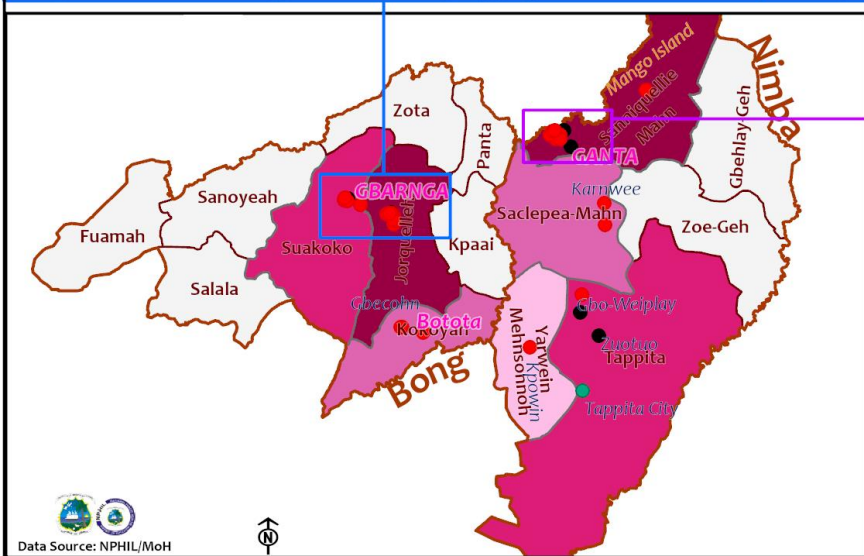
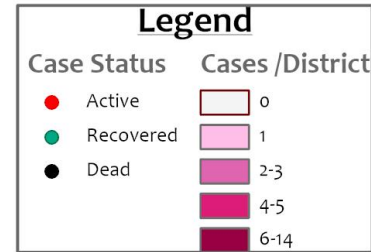
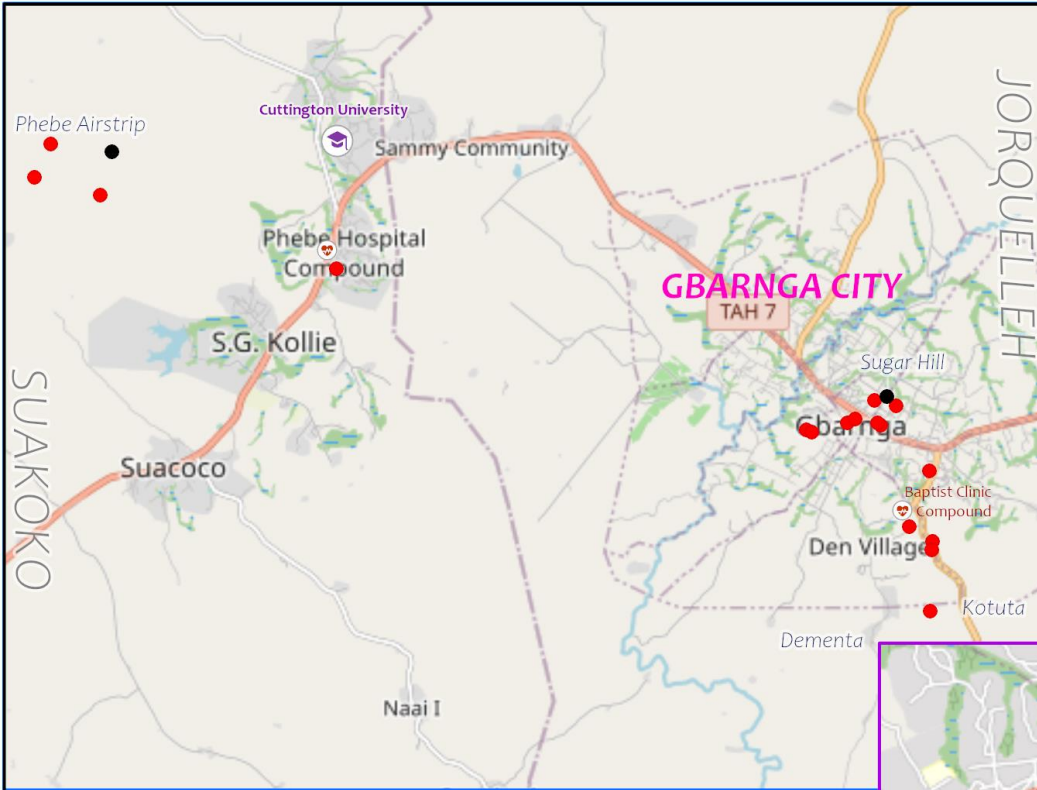
COVID-19 Clusters: Congo Town to Jacob's Town, King-Gray/ELWA/Duport Road to Thinker's Village, Liberia - June 23, 2020



Case Status

- Active
- Recovered
- Dead

Distribution of COVID-19 Cases in Bong and Nimba counties, Liberia - June 23, 2020



Precautionary Observation Centers (POC): Admission and Discharges

County	Precautionary Observation Centers				Cumulative Move to Treatment
	New admissions	Currently in POC	Daily Discharges	Cumulative Discharges (not including transferred)	
Bomi	0	0	0	0	0
Bong	0	0	0	0	0
Gbarpolu	0	0	0	0	0
Grand Bassa	0	4	0	29	1
Margibi	0	30	0	48	0
Maryland	0	0	0	41	0
Montserrado	0	63	0	56	0
Nimba	0	0	1	31	0
Sinoe	0	2	0	126	0
Lofa	0	0	0	173	0
NATIONAL	0	99	1	504	1

Treatment Unit Daily Report – June 23, 2020

14 Military Hospital Treatment Unit						
New admissions	Daily Discharges	Cumulative Recoveries	Daily Deaths	Cumulative Deaths	*Currently in treatment	Available Bed Occupancy %
5	0	239	0	5	128	116%

Demographic Breakdown of Cases at 14 Military Hospital											
Total Census	Total Adult	Total Children	Total Female	Total Male	Total Confirm	Others	Pregnant	Children			
								<1	1-5	6-10	11-17
128	110	18	50	78	127	1	2	3	3	3	9

*127 confirmed cases + 1 Special case = 128 total patients

Recoveries from Treatment Units (16 March – 23 June 2020)

Treatment Unit	New admissions	Cumulative admissions	Recoveries	Cumulative Recoveries
14 Military Hospital, Montserrado	5	374	0	241
Chief Jallahlone Hospital, Gbarpolu	0	3	0	1
Jackson F. Doe Hospital, Nimba	0	2	0	1
Ganta Methodist Hospital, Nimba	0	1	0	1
Pleebo Health Center, Maryland	0	1	0	1
Rally Time Hospital, Grand Kru	0	0	0	1
Fish Town Hospital, River Gee	0	1	0	1
St. Timothy Hospital, Grand Cape Mount	0	1	0	0
Liberia Government Hospital, Bomi	0	2	0	0
Tellewoyan Hospital, Lofa	0	4	2	2
Phebe Hospital, Bong	0	10	0	0
Liberia Government Hospital, Grand Bassa	1	4	0	0
Arcelor Mittal, Grand Bassa	0	5	0	5
Duside Hospital, Margibi	0	23	0	15
F. J. Grant Hospital, Sinoe	0	2	0	1
Total	6	433	2	270

Admissions, Currently in Treatment, and Discharges

COVID-19 Treatment Units									
Treatment Unit	New admissions	Cumulative admissions	Discharges	Cumulative Discharges	Currently in Treatment Unit	Total Males	Total Females	0-35 yrs	36+ yrs
Chief Jallahlone Hospital, Gbarpolu	0	3	0	1	0	0	0	0	0
Jackson F. Doe Hospital, Nimba	0	2	0	1	0	0	0	0	0
Ganta Methodist Hospital, Nimba	0	1	0	1	0	0	0	0	0
St. Timothy Hospital, Grand Cape Mount	0	1	0	0	1	1	0	0	1
Tellewoyan Hospital, Lofa	0	4	2	2	2	2	0	0	2
Phebe Hospital, Bong	0	10	0	0	10	3	7	4	6
Liberia Government Hospital, Bomi	0	2	0	0	2	0	2	1	1
Arcelor Mittal, Grand Bassa	0	5	0	5	0	0	0	0	0
Liberia Government Hospital, Grand Bassa	1	4	0	0	3	2	1	2	1
Duside Hospital, Margibi	0	23	0	15	8	6	2	2	6
F. J. Grant Hospital, Sinoe	0	2	0	1	1	1	0	0	1
Total	1	57	2	26	27	15	12	9	18

Laboratory Samples Evaluated – June 23, 2020

Laboratory	Total	New Positive	Repeat Positive	Initial Negative	Repeat Test Negative	Pending Lab Result
NPHRL	81	10	15	22	12	22
Total	81	10	15	22	12	22

Summary of COVID-19 Contact Tracing in Response Counties

County	New Contacts Line listed	Cumulative Contacts	No. of Health Care Workers as Contacts	Cumulative no. of Health Care Workers as contacts	Contacts became a case	Cumulative contacts that became a case	Contacts Completed 14 Days	Cumulative Contacts Completing 14 Days	Contacts Under Follow-up	Contacts lost to Follow-up
Montserrado	143	3259	4	326	2	143	57	2455	741	3
Margibi	4	301	0	91	0	22	0	178	101	0
Grand Bassa	0	116	0	64	0	8	0	66	42	0
Sinoe	0	128	0	15	0	0	0	126	2	0
Gbarpolu	0	76	0	12	0	6	0	53	23	0
Lofa	29	294	0	39	0	3	0	261	33	0
Nimba	6	466	0	39	0	6	0	389	104	2
Bong	17	98	0	21	0	9	0	0	87	2
Grand CapeMount	0	21	0	0	0	0	0	0	21	0
Bomi	0	27	0	5	0	0	0	0	27	0
National	199	4786	11	612	2	197	57	3528	1181	7

Active Case Finding (16 March – 23 June 2020)

County	Visitation				Identification, Investigation & Testing								Supervision		
	No. of communities Assigned	No. of communities Visited	No. of Households Assigned	No. of Households Visited	Sick persons Identified	Cumulative Sick persons identified	Sick persons referred for Investigation	Cumulative Sick person referred for Investigation	Sick persons Investigated	Cumulative Sick persons Investigated	Sick persons investigated and referred for testing	Cumulative Sick persons investigated and referred for testing	No. of Sick persons followed-up today	No. of supervision visits	No. of Supervisory Calls
Bomi	127	150	383	383	0	0	0	0	0	0	0	0	0	4	0
Bong	25	25	15564	230	0	0	0	0	0	0	0	0	0	0	0
Montserrado	250	0	0	56303	0	412	0	277	0	258	0	209	0	0	0
Margibi	15	15	15	131	0	4	0	4	0	16	0	10	7	8	7
Maryland	36	36	416	416	38	426	7	379	7	379	0	0	4	0	0
Grand Cape Mount	1	1	19	19	0	0	0	0	0	0	0	0	0	0	0
Sinoe	90	90	5232	3850	0	79	79	79	79	79	0	0	0	8	2
Grand Kru	75	50	1000	1000	2	7	2	7	2	7	1	7	2	5	3
Gbarpolu	52	50	520	330	1	24	1	27	1	26	1	1	1	0	0
Grand Bassa	18	18	265	265	11	91	11	91	11	91	0	0	0	0	0
Nimba	430	381	2460	2333	6	26	6	26	6	26	6	17	1	0	0
Lofa	79	79	385	385	0	42	0	42	0	42	0	42	0	42	74
National	1180	877	25994	65380	47	1020	95	841	95	833	8	286	15	67	86

Thank you for Listening