



Liberia COVID-19 Daily Sitrep 104 (27th June 2020)

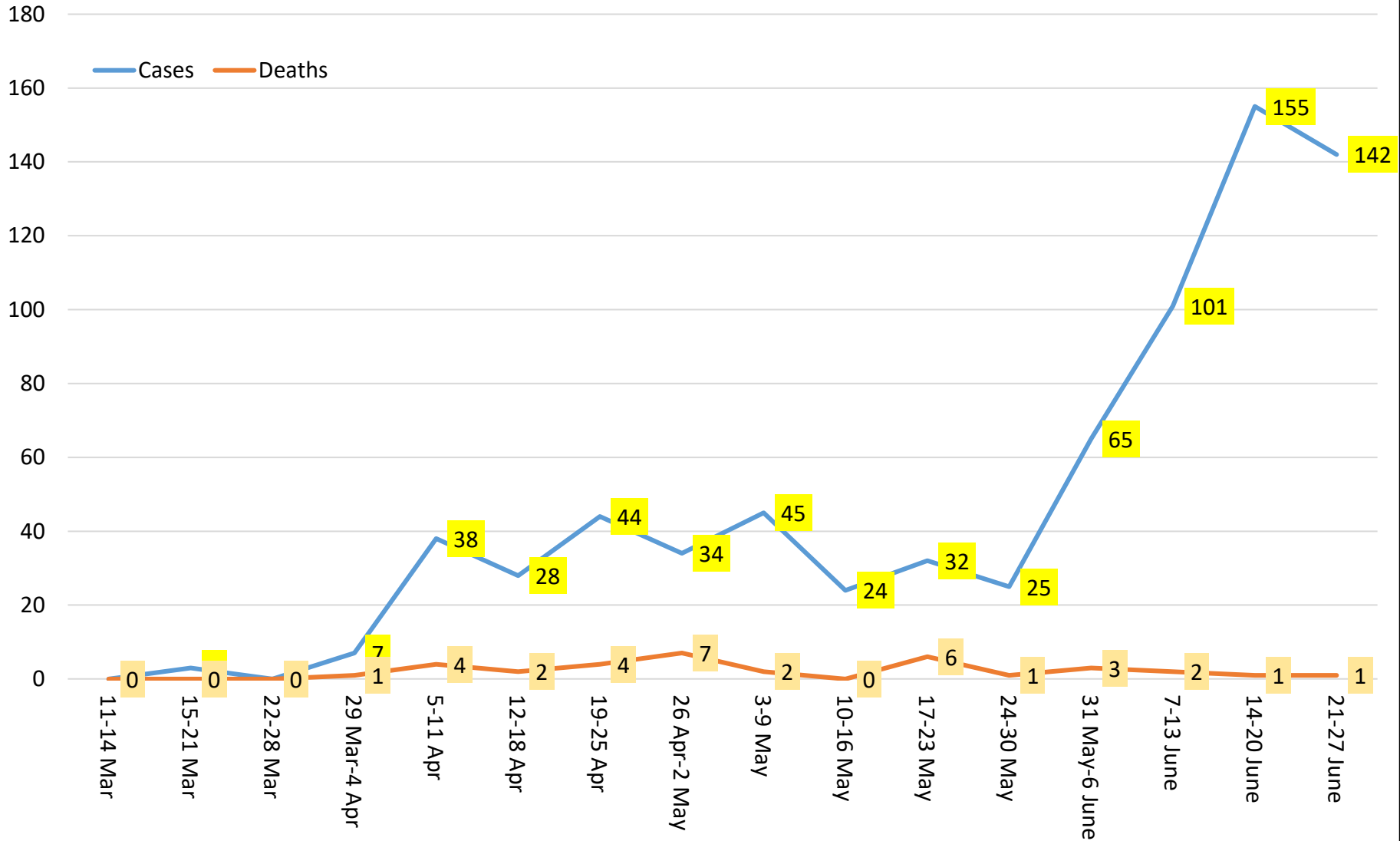
Summary of COVID-19 Cases by Reporting County, Liberia, 16 March – 27 June 2020

County			Confirmed Cumulative Cases
	Laboratory Confirmed Cases	Cases on Contact List	
Bomi	0	0	3
Bong	4	0	26
Gbarpolu	0	0	10
Grand Bassa	0	0	10
Grand Cape Mount	0	0	1
Grand Kru	0	0	1
Lofa	0	0	6
Margibi	1	0	45
Maryland	1	0	2
Montserrado	23	0	626
Nimba	7	0	32
River Gee	1	0	2
Sinoe	2	0	4
NATIONAL	39	0	768

Demographic Breakdown (Gender & Age) of Confirmed COVID-19 Cases (16 March – 27 June 2020)

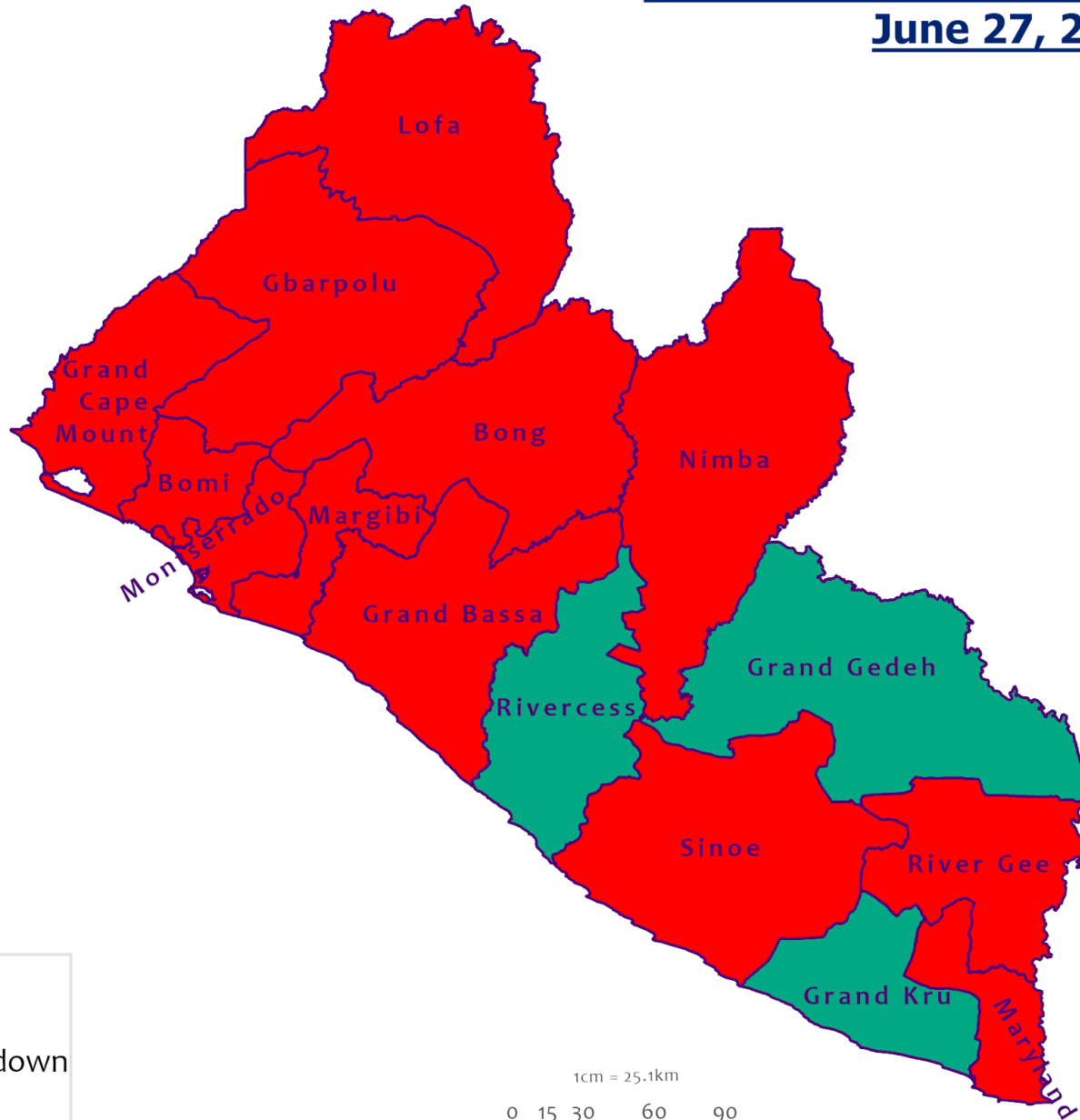
County	<15 years		15 - 34		35 - 54		55+		All ages		Total Confirmed
	M	F	M	F	M	F	M	F	M	F	
Bomi	0	1	0	0	0	1	0	1	0	3	3
Bong	1	0	1	2	8	6	6	2	16	10	26
Gbarpolu	1	2	0	2	3	1	1	0	5	5	10
Grand Bassa	1	0	2	6	0	1	0	0	3	7	10
Grand Cape Mount	0	0	0	0	0	0	1	0	1	0	1
Grand Kru	0	0	1	0	0	0	0	0	1	0	1
Lofa	0	0	0	0	3	0	3	0	6	0	6
Margibi	2	2	8	7	9	5	6	6	25	20	45
Maryland	0	0	1	0	0	0	0	1	1	1	2
Montserrado	32	31	160	81	165	65	62	30	419	207	626
Nimba	0	0	8	5	13	2	2	2	23	9	32
River Gee	0	0	0	0	1	1	0	0	1	1	2
Sinoe	0	0	1	0	3	0	0	0	4	0	4
National	37	36	182	103	205	82	81	42	505	263	768

COVID-19 Cases and Deaths by Epi-week (Mar. 16 - June 27)








Counties COVID-19 Status in Liberia June 27, 2020



County Status

-  Preparedness
-  28-Day Countdown
-  Response



Data Source: NPHIL/MoH

Demographic Breakdown (Gender & Age) of Confirmed COVID-19 Deaths (16 March – 27 June 2020)

County	<15 years		15 - 34		35 - 54		55+		All ages		Total Confirmed
	M	F	M	F	M	F	M	F	M	F	
Bong	0	0	1	0	0	0	3	0	4	0	4
Gbarpolu	0	0	0	0	1	0	1	0	2	0	2
Grand Bassa	0	0	0	0	0	0	0	0	0	0	0
Grand Kru	0	0	0	0	0	0	0	0	0	0	0
Lofa	0	0	0	0	0	0	2	0	2	0	2
Margibi	0	0	0	0	0	0	0	1	0	1	1
Maryland	0	0	0	0	0	0	0	0	0	0	0
Montserrado	0	0	0	0	8	4	7	2	15	6	21
Nimba	0	0	0	0	2	1	1	0	3	1	4
River Gee	0	0	0	0	0	0	0	0	0	0	0
Sinoe	0	0	0	0	0	0	0	0	0	0	0
National	0	0	1	0	11	5	14	3	26	8	34

Summary of COVID-19 Deaths by Reporting County, Liberia, 16 March – 27 June 2020

County	DAILY REPORT								Cumulative Deaths
	New Suspected Deaths	Laboratory Confirmed Deaths						Confirmed Deaths on Contact List	
		COVID-19 Treatment Unit	Total in COVID-19 Treatment Unit	Health Facility	Total in Health Facility	Community	Total in Community		
Bong	0	0	0	0	3	0	1	0	4
Gbarpolu	0	0	0	0	2	0	0	0	2
Grand Bassa	0	0	0	0	0	0	0	0	0
Grand Kru	0	0	0	0	0	0	0	0	0
Lofa	0	0	0	0	2	0	1	0	3
Maryland	0	0	0	0	0	0	0	0	0
Margibi	0	0	0	0	1	0	0	0	1
Montserrado	0	0	5	0	5	0	11	0	21
Nimba	0	0	0	0	3	0	1	0	4
River Gee	0	0	0	0	0	0	0	0	0
Sinoe	0	0	0	0	0	0	0	0	0
National	0	0	5	0	15	0	14	0	34

The Liberia Case Fatality rate (CFR) officially considered is for deaths that occurred among patients in care at the COVID-19 treatment units across the country. As of 1 June 2020, a total of 4 deaths have been recorded CFR=1.17%. The country is however keeping active surveillance on community deaths and deaths in non COVID-19 treatment health units.

Daily and Cumulative Healthcare Worker (HCW) COVID-19 Cases and Deaths by County, Liberia, 16 March – 27 June 2020

County	DAILY REPORT						CUMULATIVE CASES (ALIVE & DEAD)	
	New Suspected & High Risk Cases (Alive)			New Suspect Death	Laboratory Confirmed Cases	Confirmed Cases on Contact List	Confirmed	Deaths
	Suspect	High Risk	Total					
Bong	0	0	0	0	0	0	14	3
Gbarpolu	0	0	0	0	0	0	1	1
Grand Bassa	0	0	0	0	0	0	3	0
Grand Kru	0	0	0	0	0	0	0	0
Lofa	0	0	0	0	0	0	1	0
Margibi	0	0	0	0	0	0	9	1
Maryland	0	0	0	0	0	0	0	0
Montserrado	0	0	0	0	0	0	36	1
Nimba	0	0	0	0	0	0	1	0
River Gee	0	0	0	0	0	0	0	0
Sinoe	0	0	0	0	0	0	0	0
NATIONAL	0	0	0	0	0	0	65	6

Cadre Cases and Deaths by Health Care Workers (16 March – 27 June 2020)

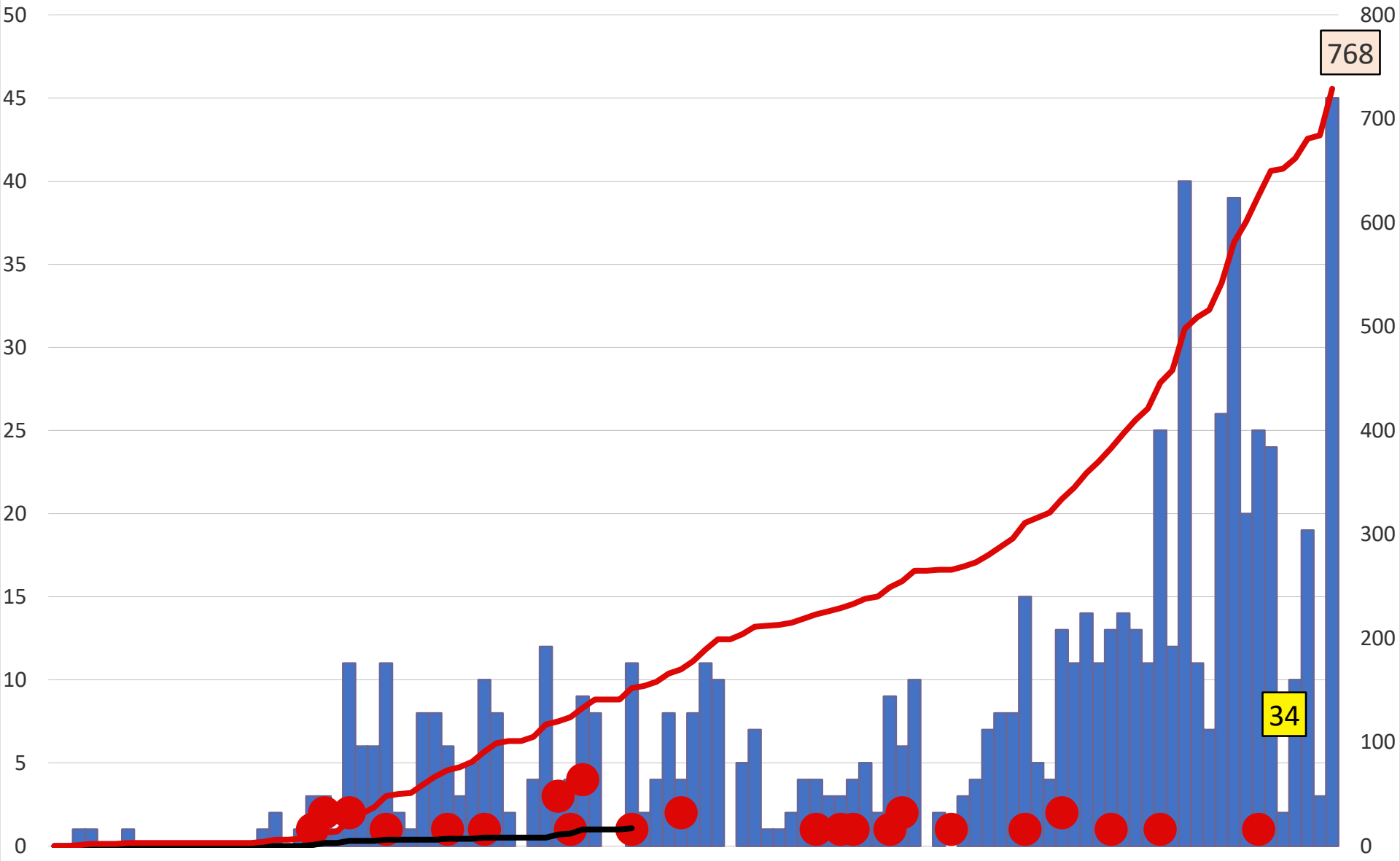
Health Care Worker Cadre	Montserrat		Margibi		Nimba		River Gee		Sinoe		Grand Kru		Gbarpolu		Bong		Lofa		Grand Bassa		National (Total)	
	Cases	Deaths	Cases	Deaths	Cases	Deaths	Cases	Deaths	Cases	Deaths	Cases	Deaths	Cases	Deaths	Cases	Deaths	Cases	Deaths	Cases	Deaths	Cases	Deaths
Doctors	5	0	0	0	1	0	0	0	0	0	0	0	0	0	1	0	0	0	0	0	7	0
Pharmacists	1	0	0	0	0	0	0	0	0	0	0	0	0	0	0	0	0	0	0	0	1	0
Nurses	15	1	3	0	0	0	0	0	0	0	0	0	1	1	9	1	0	0	1	0	29	3
Radiologist	1	0	0	0	0	0	0	0	0	0	0	0	0	0	0	0	0	0	0	0	1	0
Physician Assistants	0	0	0	0	0	0	0	0	0	0	0	0	0	0	0	0	0	0	0	0	0	0
Lab Technician	4	0	1	0	1	0	0	0	0	0	0	0	0	0	0	0	1	0	0	0	7	0
Environmental Health Technicians	6	0	0	0	0	0	0	0	0	0	0	0	0	0	0	0	0	0	0	0	6	0
Microbiologist	1	0	0	0	0	0	0	0	0	0	0	0	0	0	0	0	0	0	0	0	1	0
Epidemiologist	2	0	0	0	0	0	0	0	0	0	0	0	0	0	0	0	0	0	0	0	2	0
Dieticians	0	0	5	1	0	0	0	0	0	0	0	0	0	0	0	0	0	0	0	0	5	1
Dispenser	0	0	0	0	0	0	0	0	0	0	0	0	0	0	2	1	0	0	0	0	2	1
Licensed Practical Nurse (LPN)	0	0	0	0	0	0	0	0	0	0	0	0	0	0	1	1	0	0	0	0	1	1
Psychosocial Worker	1	0	0	0	0	0	0	0	0	0	0	0	0	0	0	0	0	0	0	0	1	0
Hygienist	0	0	0	0	0	0	0	0	0	0	0	0	0	0	1	0	0	0	0	0	1	0
Total:	36	1	9	1	2	0	0	0	0	0	0	0	1	1	14	3	1	0	1	0	64	6

Suspected and High Risk Cases and Deaths

(16 March – 26 June 2020)

County	New Suspected	Cumulative Suspected	New High Risk	Cumulative High Risk	New Suspected Deaths	Cumulative Suspected Deaths
Montserrat	27	4705	0	0	0	76
Margibi	0	3	0	24	0	1
Maryland	0	17	0	13	0	4
Bong	0	13	0	53	0	2
River Gee	0	5	0	8	0	0
Lofa	0	43	0	36	0	35
Grand Cape Mount	0	21	0	0	0	0
Bomi	0	2	0	21	0	0
Sinoe	0	30	0	43	0	1
Grand Kru	0	14	0	21	0	1
Gbarpolu	0	26	0	13	0	0
Grand Bassa	0	43	0	32	0	0
Nimba	2	123	0	145	0	11
National	29	5045	0	409	0	131

EPI-Curve of Confirmed Cases and Deaths



COVID-19 Cases in Liberia - June 27, 2020

Total Cases: 768

Affected Counties	Cumulative Cases
Montserrado	626
Margibi	45
Nimba	32
Bong	26
Grand Bassa	10
Gbarpolu	10
Lofa	6
Bomi	3
Sinoe	4
River Gee	2
Maryland	2
Grand Kru	1
Grand Cape Mount	1

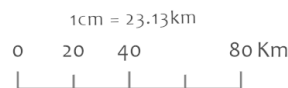
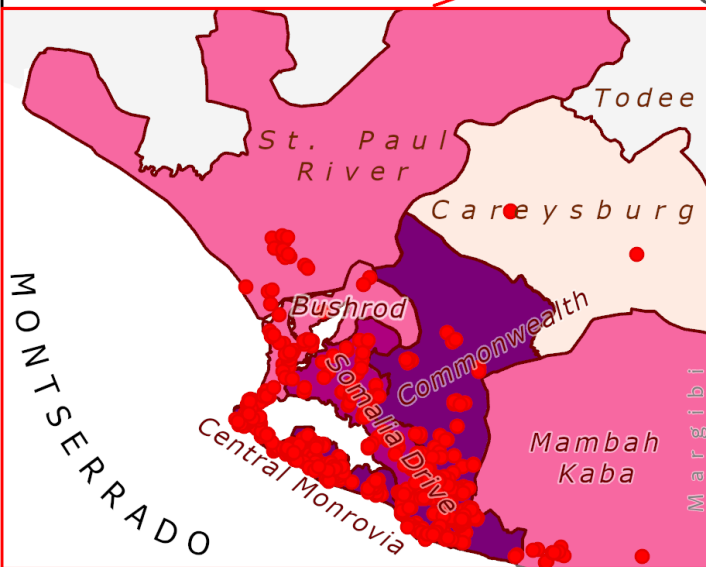
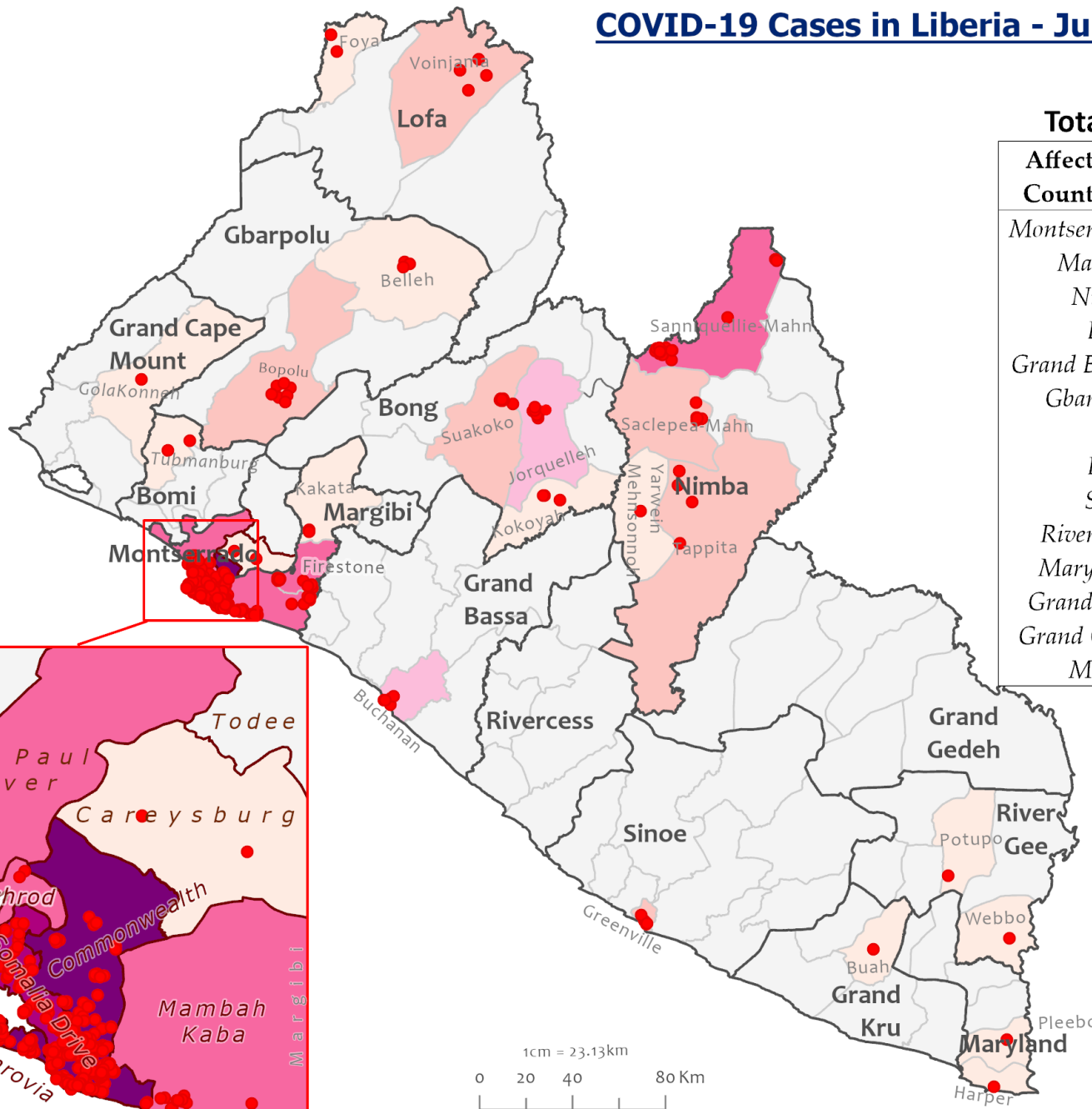


Legend

Confirmed cases



Cases / District



Data Source: NPHIL/MoH

Precautionary Observation Centers (POC): Admission and Discharges

County	Precautionary Observation Centers				Cumulative Move to Treatment
	New admissions	Currently in POC	Daily Discharges	Cumulative Discharges (not including transferred)	
Bomi	0	0	0	0	0
Bong	0	0	0	0	0
Gbarpolu	0	0	0	0	0
Grand Bassa	0	3	0	30	0
Margibi	0	30	0	48	0
Montserrado	0	63	0	56	0
Nimba	0	0	0	31	0
Sinoe	0	0	2	128	0
Lofa	0	9	0	194	0
NATIONAL	0	105	2	487	0

14 Military Hospital & Union Treatment Center Daily Report – June 27, 2020

Treatment Facility Name	New admissions	Daily Discharges	Cumulative Recoveries	Daily Deaths	Cumulative Deaths	*Currently in treatment	Available Bed Occupancy %
14 Military Hospital Treatment Unit	4	7	266	0	5	116	105.4%
Union Treatment Center	6	0	0	0	0	16	30.1%
TOTAL	10	7	266	0	5	132	80.9%

Demographic Breakdown of Cases												
Treatment Facility Name	Total Census	Total Adult	Total Children	Total Female	Total Male	Total Confirm	Others	Pregnant	Children			
									<1	1-5	6-10	11-17
14 Military Hospital Treatment Unit	116	102	14	42	74	115	1	2	2	2	3	7
Union Treatment Center	16	15	1	3	13	15	1	0	0	0	1	0
TOTAL	132	117	15	45	87	130	2	2	2	2	4	7

*130 confirmed cases + 2 Special cases = 132 total patients

Recoveries from Treatment Units (16 March – 27 June 2020)

Treatment Unit	New admissions	Cumulative admissions	Recoveries	Cumulative Recoveries
14 Military Hospital & Union Treatment Center, Montserrado	10	395	7	268
Chief Jallahlone Hospital, Gbarpolu	0	3	0	1
Jackson F. Doe Hospital, Nimba	0	2	0	1
E&J Medical Center, Nimba	0	1	0	0
Ganta Methodist Hospital, Nimba	0	1	0	1
Pleebo Health Center, Maryland	0	1	0	1
Rally Time Hospital, Grand Kru	0	0	0	1
Fish Town Hospital, River Gee	0	1	0	1
St. Timothy Hospital, Grand Cape Mount	0	1	0	0
Liberia Government Hospital, Bomi	0	2	0	0
Tellewoyan Hospital, Lofa	0	5	0	2
Phebe Hospital, Bong	0	14	0	0
Liberia Government Hospital, Grand Bassa	0	4	0	0
Arcelor Mittal, Grand Bassa	0	5	0	5
Duside Hospital, Margibi	1	27	0	16
F. J. Grant Hospital, Sinoe	0	2	0	1
Total	11	464	7	298

Admissions, Currently in Treatment, and Discharges

COVID-19 Treatment Units									
Treatment Unit	New admissions	Cumulative admissions	Discharges	Cumulative Discharges	Currently in Treatment Unit	Total Males	Total Females	0-35 yrs	36+ yrs
Chief Jallahlone Hospital, Gbarpolu	0	3	0	1	0	0	0	0	0
Jackson F. Doe Hospital, Nimba	0	2	0	1	0	0	0	0	0
E&J ,Nimba	0	1	0	0	1	1	0	0	1
Ganta Methodist Hospital, Nimba	0	1	0	1	0	0	0	0	0
St. Timothy Hospital, Grand Cape Mount	0	1	0	0	1	1	0	0	1
Tellewoyan Hospital, Lofa	0	5	0	2	3	3	0	0	3
Phebe Hospital, Bong	0	14	0	0	14	7	7	4	10
Liberia Government Hospital, Bomi	0	2	0	0	2	0	2	1	1
Arcelor Mittal, Grand Bassa	0	5	0	5	0	0	0	0	0
Liberia Government Hospital, Grand Bassa	0	4	0	0	3	2	1	2	1
Duside Hospital, Margibi	1	27	0	16	11	7	4	3	8
F. J. Grant Hospital, Sinoe	0	2	0	1	1	1	0	0	1
Total	1	67	0	27	36	22	14	10	26

Laboratory Samples Evaluated – June 27, 2020

Laboratory	Total	New Positive	Repeat Positive	Initial Negative	Repeat Test Negative	Pending Lab Result
NPHRL	264	39	15	163	15	32
Total	264	39	15	163	15	32

Summary of COVID-19 Contact Tracing in Response Counties

County	New Contacts Line listed	Cumulative Contacts	No. of Health Care Workers as Contacts	Cumulative no. of Health Care Workers as contacts	Contacts became a case	Cumulative contacts that became a case	Contacts Completed 14 Days	Cumulative Contacts Completing 14 Days	Contacts Under Follow-up	Contacts lost to Follow-up
Montserrado	57	3367	0	326	8	151	59	2685	619	3
Margibi	0	304	0	91	0	22	0	178	104	0
Grand Bassa	0	130	0	64	0	9	10	102	19	0
Sinoe	15	143	12	27	0	0	0	128	15	0
Gbarpolu	0	87	0	13	0	6	0	47	34	0
Lofa	3	336	0	53	0	3	0	261	75	0
Nimba	0	487	0	41	0	7	0	392	86	2
Bong	37	135	8	29	2	14	0	0	119	2
Grand CapeMount	0	21	0	0	0	0	0	0	21	0
Bomi	0	39	0	5	0	0	0	0	34	0
National	112	5049	11	649	10	212	69	3793	1126	7

Active Case Finding (16 March – 27 June 2020)

County	Visitation				Identification, Investigation & Testing								Supervision		
	No. of communities Assigned	No. of communities Visited	No. of Households Assigned	No. of Households Visited	Sick persons Identified	Cumulative Sick persons identified	Sick persons referred for Investigation	Cumulative Sick person referred for Investigation	Sick persons Investigated	Cumulative Sick persons Investigated	Sick persons investigated and referred for testing	Cumulative Sick persons investigated and referred for testing	No. of Sick persons followed-up today	No. of supervision visits	No. of Supervisory Calls
Bomi	127	21	400	400	2	2	2	2	2	12	1	1	2	2	2
Bong	25	72	15564	807	14	14	14	14	14	14	0	0	2	0	0
Montserrado	250	0	0	58793	0	417	0	282	0	263	0	214	0	0	0
Margibi	15	15	15	131	0	4	0	4	0	16	0	10	7	8	7
Maryland	36	36	416	416	38	426	7	379	7	379	0	0	4	0	0
Grand Cape Mount	1	1	19	19	0	0	0	0	0	0	0	0	0	0	0
Sinoe	90	90	5232	2534	0	152	0	152	0	152	1	1	0	6	2
Grand Kru	75	50	1000	1000	2	7	2	7	2	7	1	7	2	5	3
Gbarpolu	52	50	520	330	0	25	0	28	0	27	0	25	0	0	0
Grand Bassa	18	18	218	218	12	122	12	122	12	122	0	0	0	0	0
Nimba	430	381	2460	1372	0	36	0	36	0	36	0	24	3	0	0
Lofa	82	82	469	469	0	43	0	43	0	43	0	43	0	39	103
National	1183	798	26095	66271	56	1112	11	933	25	935	3	325	18	60	117

Thank you for Listening