



Liberia COVID-19 Daily Sitrep 106 (29th June 2020)

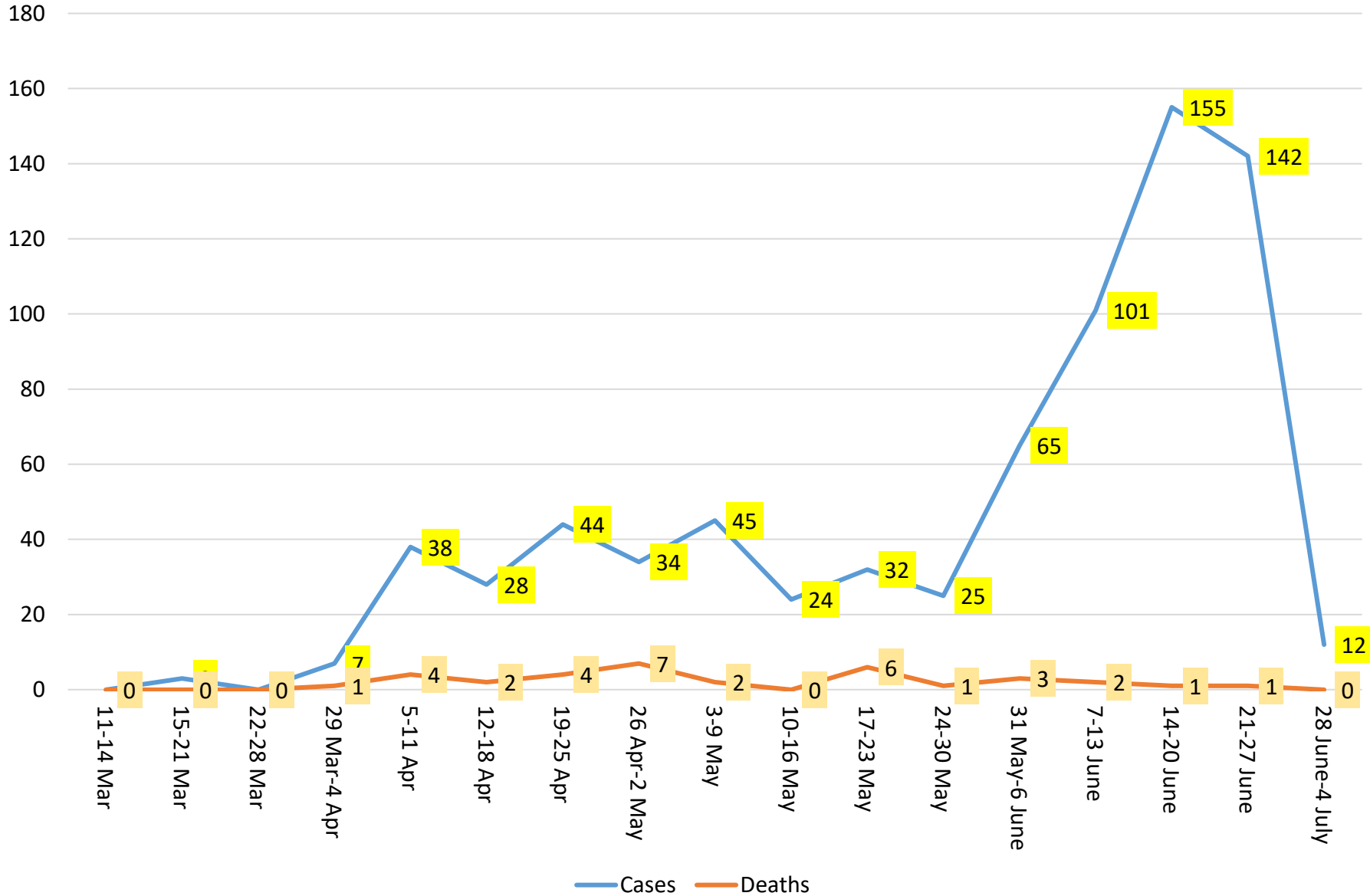
Summary of COVID-19 Cases by Reporting County, Liberia, 16 March – 29 June 2020

County	Confirmed Cases	Cases on Contact List	Confirmed Cumulative Cases
Bomi	1	0	4
Bong	0	0	26
Gbarpolu	0	0	10
Grand Bassa	0	0	10
Grand Cape	0	0	1
Grand Kru	0	0	1
Lofa	6	0	12
Margibi	0	0	45
Maryland	0	0	2
Montserrado	3	0	630
Nimba	0	0	33
River Gee	0	0	2
Sinoe	0	0	4
NATIONAL	10	0	780

Demographic Breakdown (Gender & Age) of Confirmed COVID-19 Cases (16 March – 29 June 2020)

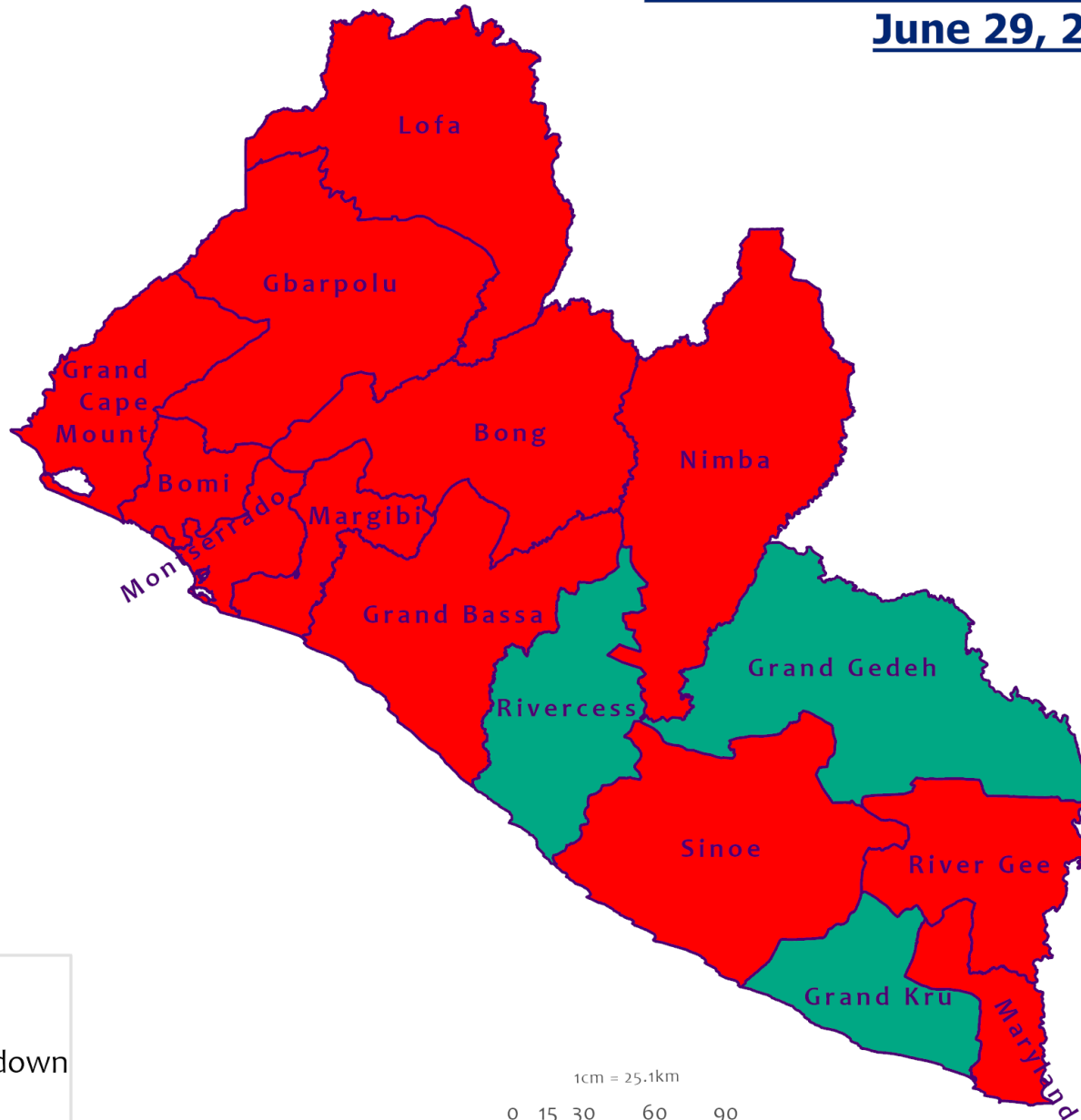
County	<15 years		15 - 34		35 - 54		55+		All ages		Total Confirmed
	M	F	M	F	M	F	M	F	M	F	
Bomi	0	1	0	0	1	1	0	1	1	3	4
Bong	1	0	1	2	8	6	6	2	16	10	26
Gbarpolu	1	2	0	2	3	1	1	0	5	5	10
Grand Bassa	1	0	2	6	0	1	0	0	3	7	10
Grand Cape Mount	0	0	0	0	0	0	1	0	1	0	1
Grand Kru	0	0	1	0	0	0	0	0	1	0	1
Lofa	0	0	2	0	5	1	3	1	10	2	12
Margibi	2	2	8	7	9	5	6	6	25	20	45
Maryland	0	0	1	0	0	0	0	1	1	1	2
Montserrado	32	31	161	81	166	66	62	31	421	209	630
Nimba	0	0	8	5	14	2	2	2	24	9	33
River Gee	0	0	0	0	1	1	0	0	1	1	2
Sinoe	0	0	1	0	3	0	0	0	4	0	4
National	37	36	185	103	210	84	81	44	513	267	780

COVID-19 Cases and Deaths by Epi-week (Mar. 16 - July 4)





Counties COVID-19 Status in Liberia June 29, 2020



County Status

- Preparedness
- 28-Day Countdown
- Response



Data Source: NPHIL/MoH

Demographic Breakdown (Gender & Age) of Confirmed COVID-19 Deaths (16 March – 29 June 2020)

County	<15 years		15 - 34		35 - 54		55+		All ages		Total Confirmed
	M	F	M	F	M	F	M	F	M	F	
Bong	0	0	1	0	0	0	3	0	4	0	4
Gbarpolu	0	0	0	0	1	0	1	0	2	0	2
Grand Bassa	0	0	0	0	0	0	0	0	0	0	0
Grand Kru	0	0	0	0	0	0	0	0	0	0	0
Lofa	0	0	0	0	0	0	2	0	2	0	2
Margibi	0	0	0	0	0	0	0	1	0	1	1
Maryland	0	0	0	0	0	0	0	1	0	1	1
Montserrado	0	0	0	0	8	4	7	2	15	6	21
Nimba	0	0	0	0	2	1	1	0	3	1	4
River Gee	0	0	0	0	0	0	0	0	0	0	0
Sinoe	0	0	1	0	0	0	0	0	1	0	1
National	0	0	2	0	11	5	14	4	27	9	36

Summary of COVID-19 Deaths by Reporting County, Liberia, 16 March – 29 June 2020

County	DAILY REPORT								Cumulative Deaths
	New Suspected Deaths	Laboratory Confirmed Deaths						Confirmed Deaths on Contact List	
		COVID-19 Treatment Unit	Total in COVID-19 Treatment Unit	Health Facility	Total in Health Facility	Community	Total in Community		
Bong	0	0	0	0	3	0	1	0	4
Gbarpolu	0	0	0	0	2	0	0	0	2
Grand Bassa	0	0	0	0	0	0	0	0	0
Grand Kru	0	0	0	0	0	0	0	0	0
Lofa	0	0	0	0	2	0	1	0	3
Maryland	0	0	1	0	0	0	0	0	1
Margibi	0	0	0	0	1	0	0	0	1
Montserrado	0	0	5	0	5	0	11	0	21
Nimba	0	0	0	0	3	0	1	0	4
River Gee	0	0	0	0	0	0	0	0	0
Sinoe	0	0	0	0	1	0	0	0	0
National	0	0	6	0	16	0	14	0	36

The Liberia Case Fatality rate (CFR) officially considered is for deaths that occurred among patients in care at the COVID-19 treatment units across the country. As of 1 June 2020, a total of 4 deaths have been recorded CFR=1.17%. The country is however keeping active surveillance on community deaths and deaths in non COVID-19 treatment health units.

Daily and Cumulative Healthcare Worker (HCW) COVID-19 Cases and Deaths by County, Liberia, 16 March – 29 June 2020

County	DAILY REPORT						CUMULATIVE CASES (ALIVE & DEAD)	
	New Suspected & High Risk Cases (Alive)			New Suspect Death	Laboratory Confirmed Cases	Confirmed Cases on Contact List	Confirmed	Deaths
	Suspect	High Risk	Total					
Bong	0	0	0	0	0	0	17	3
Gbarpolu	0	0	0	0	0	0	1	1
Grand Bassa	0	0	0	0	0	0	4	0
Grand Kru	0	0	0	0	0	0	0	0
Lofa	0	0	0	0	0	0	3	0
Margibi	0	0	0	0	0	0	9	1
Maryland	0	0	0	0	0	0	0	0
Montserrado	0	0	0	0	0	0	36	1
Nimba	0	0	0	0	0	0	2	0
River Gee	0	0	0	0	0	0	0	0
Sinoe	0	0	0	0	0	0	0	0
NATIONAL	0	0	0	0	0	0	72	6

Cadre Cases and Deaths by Health Care Workers (16 March – 28 June 2020)

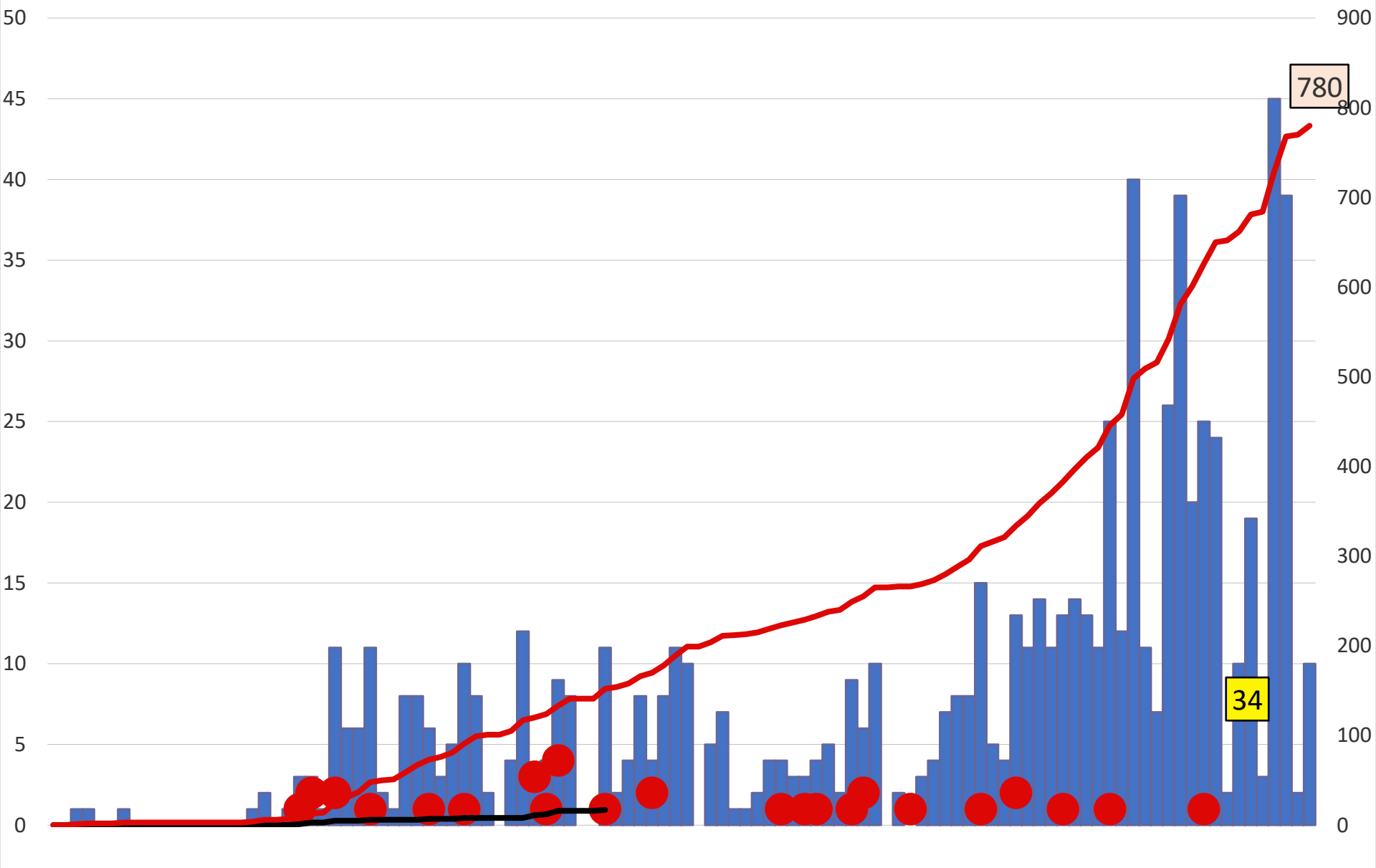
Health Care Worker Cadre	Montserratado		Margibi		Nimba		River Gee		Sinoe		Grand Kru		Gbarpolu		Bong		Lofa		Grand Bassa		National (Total)	
	Cases	Deaths	Cases	Deaths	Cases	Deaths	Cases	Deaths	Cases	Deaths	Cases	Deaths	Cases	Deaths	Cases	Deaths	Cases	Deaths	Cases	Deaths	Cases	Deaths
Doctors	5	0	0	0	1	0	0	0	0	0	0	0	0	0	1	0	0	0	0	0	7	0
Pharmacists	1	0	0	0	0	0	0	0	0	0	0	0	0	0	0	0	0	0	0	0	1	0
Nurses	15	1	3	0	0	0	0	0	0	0	0	0	1	1	12	1	0	0	3	0	34	3
Radiologist	1	0	0	0	0	0	0	0	0	0	0	0	0	0	0	0	0	0	0	0	1	0
Physician Assistants	0	0	0	0	0	0	0	0	0	0	0	0	0	0	0	0	0	0	0	0	0	0
Lab Technician	4	0	1	0	1	0	0	0	0	0	0	0	0	0	0	0	1	0	0	0	7	0
Environmental Health Technicians	6	0	0	0	0	0	0	0	0	0	0	0	0	0	0	0	0	0	0	0	6	0
Microbiologist	1	0	0	0	0	0	0	0	0	0	0	0	0	0	0	0	0	0	0	0	1	0
Epidemiologist	2	0	0	0	0	0	0	0	0	0	0	0	0	0	0	0	0	0	0	0	2	0
Dieticians	0	0	5	1	0	0	0	0	0	0	0	0	0	0	0	0	0	0	0	0	5	1
Dispenser	0	0	0	0	0	0	0	0	0	0	0	0	0	0	2	1	0	0	0	0	2	1
Licensed Practical Nurse (LPN)	0	0	0	0	0	0	0	0	0	0	0	0	0	0	1	1	0	0	0	0	1	1
Psychosocial Worker	1	0	0	0	0	0	0	0	0	0	0	0	0	0	0	0	0	0	0	0	1	0
Hygienist	0	0	0	0	0	0	0	0	0	0	0	0	0	0	1	0	0	0	0	0	1	0
Logistician	0	0	0	0	0	0	0	0	0	0	0	0	0	0	0	0	0	0	1	0	1	0
Ambulance Driver	0	0	0	0	0	0	0	0	0	0	0	0	0	0	0	0	2	0	0	0	2	0
Total:	36	1	9	1	2	0	0	0	0	0	0	0	1	1	17	3	3	0	4	0	72	6

Suspected and High Risk Cases and Deaths (16 March – 29 June 2020)

County	New Suspected	Cumulative Suspected	New High Risk	Cumulative High Risk	New Suspected Deaths	Cumulative Suspected Deaths
Montserrado	65	4818			2	78
Margibi	0	3	0	24	0	1
Maryland	0	17	0	13	0	4
Bong	0	15	0	137	0	3
River Gee	0	24	0	0	0	0
Lofa	0	45	0	37	0	36
Grand Cape Mount	0	21	0	0	0	0
Bomi	0	2	0	21	0	0
Sinoe	1	46	0	54	0	7
Grand Kru	0	14	0	21	0	1
Gbarpolu	0	26	0	13	0	0
Grand Bassa	0	43	0	32	0	0
Nimba	17	140	0	145	0	12
National	83	5214	0	497	2	142

There are no high risk identified yet for the new confirmed case for River Gee. However, the risk profiling will be done today to distinguish the high risk from the low risk

EPI-Curve of Confirmed Cases and Deaths



COVID-19 Cases in Liberia - June 29, 2020

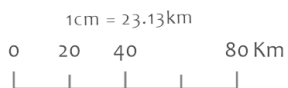
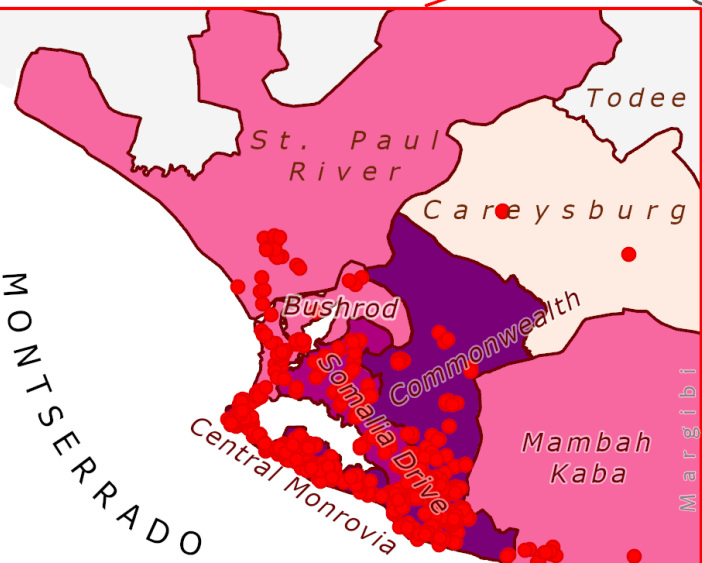
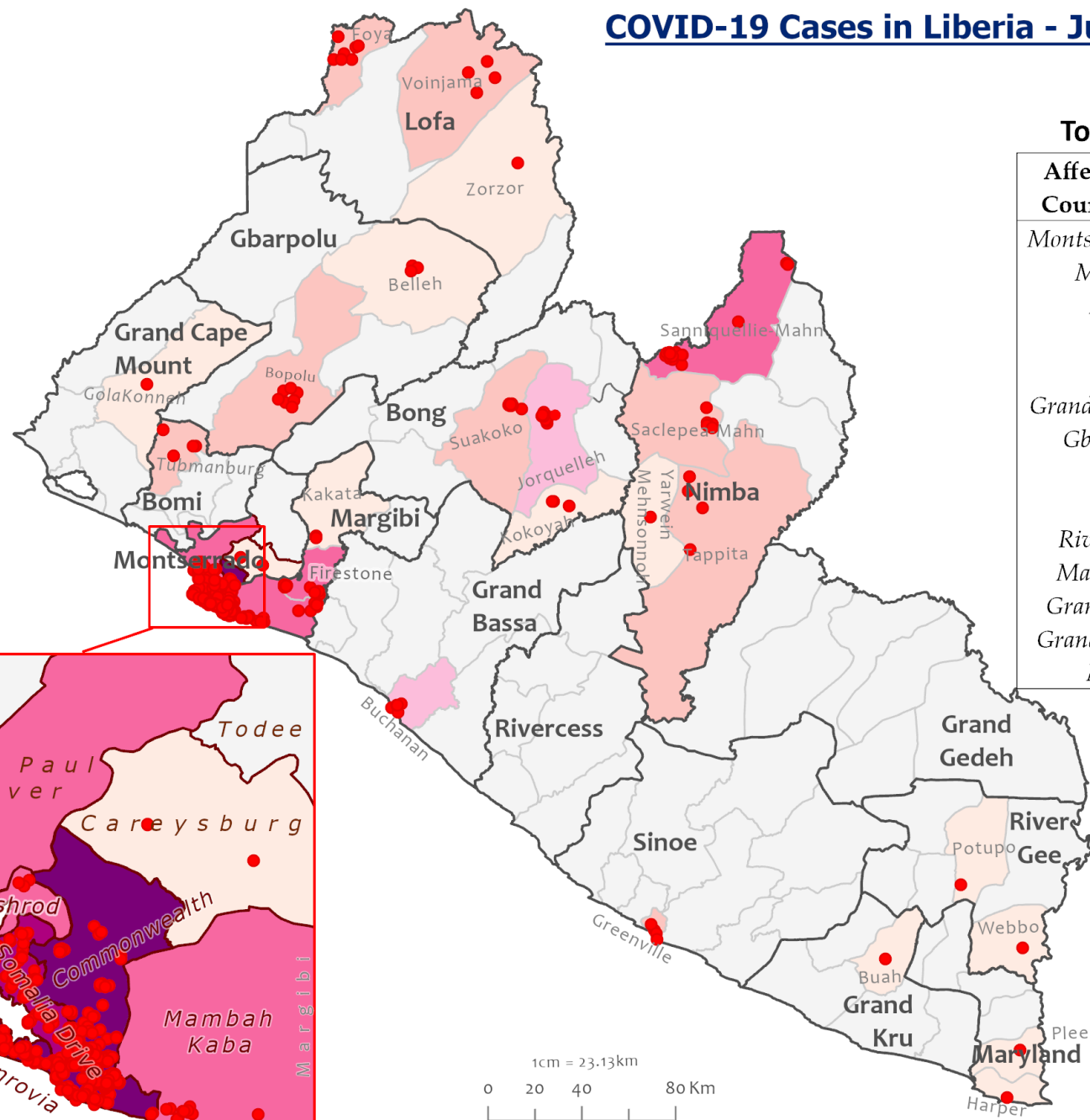
Total Cases: **780**

Affected Counties	Cumulative Cases
Montserrado	630
Margibi	45
Nimba	33
Bong	26
Lofa	12
Grand Bassa	10
Gbarpolu	10
Bomi	4
Sinoe	4
River Gee	2
Maryland	2
Grand Kru	1
Grand Cape Mount	1



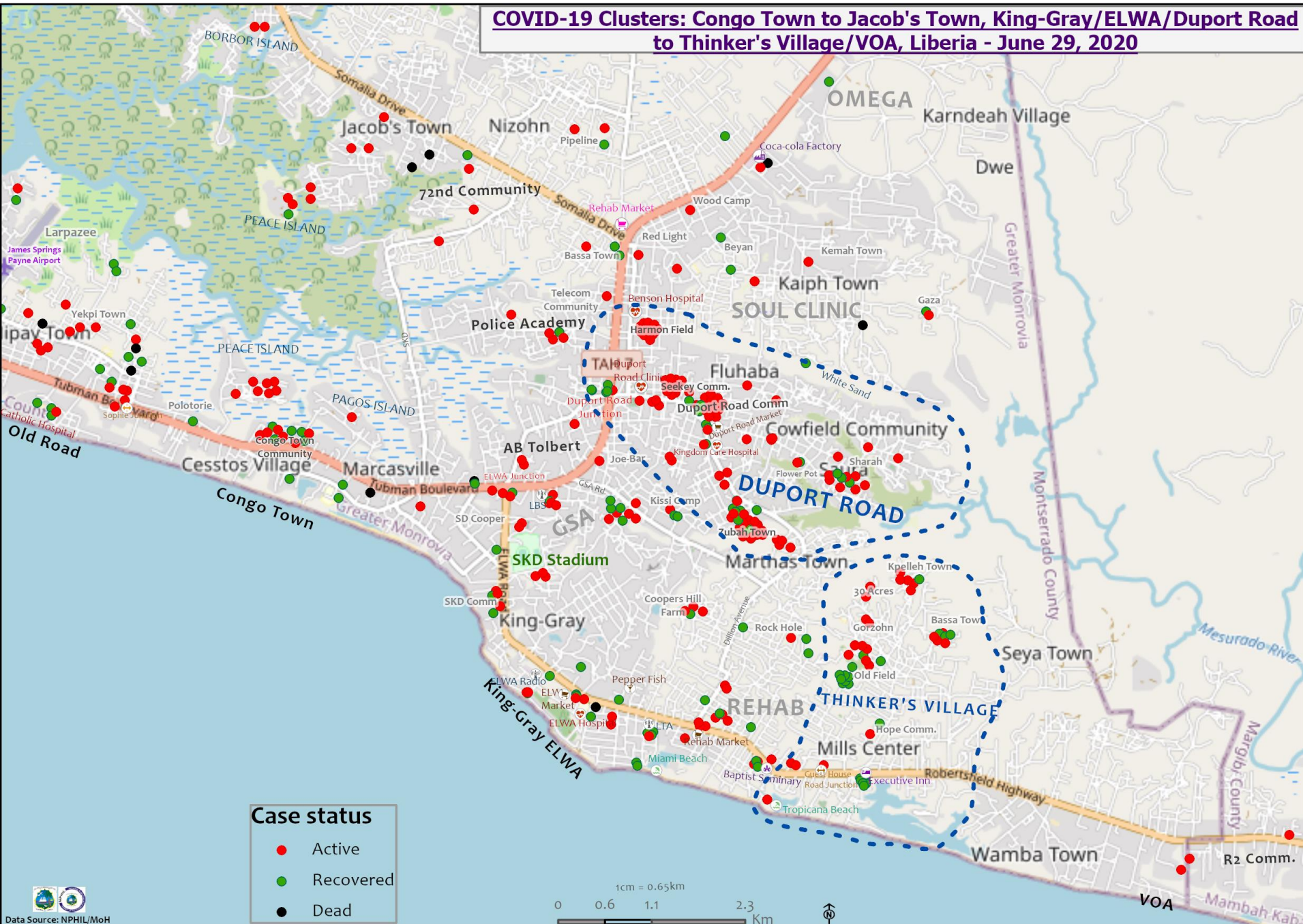
Legend

- Confirmed cases
- Red dot
- Cases / District
- 0
 - 1-3
 - 4-10
 - 11-20
 - 21-50
 - 51-69
 - 70-269



Data Source: NPHIL/MoH

COVID-19 Clusters: Congo Town to Jacob's Town, King-Gray/ELWA/Duport Road to Thinker's Village/VOA, Liberia - June 29, 2020



Precautionary Observation Centers (POC): Admission and Discharges

County	Precautionary Observation Centers				Cumulative Move to Treatment
	New admissions	Currently in POC	Daily Discharges	Cumulative Discharges (not including transferred)	
Bomi	0	0	0	0	0
Bong	0	0	0	0	0
Gbarpolu	0	0	0	0	0
Grand Bassa	2	5	0	30	0
Margibi	0	30	0	48	0
Montserrado	0	63	0	56	0
Nimba	1	2	0	31	0
Sinoe	2	17	0	128	0
Lofa	0	9	0	194	0
NATIONAL	5	126	0	487	0

14 Military Hospital & Union Treatment Center Daily Report – June 29, 2020

Treatment Facility Name	New admissions	Daily Discharges	Cumulative Recoveries	Daily Deaths	Cumulative Deaths	*Currently in treatment	Available Bed Occupancy %
14 Military Hospital Treatment Unit	1	12	291	0	5	95	86.3%
Union Treatment Center	2	0	0	0	0	24	45.2%
TOTAL	3	12	291	0	5	119	73%

Demographic Breakdown of Cases												
Treatment Facility Name	Total Census	Total Adult	Total Children	Total Female	Total Male	Total Confirm	Others	Pregnant	Children			
									<1	1-5	6-10	11-17
14 Military Hospital Treatment Unit	95	85	10	35	60	95	0	2	2	2	1	5
Union Treatment Center	24	22	2	3	21	23	1	0	0	0	1	1
TOTAL	119	125	12	43	85	127	1	2	2	2	2	6

*118 Confirmed cases + 1 Special case = 119 Total patients

Recoveries from Treatment Units (16 March – 29 June 2020)

COVID-19 Treatment Units				
Treatment Unit	New admissions	Cumulative admissions	Recoveries	Cumulative Recoveries
14 Military Hospital & Union Treatment Center, Montserrado	3	407	12	293
Chief Jallahlone Hospital, Gbarpolu	0	3	0	1
Jackson F. Doe Hospital, Nimba	0	2	0	1
E&J Medical Center, Nimba	0	9	0	0
Ganta Methodist Hospital, Nimba	0	1	0	1
AML Yekepa, Nimba	2	2	0	0
Pleebo Health Center, Maryland	0	1	0	1
Rally Time Hospital, Grand Kru	0	0	0	1
Fish Town Hospital, River Gee	0	2	0	1
St. Timothy Hospital, Grand Cape Mount	0	1	0	0
Liberia Government Hospital, Bomi	0	2	0	0
Tellewoyan Hospital, Lofa	0	5	0	2
Phebe Hospital, Bong	2	16	0	0
Liberia Government Hospital, Grand Bassa	0	4	1	1
Arcelor Mittal, Grand Bassa	0	5	0	5
Duside Hospital, Margibi	0	27	0	16
F. J. Grant Hospital, Sinoe	0	3	0	1
Total	7	490	13	324

Admissions, Currently in Treatment, and Discharges

COVID-19 Treatment Units									
Treatment Unit	New admissions	Cumulative admissions	Discharges	Cumulative Discharges	Currently in Treatment Unit	Total Males	Total Females	0-35 yrs	36+ yrs
Chief Jallahlone Hospital, Gbarpolu	0	3	0	1	0	0	0	0	0
Jackson F. Doe Hospital, Nimba	0	2	0	1	0	0	0	0	0
E&J Medical Center, Nimba	0	9	0	0	9	6	3	1	8
AML Yekepa, Nimba	2	2	0	0	2	1	1	1	1
Ganta Methodist Hospital, Nimba	0	1	0	1	0	0	0	0	0
Fish Town Hospital, River Gee	0	2	0	1	1	0	1	0	1
St. Timothy Hospital, Grand Cape Mount	0	1	0	0	1	1	0	0	1
Tellewoyan Hospital, Lofa	0	5	0	2	3	3	0	0	3
Phebe Hospital, Bong	2	16	0	0	16	9	7	4	12
Liberia Government Hospital, Bomi	0	2	0	0	2	0	2	1	1
Arcelor Mittal, Grand Bassa	0	5	0	5	0	0	0	0	0
Liberia Government Hospital, Grand Bassa	0	4	0	1	2	2	0	1	1
Duside Hospital, Margibi	0	27	0	16	11	7	4	3	8
F. J. Grant Hospital, Sinoe	0	3	0	1	2	2	0	0	2
Total	4	82	0	29	49	31	18	11	38

Laboratory Samples Evaluated – June 29, 2020

Laboratory	Total	New Positive	Repeat Positive	Initial Negative	Repeat Test Negative	Pending Lab Result
NPHRL	61	10	6	18	17	10
Total	61	10	6	18	17	10

Summary of COVID-19 Contact Tracing in Response Counties

County	New Contacts Line listed	Cumulative Contacts	No. of Health Care Workers as Contacts	Cumulative no. of Health Care Workers as contacts	Contacts became a case	Cumulative contacts that became a case	Contacts Completed 14 Days	Cumulative Contacts Completing 14 Days	Contacts Under Follow-up	Contacts lost to Follow-up
Montserratado	59	3426	0	326	0	151	55	2750	613	3
Margibi	0	304	0	91	0	22	0	178	104	0
Grand Bassa	0	133	0	64	0	9	5	115	9	0
Sinoe	0	143	0	27	0	0	0	128	15	0
Gbarpolu	0	87	0	13	0	6	0	47	34	0
Lofa	5	341	0	53	0	3	0	261	80	0
Nimba	0	500	0	41	0	13	26	418	82	2
Bong	20	199	0	50	0	18	0	0	172	2
Grand CapeMount	0	21	0	0	0	0	0	0	21	0
RiverGee	17	17	0	0	0	0	0	0	17	0
Bomi	0	39	0	5	0	0	0	0	34	0
National	101	5210	11	670	0	222	86	3897	1181	7

Active Case Finding (16 March – 29 June 2020)

County	Visitation				Identification, Investigation & Testing								Supervision		
	No. of communities Assigned	No. of communities Visited	No. of Households Assigned	No. of Households Visited	Sick persons Identified	Cumulative Sick persons identified	Sick persons referred for Investigation	Cumulative Sick person referred for Investigation	Sick persons Investigated	Cumulative Sick persons Investigated	Sick persons investigated and referred for testing	Cumulative Sick persons investigated and referred for testing	No. of Sick persons followed-up today	No. of supervision visits	No. of Supervisory Calls
Bomi	127	22	468	468	0	0	0	0	0	0	0	0	0	4	0
Bong	25	72	15564	807	14	14	14	14	14	14	0	0	2	0	0
Montserrado	250	0	0	60453	0	417	0	282	0	263	0	214	0	0	0
Margibi	15	15	15	135	0	4	0	4	0	16	0	10	7	8	7
Maryland	0	0	0	0	0	0	0	0	0	0	0	0	0	0	0
Grand Cape Mount	1	1	19	19	0	0	0	0	0	0	0	0	0	0	0
Sinoe	90	90	5232	2534	0	619	169	169	0	169	0	1	0	5	5
River Gee	100	80	50	20	22	24	22	24	22	24	22	24	22	6	0
Gbarpolu	52	50	520	330	0	25	0	28	0	27	0	25	0	0	0
Grand Bassa	18	18	265	217	11	139	11	139	6	139	0	0	0	0	0
Nimba	430	381	2460	2333	3	39	3	39	3	39	3	27	6	0	0
Lofa	102	102	402	402	0	45	0	45	0	45	0	45	0	19	71
National	1192	813	24730	67501	39	1173	205	591	39	583	25	346	35	42	83

No report from Maryland due to poor internet connectivity up to the finalization and submission of the presentation

Thank you for Listening