



Liberia COVID-19 Daily Sitrep 107 (30th June 2020)

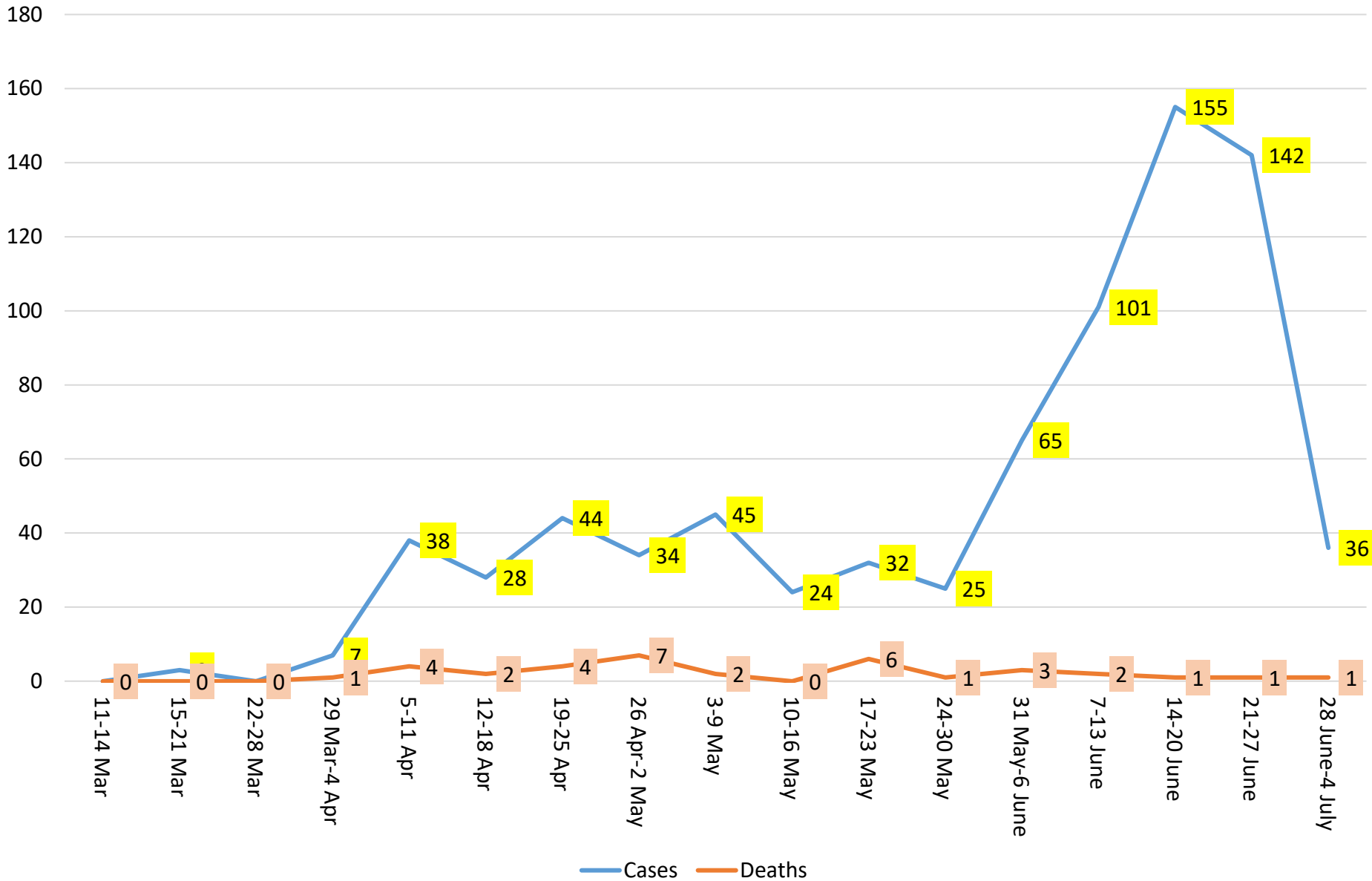
Summary of COVID-19 Cases by Reporting County, Liberia, 16 March – 30 June 2020

County	Confirmed Cases	Cases on Contact List	Confirmed Cumulative Cases
Bomi	0	0	4
Bong	0	0	26
Gbarpolu	0	0	10
Grand Bassa	0	0	10
Grand Cape	0	0	1
Grand Kru	0	0	1
Lofa	0	0	12
Margibi	0	0	45
Maryland	0	0	2
Montserrado	19	0	649
Nimba	0	0	33
River Gee	5	0	7
Sinoe	0	0	4
NATIONAL	24	0	804

Demographic Breakdown (Gender & Age) of Confirmed COVID-19 Cases (16 March – 30 June 2020)

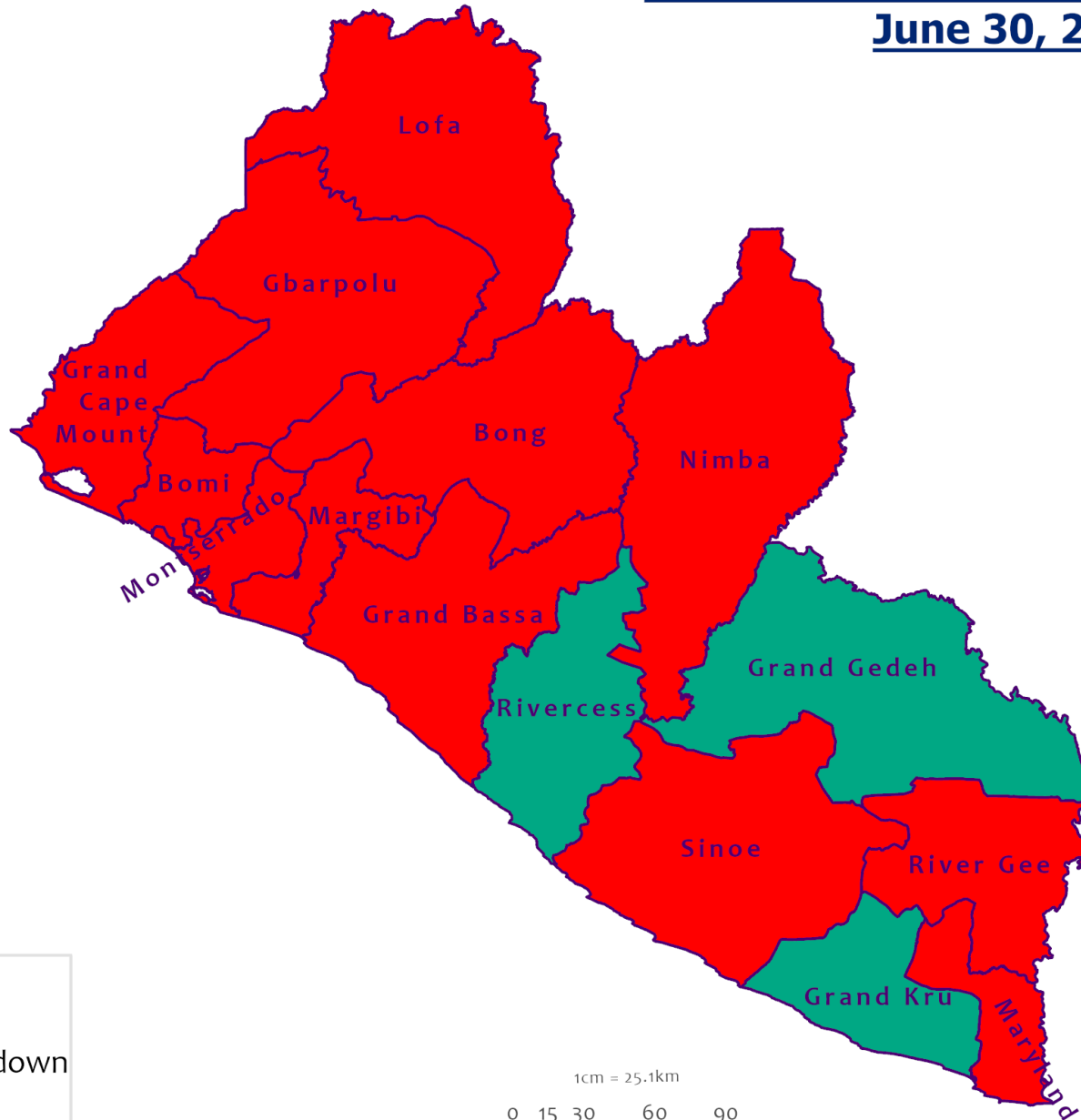
County	<15 years		15 - 34		35 - 54		55+		All ages		Total Confirmed
	M	F	M	F	M	F	M	F	M	F	
Bomi	0	1	0	0	1	1	0	1	1	3	4
Bong	1	0	1	2	8	6	6	2	16	10	26
Gbarpolu	1	2	0	2	3	1	1	0	5	5	10
Grand Bassa	1	0	2	6	0	1	0	0	3	7	10
Grand Cape Mount	0	0	0	0	0	0	1	0	1	0	1
Grand Kru	0	0	1	0	0	0	0	0	1	0	1
Lofa	0	0	2	0	5	1	3	1	10	2	12
Margibi	2	2	8	7	9	5	6	6	25	20	45
Maryland	0	0	1	0	0	0	0	1	1	1	2
Montserrado	32	32	163	84	176	68	63	31	434	215	649
Nimba	0	0	8	5	14	2	2	2	24	9	33
River Gee	0	0	2	0	3	1	1	0	6	1	7
Sinoe	0	0	1	0	3	0	0	0	4	0	4
National	37	37	189	106	222	86	83	44	531	273	804

COVID-19 Cases and Deaths by Epi-week (Mar. 16 - July 4)






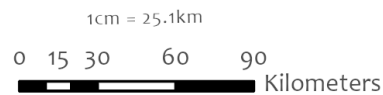


Counties COVID-19 Status in Liberia June 30, 2020



County Status

-  Preparedness
-  28-Day Countdown
-  Response



Data Source: NPHIL/MoH

Demographic Breakdown (Gender & Age) of Confirmed COVID-19 Deaths (16 March – 30 June 2020)

County	<15 years		15 - 34		35 - 54		55+		All ages		Total Confirmed
	M	F	M	F	M	F	M	F	M	F	
Bong	0	0	1	0	0	0	3	0	4	0	4
Gbarpolu	0	0	0	0	1	0	1	0	2	0	2
Grand Bassa	0	0	0	0	0	0	0	0	0	0	0
Grand Kru	0	0	0	0	0	0	0	0	0	0	0
Lofa	0	0	0	0	0	0	2	1	2	1	3
Margibi	0	0	0	0	0	0	0	1	0	1	1
Maryland	0	0	0	0	0	0	0	1	0	1	1
Montserrado	0	0	0	0	8	4	7	2	15	6	21
Nimba	0	0	0	0	2	1	1	0	3	1	4
River Gee	0	0	0	0	0	0	0	0	0	0	0
Sinoe	0	0	1	0	0	0	0	0	1	0	1
National	0	0	2	0	11	5	14	5	27	10	37

Summary of COVID-19 Deaths by Reporting County, Liberia, 16 March – 30 June 2020

County	DAILY REPORT								Cumulative Deaths
	New Suspected Deaths	Laboratory Confirmed Deaths						Confirmed Deaths on Contact List	
		COVID-19 Treatment Unit	Total in COVID-19 Treatment Unit	Health Facility	Total in Health Facility	Community	Total in Community		
Bong	0	0	0	0	3	0	1	0	4
Gbarpolu	0	0	0	0	2	0	0	0	2
Grand Bassa	0	0	0	0	0	0	0	0	0
Grand Kru	0	0	0	0	0	0	0	0	0
Lofa	0	0	0	1	2	0	1	0	3
Maryland	0	0	1	0	0	0	0	0	1
Margibi	0	0	0	0	1	0	0	0	1
Montserrado	0	0	5	0	5	0	11	0	21
Nimba	0	0	0	0	3	0	1	0	4
River Gee	0	0	0	0	0	0	0	0	0
Sinoe	0	0	0	0	1	0	0	0	1
National	0	0	6	1	17	0	14	0	37

The Liberia Case Fatality rate (CFR) officially considered is for deaths that occurred among patients in care at the COVID-19 treatment units across the country. As of 1 June 2020, a total of 4 deaths have been recorded CFR=1.21%. The country is however keeping active surveillance on community deaths and deaths in non COVID-19 treatment health units.

Daily and Cumulative Healthcare Worker (HCW) COVID-19 Cases and Deaths by County, Liberia, 16 March – 30 June 2020

County	DAILY REPORT						CUMULATIVE CASES (ALIVE & DEAD)	
	New Suspected & High Risk Cases (Alive)			New Suspect Death	Laboratory Confirmed Cases	Confirmed Cases on Contact List	Confirmed	Deaths
	Suspect	High Risk	Total					
Bong	0	0	0	0	0	0	17	3
Gbarpolu	0	0	0	0	0	0	1	1
Grand Bassa	0	0	0	0	0	0	4	0
Grand Kru	0	0	0	0	0	0	0	0
Lofa	0	0	0	0	0	0	3	0
Margibi	0	0	0	0	0	0	9	1
Maryland	0	0	0	0	0	0	0	0
Montserrado	0	0	0	0	0	0	36	1
Nimba	0	0	0	0	0	0	2	0
River Gee	0	0	0	0	0	0	0	0
Sinoe	0	0	0	0	0	0	0	0
NATIONAL	0	0	0	0	0	0	72	6

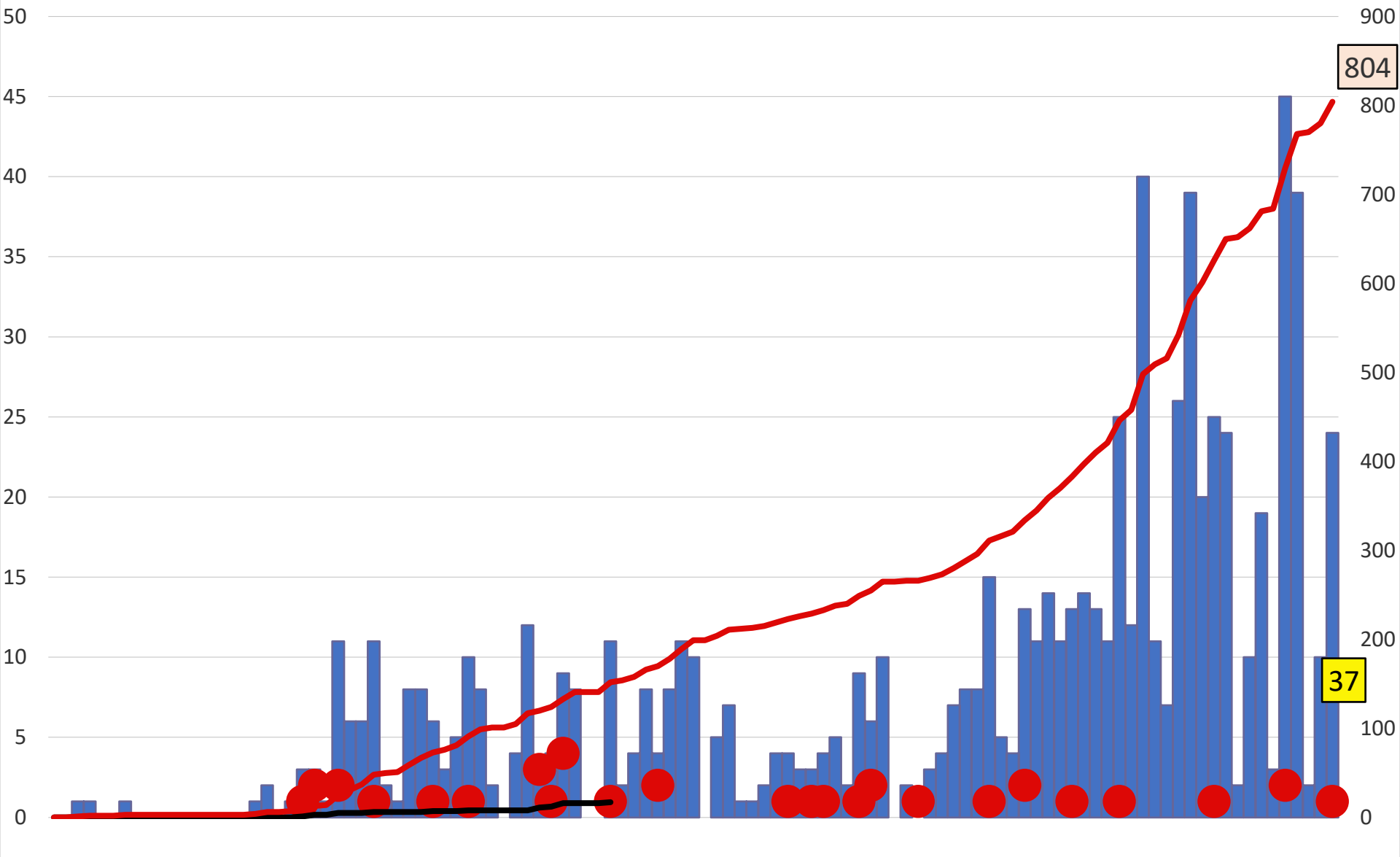
Cadre Cases and Deaths by Health Care Workers (16 March – 30 June 2020)

Health Care Worker Cadre	Montserratado		Margibi		Nimba		River Gee		Sinoe		Grand Kru		Gbarpolu		Bong		Lofa		Grand Bassa		National (Total)	
	Cases	Deaths	Cases	Deaths	Cases	Deaths	Cases	Deaths	Cases	Deaths	Cases	Deaths	Cases	Deaths	Cases	Deaths	Cases	Deaths	Cases	Deaths	Cases	Deaths
Doctors	5	0	0	0	1	0	0	0	0	0	0	0	0	0	1	0	0	0	0	0	7	0
Pharmacists	1	0	0	0	0	0	0	0	0	0	0	0	0	0	0	0	0	0	0	0	1	0
Nurses	15	1	3	0	0	0	0	0	0	0	0	0	1	1	12	1	0	0	3	0	34	3
Radiologist	1	0	0	0	0	0	0	0	0	0	0	0	0	0	0	0	0	0	0	0	1	0
Physician Assistants	0	0	0	0	0	0	0	0	0	0	0	0	0	0	0	0	0	0	0	0	0	0
Lab Technician	4	0	1	0	1	0	0	0	0	0	0	0	0	0	0	0	1	0	0	0	7	0
Environmental Health Technicians	6	0	0	0	0	0	0	0	0	0	0	0	0	0	0	0	0	0	0	0	6	0
Microbiologist	1	0	0	0	0	0	0	0	0	0	0	0	0	0	0	0	0	0	0	0	1	0
Epidemiologist	2	0	0	0	0	0	0	0	0	0	0	0	0	0	0	0	0	0	0	0	2	0
Dieticians	0	0	5	1	0	0	0	0	0	0	0	0	0	0	0	0	0	0	0	0	5	1
Dispenser	0	0	0	0	0	0	0	0	0	0	0	0	0	0	2	1	0	0	0	0	2	1
Licensed Practical Nurse (LPN)	0	0	0	0	0	0	0	0	0	0	0	0	0	0	1	1	0	0	0	0	1	1
Psychosocial Worker	1	0	0	0	0	0	0	0	0	0	0	0	0	0	0	0	0	0	0	0	1	0
Hygienist	0	0	0	0	0	0	0	0	0	0	0	0	0	1	0	0	0	0	0	0	1	0
Logistician	0	0	0	0	0	0	0	0	0	0	0	0	0	0	0	0	0	0	1	0	1	0
Ambulance Driver	0	0	0	0	0	0	0	0	0	0	0	0	0	0	0	0	2	0	0	0	2	0
Total:	36	1	9	1	2	0	0	0	0	0	0	0	1	1	17	3	3	0	4	0	72	6

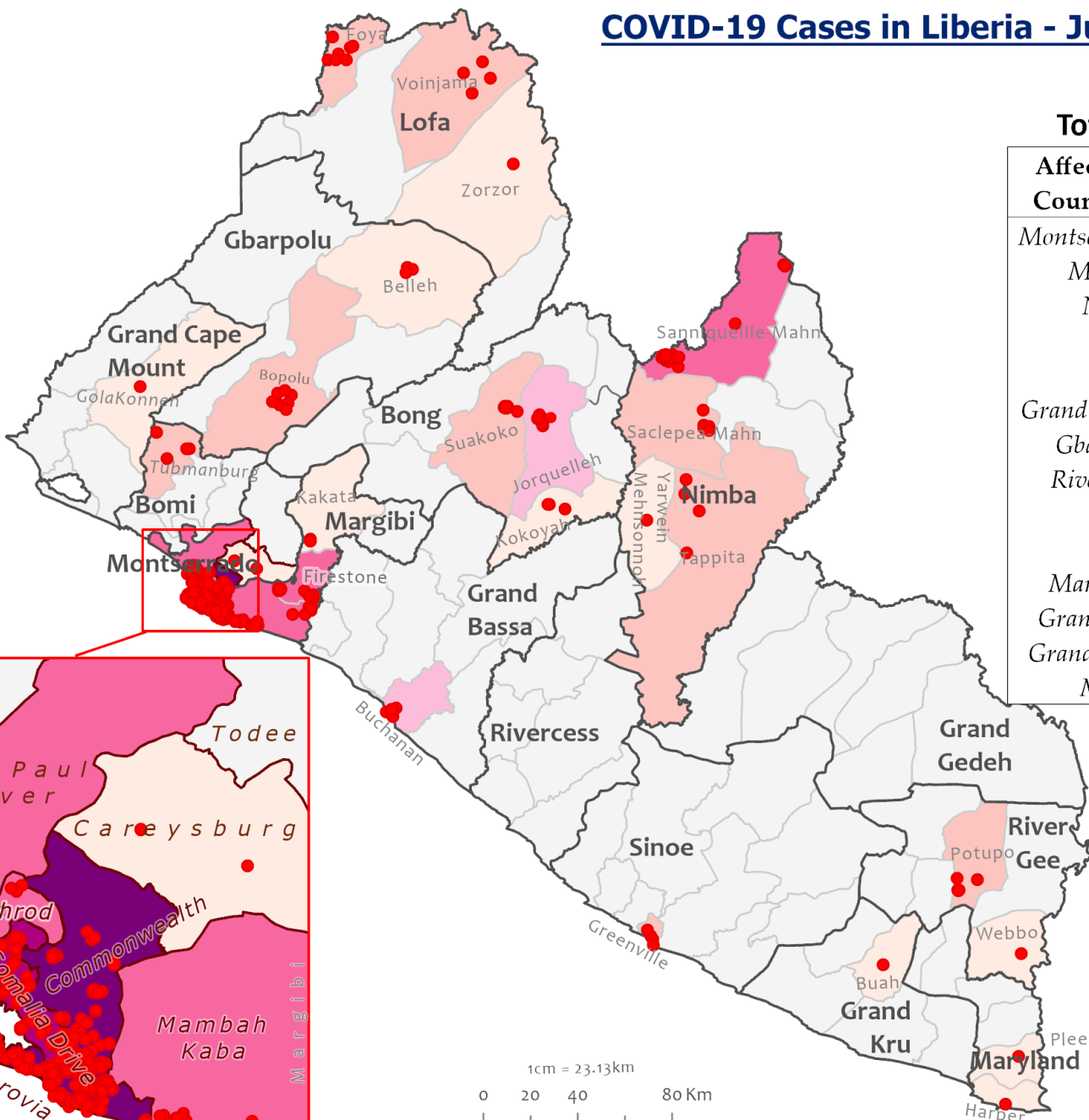

Suspected and High Risk Cases and Deaths (16 March – 30 June 2020)

County	New Suspected	Cumulative Suspected	New High Risk	Cumulative High Risk	New Suspected Deaths	Cumulative Suspected Deaths
Montserrado	39	4856	0	0	0	78
Margibi	1	4	3	27	0	1
Maryland	0	0	0	0	0	0
Bong	0	15	20	157	0	3
River Gee	0	24	6	11	0	0
Lofa	1	46	1	38	1	37
Grand Cape Mount	0	21	0	0	0	0
Bomi	0	2	5	26	0	0
Sinoe	0	46	0	54	0	7
Grand Kru	0	14	0	21	0	1
Gbarpolu	0	28	0	13	0	0
Grand Bassa	0	43	0	32	0	0
Nimba	8	148	0	145	1	13
National	49	5247	35	524	2	140

EPI-Curve of Confirmed Cases and Deaths

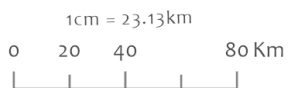
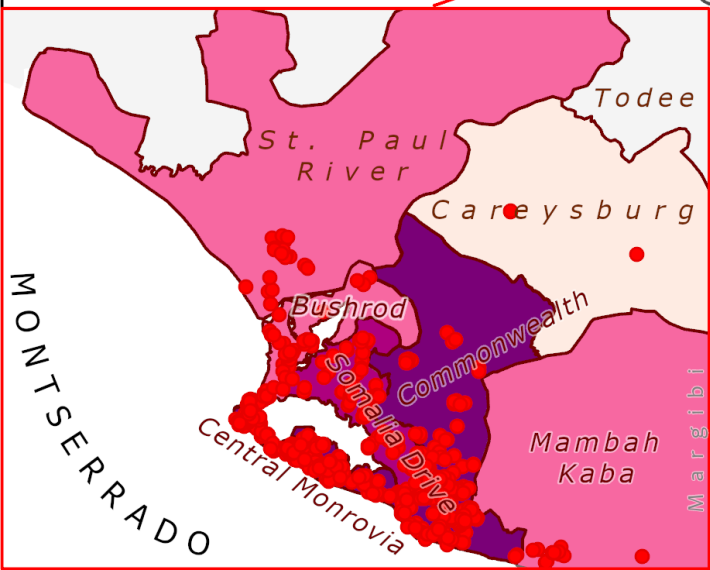


COVID-19 Cases in Liberia - June 30, 2020



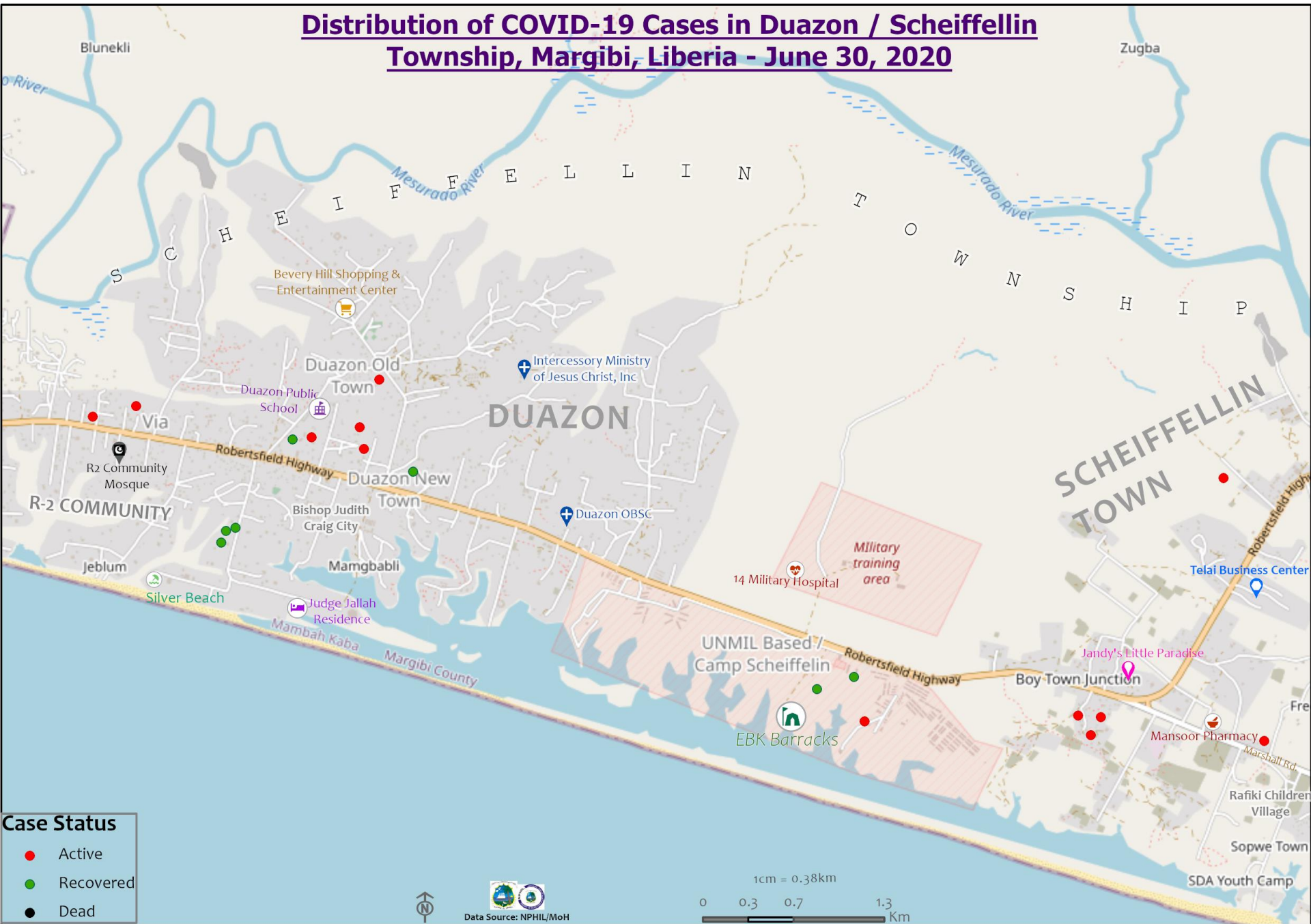
Total Cases: 804

Affected Counties	Cumulative Cases
Montserrado	649
Margibi	45
Nimba	33
Bong	26
Lofa	12
Grand Bassa	10
Gbarpolu	10
River Gee	7
Bomi	4
Sinoe	4
Maryland	2
Grand Kru	1
Grand Cape Mount	1



Data Source: NPHIL/MoH

Distribution of COVID-19 Cases in Duazon / Scheiffellin Township, Margibi, Liberia - June 30, 2020



Precautionary Observation Centers (POC): Admission and Discharges

County	Precautionary Observation Centers				Cumulative Move to Treatment
	New admissions	Currently in POC	Daily Discharges	Cumulative Discharges (not including transferred)	
Bomi	0	0	0	0	0
Bong	0	0	0	0	0
Gbarpolu	0	0	0	0	0
Grand Bassa	1	6	0	30	0
Margibi	0	30	0	48	0
Montserrado	0	63	0	56	0
Nimba	0	2	0	31	0
River Gee	9	9	0	0	0
Sinoe	18	35	0	128	2
Lofa	0	9	0	194	0
NATIONAL	28	154	0	487	2

14 Military Hospital & Union Treatment Center Daily Report – June 30, 2020

Treatment Facility Name	New admissions	Daily Discharges	Cumulative Recoveries	Daily Deaths	Cumulative Deaths	*Currently in treatment	Available Bed Occupancy %
14 Military Hospital Treatment Unit	2	11	302	0	5	86	78.1%
Union Treatment Center	2	0	0	0	0	26	49%
TOTAL	4	11	302	0	5	112	68.7%

Demographic Breakdown of Cases

Treatment Facility Name	Total Census	Total Adult	Total Children	Total Female	Total Male	Total Confirm	Others	Pregnant	Children			
									<1	1-5	6-10	11-17
14 Military Hospital Treatment Unit	86	79	7	29	57	86	0	2	0	2	0	5
Union Treatment Center	26	24	2	4	22	25	1	0	0	0	1	1
TOTAL	112	103	9	33	79	111	1	2	0	2	1	6

*111 Confirmed cases + 1 Special case = 112 Total patients

Recoveries from Treatment Units (16 March – 30 June 2020)

COVID-19 Treatment Units				
Treatment Unit	New admissions	Cumulative admissions	Recoveries	Cumulative Recoveries
14 Military Hospital & Union Treatment Center, Montserrado	4	411	11	304
Chief Jallahlone Hospital, Gbarpolu	0	3	0	1
Jackson F. Doe Hospital, Nimba	0	2	0	1
E&J Medical Center, Nimba	1	10	0	0
Ganta Methodist Hospital, Nimba	0	1	0	1
AML Yekepa, Nimba	0	2	0	0
Pleebo Health Center, Maryland	0	1	0	1
Rally Time Hospital, Grand Kru	0	0	0	1
Fish Town Hospital, River Gee	0	2	0	1
St. Timothy Hospital, Grand Cape Mount	0	1	0	0
Liberia Government Hospital, Bomi	1	3	0	0
Tellewoyan Hospital, Lofa	0	5	0	2
Phebe Hospital, Bong	0	16	0	0
Liberia Government Hospital, Grand Bassa	0	4	0	1
Arcelor Mittal, Grand Bassa	0	5	0	5
Duside Hospital, Margibi	0	27	0	16
F. J. Grant Hospital, Sinoe	0	3	0	1
Total	6	496	11	335

Admissions, Currently in Treatment, and Discharges

COVID-19 Treatment Units									
Treatment Unit	New admissions	Cumulative admissions	Discharges	Cumulative Discharges	Currently in Treatment Unit	Total Males	Total Females	0-35 yrs	36+ yrs
Chief Jallahlone Hospital, Gbarpolu	0	3	0	1	0	0	0	0	0
Jackson F. Doe Hospital, Nimba	0	2	0	1	0	0	0	0	0
E&J Medical Center, Nimba	1	10	0	0	10	7	3	2	8
AML Yekepa, Nimba	0	2	0	0	2	1	1	1	1
Ganta Methodist Hospital, Nimba	0	1	0	1	0	0	0	0	0
Fish Town Hospital, River Gee	0	2	0	1	1	0	1	0	1
St. Timothy Hospital, Grand Cape Mount	0	1	0	0	1	1	0	0	1
Tellewoyan Hospital, Lofa	0	5	0	2	3	3	0	0	3
Phebe Hospital, Bong	0	16	0	0	16	9	7	4	12
Liberia Government Hospital, Bomi	1	2	0	0	3	1	2	1	2
Arcelor Mittal, Grand Bassa	0	5	0	5	0	0	0	0	0
Liberia Government Hospital, Grand Bassa	0	4	0	1	2	2	0	1	1
Duside Hospital, Margibi	0	27	0	16	11	7	4	3	8
F. J. Grant Hospital, Sinoe	0	3	0	1	2	2	0	0	2
Total	2	83	0	29	51	33	18	12	39

Laboratory Samples Evaluated – June 30, 2020

Laboratory	Total	New Positive	Repeat Positive	Initial Negative	Repeat Test Negative	Pending Lab Result
NPHRL	179	24	5	117	17	16
Total	179	24	5	117	17	16

Summary of COVID-19 Contact Tracing in Response Counties

County	New Contacts Line listed	Cumulative Contacts	No. of Health Care Workers as Contacts	Cumulative no. of Health Care Workers as contacts	Contacts became a case	Cumulative contacts that became a case	Contacts Completed 14 Days	Cumulative Contacts Completing 14 Days	Contacts Under Follow-up	Contacts lost to Follow-up
Montserrado	43	3466	0	326	0	151	124	2874	525	3
Margibi	3	307	0	91	0	22	0	178	107	0
Grand Bassa	2	135	0	64	0	9	3	118	8	0
Sinoe	17	163	1	28	0	0	0	128	35	0
Gbarpolu	0	87	0	13	0	6	0	47	34	0
Lofa	8	349	0	53	5	8	0	261	83	0
Nimba	0	500	0	41	0	13	26	418	82	2
Bong	20	219	20	70	0	18	0	0	192	2
Grand CapeMount	0	21	0	0	0	0	0	0	21	0
RiverGee	13	30	6	11	0	0	0	0	30	0
Maryland	7	7	0	0	0	0	0	0	7	0
Bomi	5	44	0	10	0	0	0	0	39	0
National	118	5328	11	707	5	227	153	4024	1163	7

Active Case Finding (16 March – 30 June 2020)

County	Visitation				Identification, Investigation & Testing								Supervision		
	No. of communities Assigned	No. of communities Visited	No. of Households Assigned	No. of Households Visited	Sick persons Identified	Cumulative Sick persons identified	Sick persons referred for Investigation	Cumulative Sick person referred for Investigation	Sick persons Investigated	Cumulative Sick persons Investigated	Sick persons investigated and referred for testing	Cumulative Sick persons investigated and referred for testing	No. of Sick persons followed-up today	No. of supervision visits	No. of Supervisory Calls
Bomi	127	22	430	430	1	1	1	1	1	1	1	0	0	3	0
Bong	205	95	15564	1064	5	19	5	19	5	19	0	0	5	0	0
Montserrado	250	0	0	61043	5	422	5	287	5	268	5	219	0	0	0
Margibi	15	15	15	128	0	4	0	4	0	16	0	10	7	8	7
Maryland	0	0	0	0	0	0	0	0	0	0	0	0	0	0	0
Grand Cape Mount	1	1	19	19	0	0	0	0	0	0	0	0	0	0	0
Sinoe	90	90	5232	2534	0	619	169	169	0	169	0	1	0	5	5
River Gee	100	80	50	20	0	24	0	24	0	24	0	24	37	6	0
Gbarpolu	52	49	1270	409	16	123	16	102	16	101	0	25	0	0	0
Grand Bassa	15	15	223	223	4	143	4	143	4	143	0	0	0	0	0
Nimba	430	381	2460	2269	2	41	2	41	2	41	2	29	8	0	0
Lofa	110	110	617	617	1	46	1	46	1	46	1	46	1	21	78
National	1380	843	25657	68533	30	1280	198	674	30	666	9	354	53	43	90

Thank you for Listening