



Liberia COVID-19 Daily Sitrep 108 (01st July 2020)

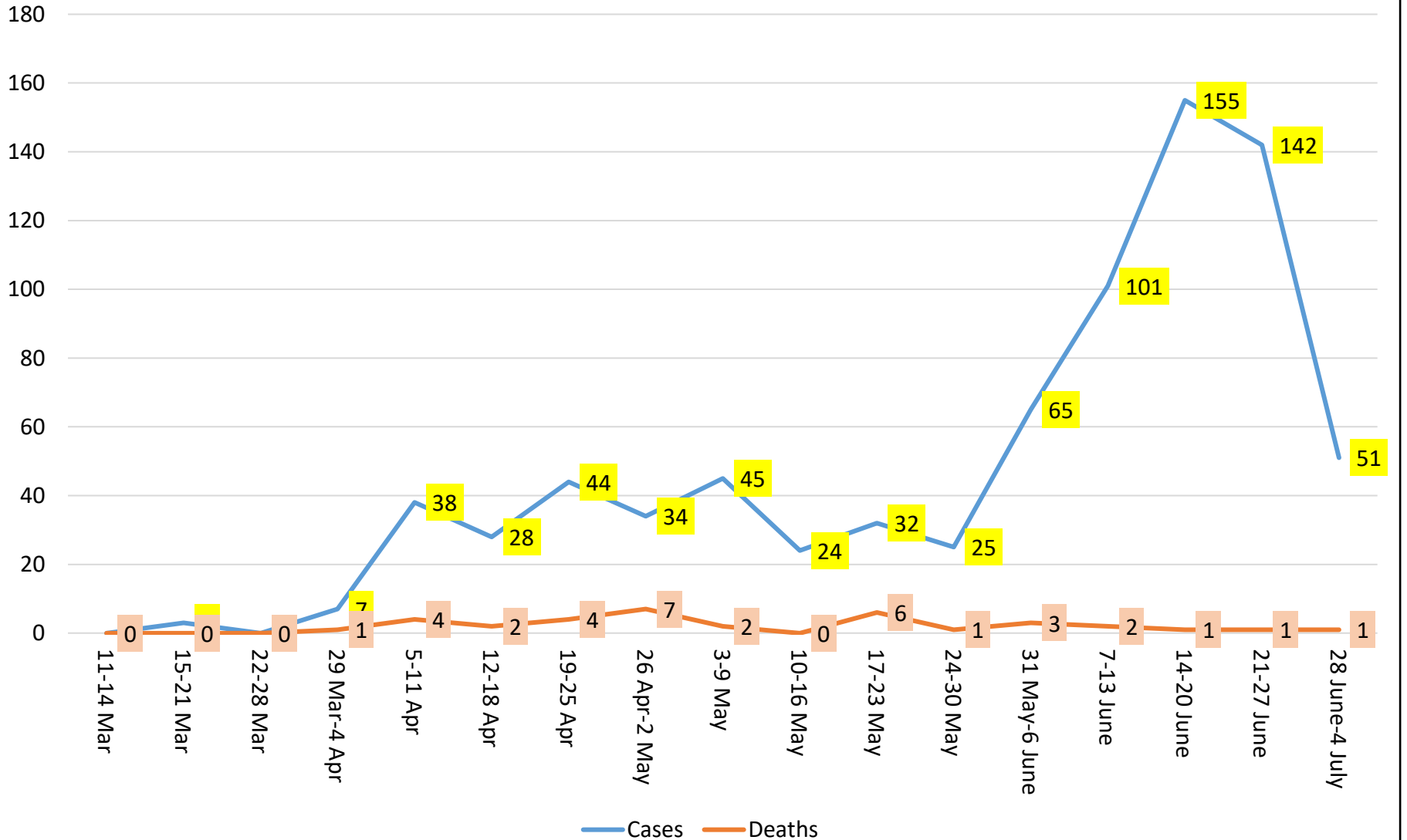
Summary of COVID-19 Cases by Reporting County, Liberia, 16 March – 01 July 2020

County	Confirmed Cases	Cases on Contact List	Confirmed Cumulative Cases
Bomi	0	0	4
Bong	0	0	26
Gbarpolu	0	0	10
Grand Bassa	0	0	10
Grand Cape	0	0	1
Grand Kru	0	0	1
Lofa	0	0	12
Margibi	1	0	46
Maryland	3	0	5
Montserrado	10	0	659
Nimba	0	0	33
River Gee	0	0	7
Sinoe	1	0	5
NATIONAL	15	0	819

Demographic Breakdown (Gender & Age) of Confirmed COVID-19 Cases (16 March – 01 July 2020)

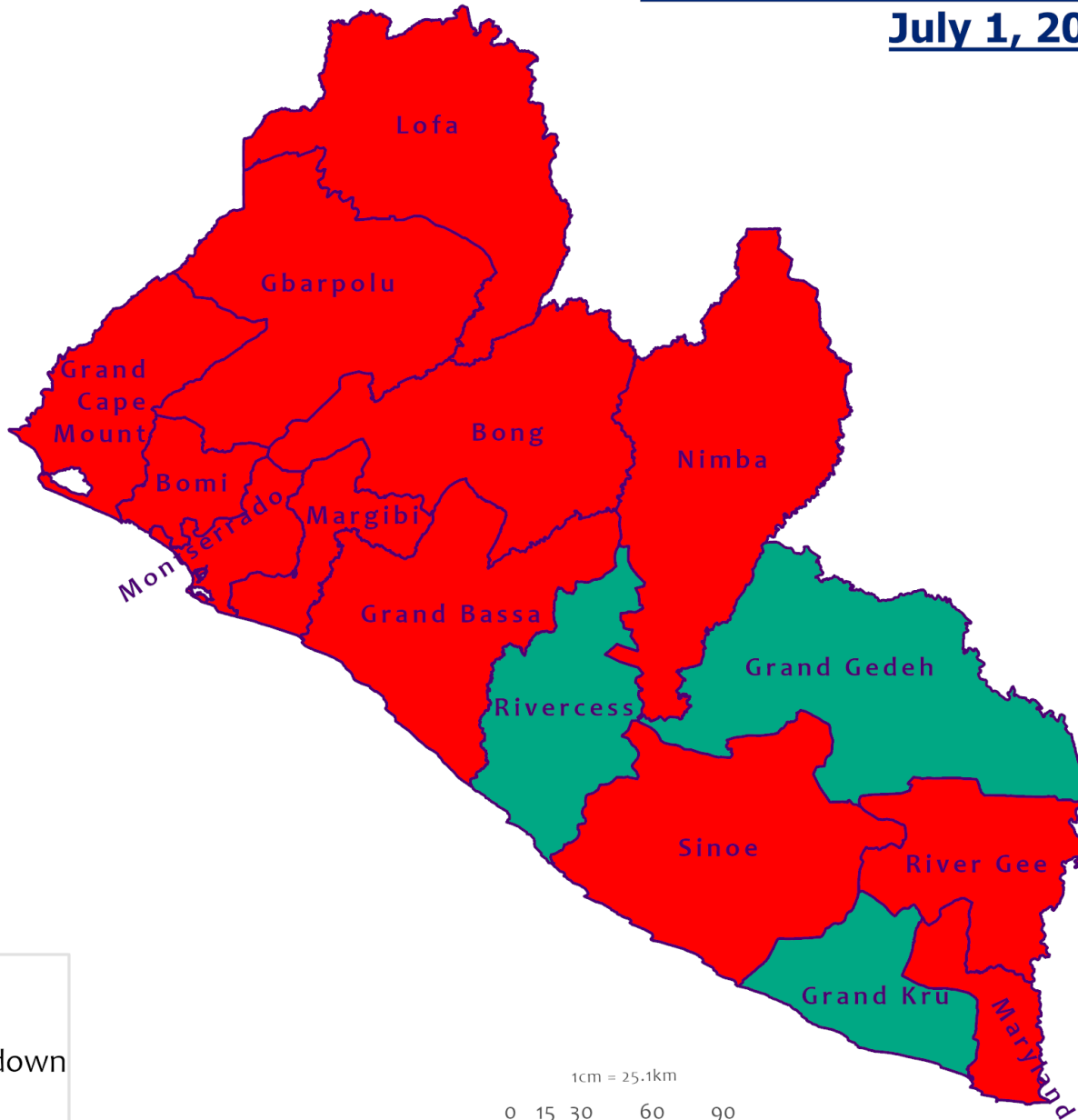
County	<15 years		15 - 34		35 - 54		55+		All ages		Total Confirmed
	M	F	M	F	M	F	M	F	M	F	
Bomi	0	1	0	0	1	1	0	1	1	3	4
Bong	1	0	1	2	8	6	6	2	16	10	26
Gbarpolu	1	2	0	2	3	1	1	0	5	5	10
Grand Bassa	1	0	2	6	0	1	0	0	3	7	10
Grand Cape Mount	0	0	0	0	0	0	1	0	1	0	1
Grand Kru	0	0	1	0	0	0	0	0	1	0	1
Lofa	0	0	2	0	5	1	3	1	10	2	12
Margibi	2	2	8	7	10	5	6	6	26	20	46
Maryland	0	0	2	1	1	0	0	1	3	2	5
Montserrado	32	32	167	86	178	68	65	31	442	217	659
Nimba	0	0	8	5	14	2	2	2	24	9	33
River Gee	0	0	2	0	3	1	1	0	6	1	7
Sinoe	0	0	1	0	3	1	0	0	4	1	5
National	37	37	194	109	226	87	85	44	542	277	819

COVID-19 Cases and Deaths by Epi-week (Mar. 16 - July 4)



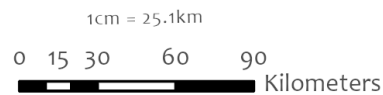


Counties COVID-19 Status in Liberia July 1, 2020



County Status

- Preparedness
- 28-Day Countdown
- Response



Data Source: NPHIL/MoH

Demographic Breakdown (Gender & Age) of Confirmed COVID-19 Deaths (16 March – 01 July 2020)

County	<15 years		15 - 34		35 - 54		55+		All ages		Total Confirmed
	M	F	M	F	M	F	M	F	M	F	
Bong	0	0	1	0	0	0	3	0	4	0	4
Gbarpolu	0	0	0	0	1	0	1	0	2	0	2
Grand Bassa	0	0	0	0	0	0	0	0	0	0	0
Grand Kru	0	0	0	0	0	0	0	0	0	0	0
Lofa	0	0	0	0	0	0	2	1	2	1	3
Margibi	0	0	0	0	0	0	0	1	0	1	1
Maryland	0	0	0	0	0	0	0	1	0	1	1
Montserrado	0	0	0	0	8	4	7	2	15	6	21
Nimba	0	0	0	0	2	1	1	0	3	1	4
River Gee	0	0	0	0	0	0	0	0	0	0	0
Sinoe	0	0	1	0	0	0	0	0	1	0	1
National	0	0	2	0	11	5	14	5	27	10	37

Summary of COVID-19 Deaths by Reporting County, Liberia, 16 March – 01 July 2020

County	DAILY REPORT								Cumulative Deaths
	New Suspected Deaths	Laboratory Confirmed Deaths						Confirmed Deaths on Contact List	
		COVID-19 Treatment Unit	Total in COVID-19 Treatment Unit	Health Facility	Total in Health Facility	Community	Total in Community		
Bong	0	0	0	0	3	0	1	0	4
Gbarpolu	0	0	0	0	2	0	0	0	2
Grand Bassa	0	0	0	0	0	0	0	0	0
Grand Kru	0	0	0	0	0	0	0	0	0
Lofa	0	0	0	0	2	0	1	0	3
Maryland	0	0	1	0	0	0	0	0	1
Margibi	0	0	0	0	1	0	0	0	1
Montserrado	0	0	5	0	5	0	11	0	21
Nimba	0	0	0	0	3	0	1	0	4
River Gee	0	0	0	0	0	0	0	0	0
Sinoe	0	0	0	0	1	0	0	0	1
National	0	0	6	0	17	0	14	0	37

The Liberia Case Fatality rate (CFR) officially considered is for deaths that occurred among patients in care at the COVID-19 treatment units across the country. As of 1 June 2020, a total of 4 deaths have been recorded CFR=1.21%. The country is however keeping active surveillance on community deaths and deaths in non COVID-19 treatment health units.

Daily and Cumulative Healthcare Worker (HCW) COVID-19 Cases and Deaths by County, Liberia, 16 March – 01 July 2020

County	DAILY REPORT						CUMULATIVE CASES (ALIVE & DEAD)	
	New Suspected & High Risk Cases (Alive)			New Suspect Death	Laboratory Confirmed Cases	Confirmed Cases on Contact List	Confirmed	Deaths
	Suspect	High Risk	Total					
Bong	0	0	0	0	0	0	17	3
Gbarpolu	0	0	0	0	0	0	1	1
Grand Bassa	0	0	0	0	0	0	4	0
Grand Kru	0	0	0	0	0	0	0	0
Lofa	0	0	0	0	0	0	3	0
Margibi	0	0	0	0	0	0	9	1
Maryland	0	0	0	0	0	0	0	0
Montserrado	0	0	0	0	0	0	36	1
Nimba	0	0	0	0	0	0	2	0
River Gee	0	0	0	0	0	0	0	0
Sinoe	0	0	0	0	0	0	0	0
NATIONAL	0	0	0	0	0	0	72	6

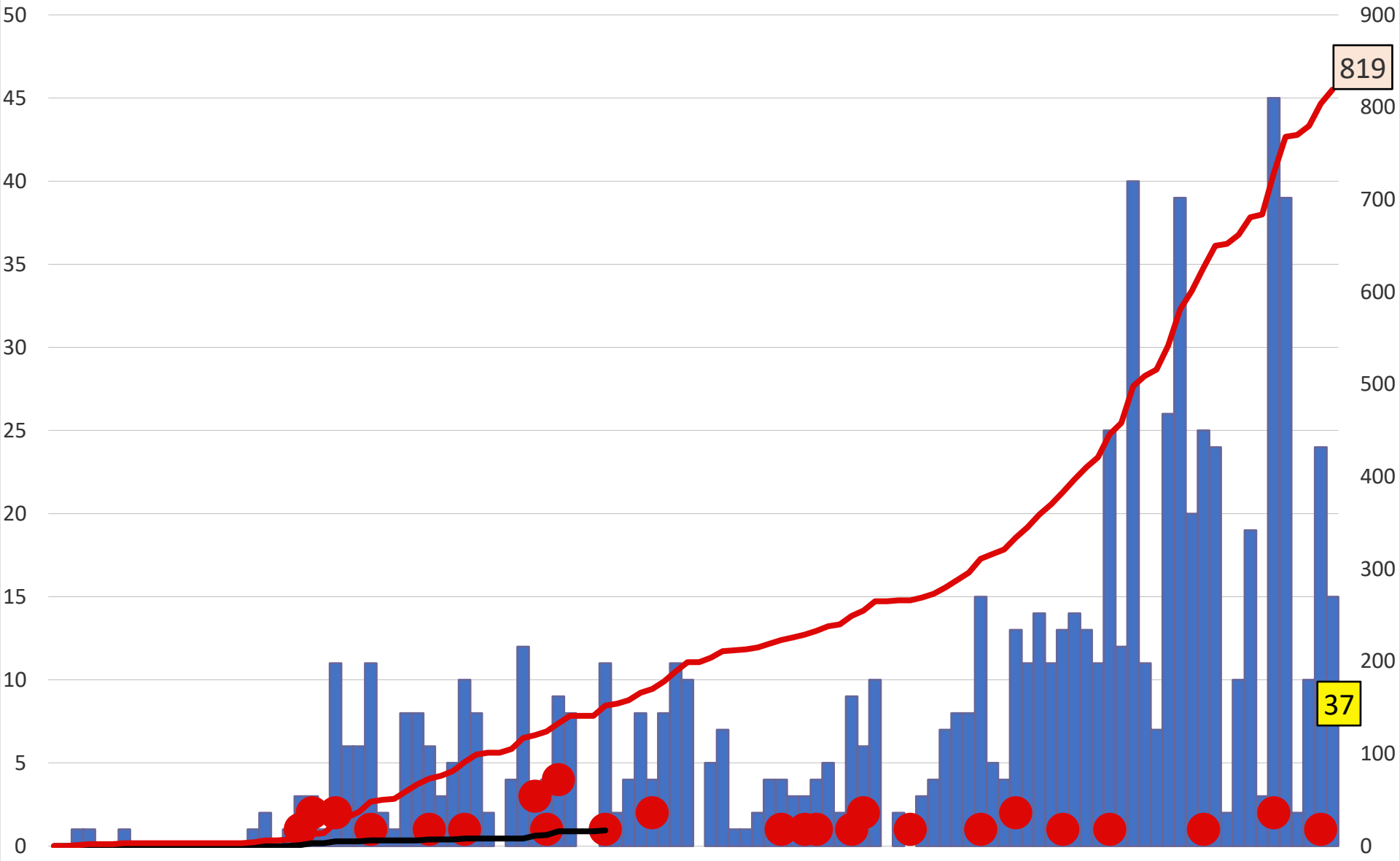
Cadre Cases and Deaths by Health Care Workers (16 March – 01 July 2020)

Health Care Worker Cadre	Montserratado		Margibi		Nimba		River Gee		Sinoe		Grand Kru		Gbarpolu		Bong		Lofa		Grand Bassa		National (Total)	
	Cases	Deaths	Cases	Deaths	Cases	Deaths	Cases	Deaths	Cases	Deaths	Cases	Deaths	Cases	Deaths	Cases	Deaths	Cases	Deaths	Cases	Deaths	Cases	Deaths
Doctors	5	0	0	0	1	0	0	0	0	0	0	0	0	0	1	0	0	0	0	0	7	0
Pharmacists	1	0	0	0	0	0	0	0	0	0	0	0	0	0	0	0	0	0	0	0	1	0
Nurses	15	1	3	0	0	0	0	0	0	0	0	0	1	1	12	1	0	0	3	0	34	3
Radiologist	1	0	0	0	0	0	0	0	0	0	0	0	0	0	0	0	0	0	0	0	1	0
Physician Assistants	0	0	0	0	0	0	0	0	0	0	0	0	0	0	0	0	0	0	0	0	0	0
Lab Technician	4	0	1	0	1	0	0	0	0	0	0	0	0	0	0	0	1	0	0	0	7	0
Environmental Health Technicians	6	0	0	0	0	0	0	0	0	0	0	0	0	0	0	0	0	0	0	0	6	0
Microbiologist	1	0	0	0	0	0	0	0	0	0	0	0	0	0	0	0	0	0	0	0	1	0
Epidemiologist	2	0	0	0	0	0	0	0	0	0	0	0	0	0	0	0	0	0	0	0	2	0
Dieticians	0	0	5	1	0	0	0	0	0	0	0	0	0	0	0	0	0	0	0	0	5	1
Dispenser	0	0	0	0	0	0	0	0	0	0	0	0	0	0	2	1	0	0	0	0	2	1
Licensed Practical Nurse (LPN)	0	0	0	0	0	0	0	0	0	0	0	0	0	0	1	1	0	0	0	0	1	1
Psychosocial Worker	1	0	0	0	0	0	0	0	0	0	0	0	0	0	0	0	0	0	0	0	1	0
Hygienist	0	0	0	0	0	0	0	0	0	0	0	0	0	1	0	0	0	0	0	0	1	0
Logistician	0	0	0	0	0	0	0	0	0	0	0	0	0	0	0	0	0	0	1	0	1	0
Ambulance Driver	0	0	0	0	0	0	0	0	0	0	0	0	0	0	0	0	2	0	0	0	2	0
Total:	36	1	9	1	2	0	0	0	0	0	0	0	1	1	17	3	3	0	4	0	72	6

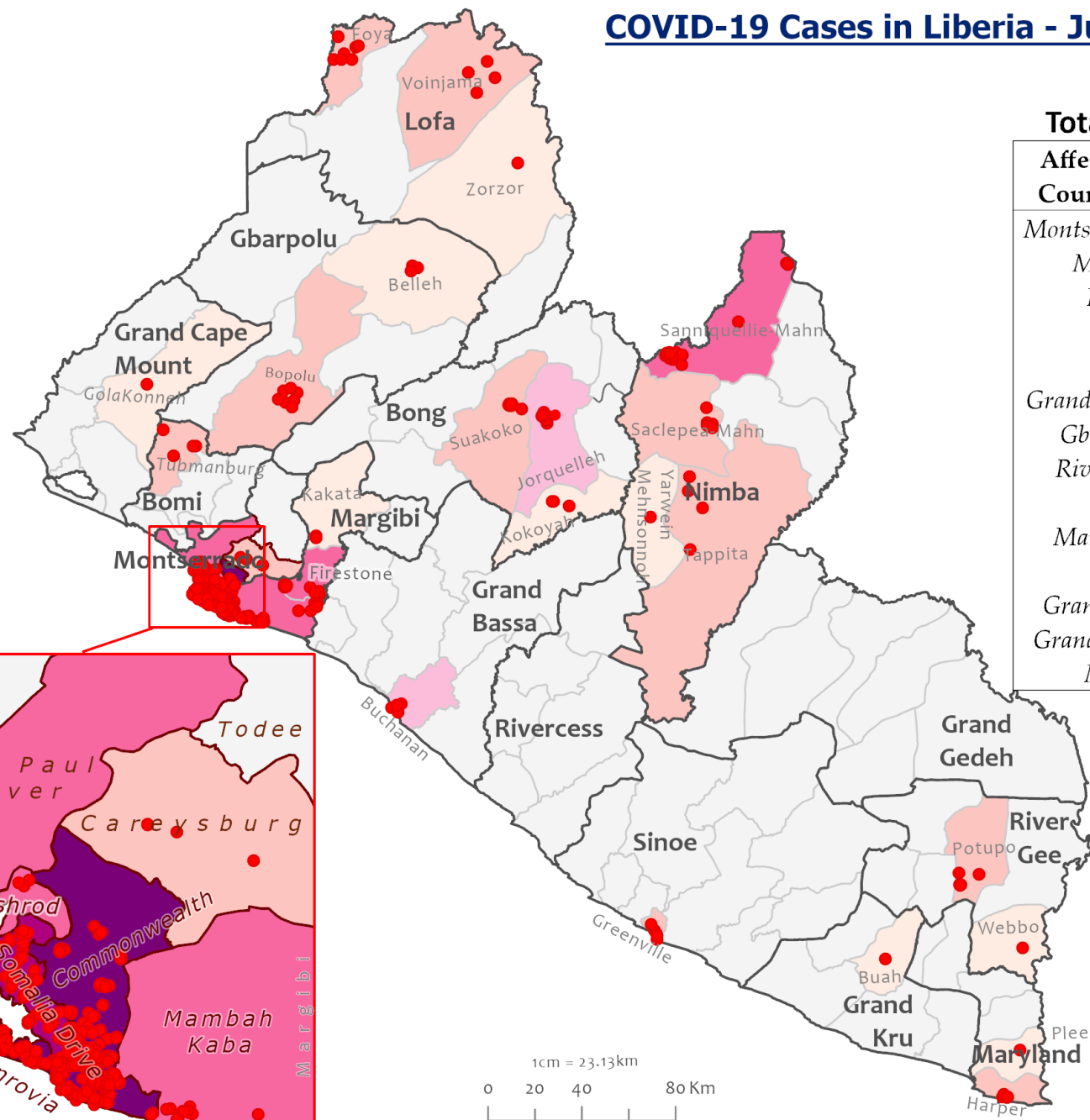

Suspected and High Risk Cases and Deaths (16 March – 01 July 2020)

County	New Suspected	Cumulative Suspected	New High Risk	Cumulative High Risk	New Suspected Deaths	Cumulative Suspected Deaths
Montserrado	56	4916	0	0	1	79
Margibi	0	4	3	30	0	1
Maryland	1	18	4	15	2	4
Bong	0	16	0	157	0	3
River Gee	5	29	5	16	0	0
Lofa	1	47	0	38	0	37
Grand Cape Mount	0	21	0	0	0	0
Bomi	0	2	28	54	0	0
Sinoe	0	46	0	54	0	7
Grand Kru	0	14	0	21	0	1
Gbarpolu	35	63	0	13	0	0
Grand Bassa	0	43	0	32	0	0
Nimba	0	148	2	147	0	13
National	98	5367	42	577	3	145

EPI-Curve of Confirmed Cases and Deaths

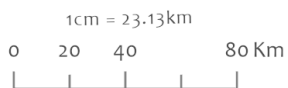


COVID-19 Cases in Liberia - July 1, 2020

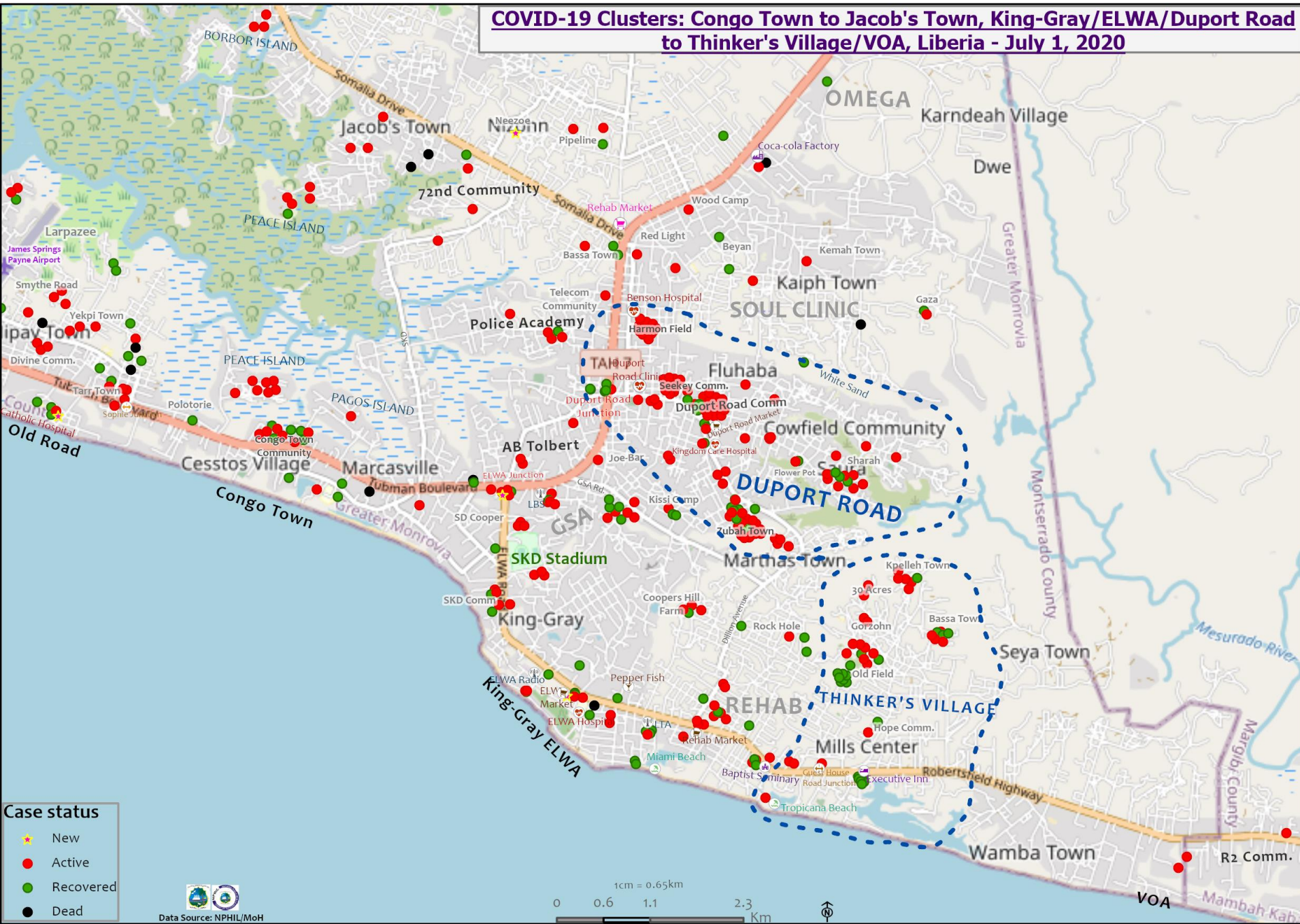


Total Cases: 819

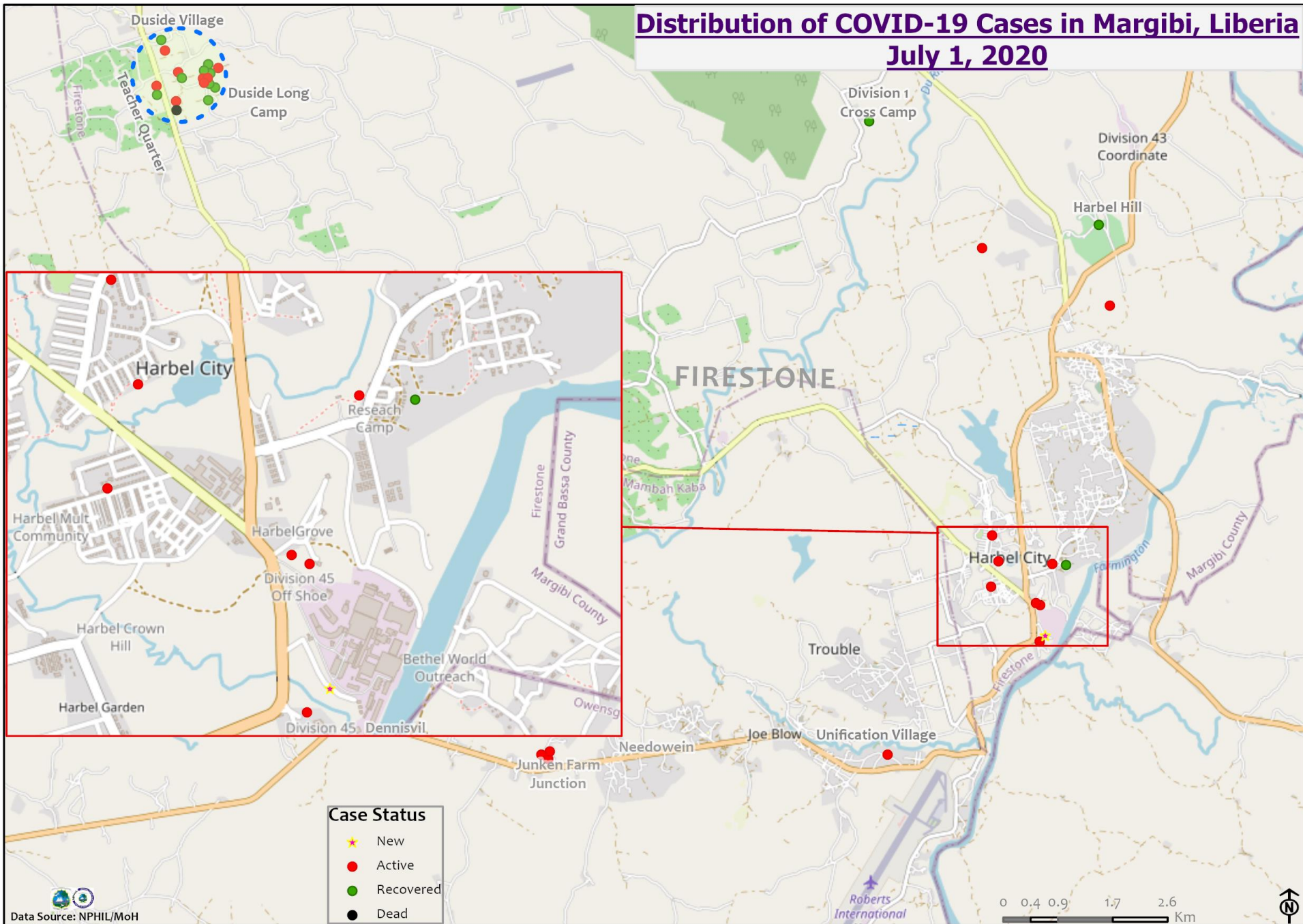
Affected Counties	Cumulative Cases
Montserrado	659
Margibi	46
Nimba	33
Bong	26
Lofa	12
Grand Bassa	10
Gbarpolu	10
River Gee	7
Sinoe	5
Maryland	5
Bomi	4
Grand Kru	1
Grand Cape Mount	1



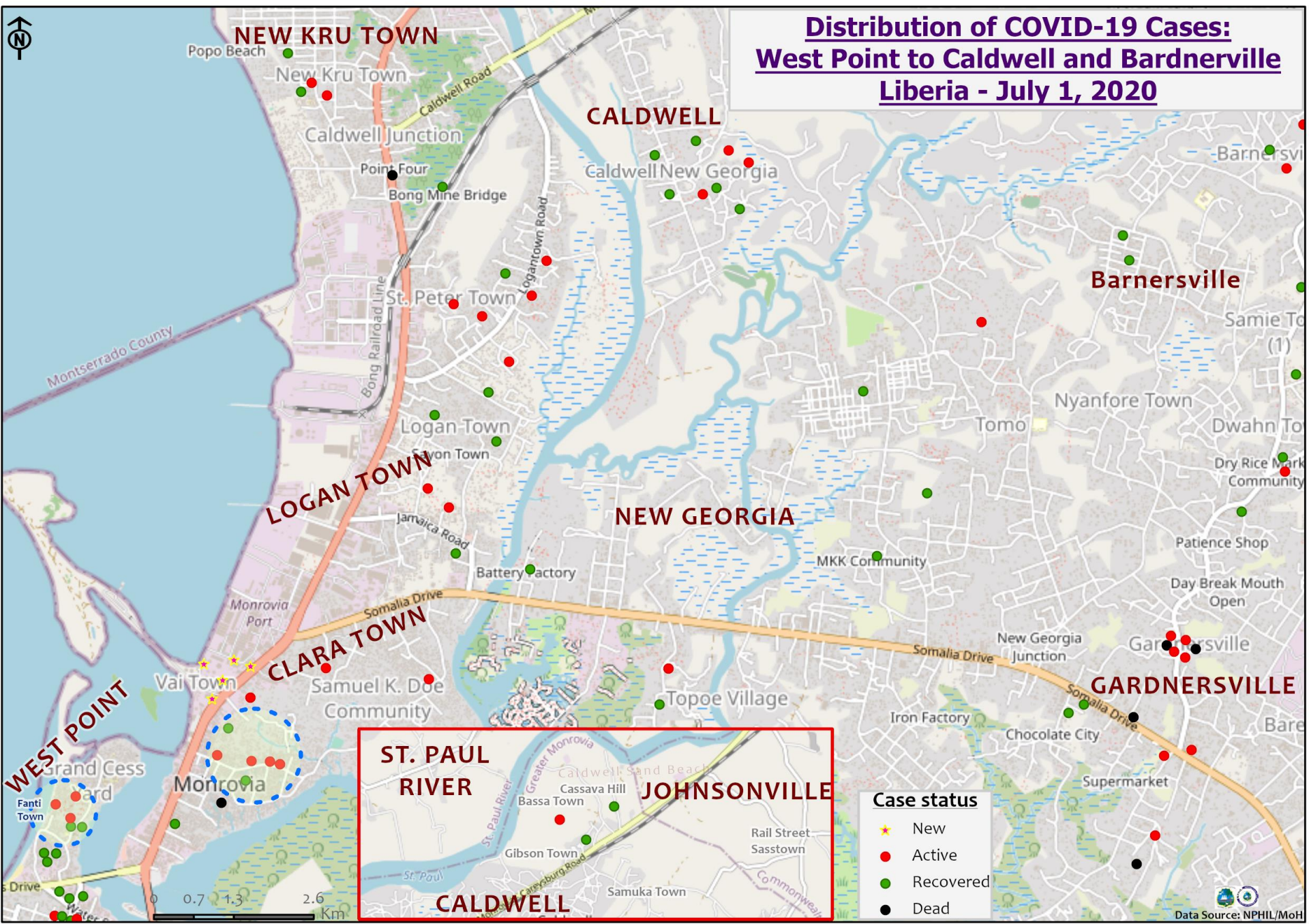
COVID-19 Clusters: Congo Town to Jacob's Town, King-Gray/ELWA/Duport Road to Thinker's Village/VOA, Liberia - July 1, 2020



Distribution of COVID-19 Cases in Margibi, Liberia July 1, 2020



Distribution of COVID-19 Cases: West Point to Caldwell and Bardnerville Liberia - July 1, 2020



Case status

- ★ New
- Active
- Recovered
- Dead

Precautionary Observation Centers (POC): Admission and Discharges

County	Precautionary Observation Centers				Cumulative Move to Treatment
	New admissions	Currently in POC	Daily Discharges	Cumulative Discharges (not including transferred)	
Bomi	0	0	0	0	0
Bong	0	0	0	0	0
Gbarpolu	0	0	0	0	0
Grand Bassa	0	6	0	30	0
Margibi	0	20	10	58	0
Montserrado	0	63	0	56	0
Nimba	0	2	0	31	0
River Gee	0	9	0	0	0
Sinoe	0	35	0	128	0
Lofa	0	9	0	194	0
NATIONAL	0	144	10	497	0

14 Military Hospital & Union Treatment Center Daily Report – July 01, 2020

Treatment Facility Name	New admissions	Daily Discharges	Cumulative Recoveries	Daily Deaths	Cumulative Deaths	*Currently in treatment	Available Bed Occupancy %
14 Military Hospital Treatment Unit	6	3	305	0	5	92	78.1%
Union Treatment Center	6	0	0	0	0	29	54.7%
TOTAL	12	3	305	0	5	121	74.2%

Demographic Breakdown of Cases													
Treatment Facility Name	Total Census	Total Adult	Total Children	Total Female	Total Male	Total Confirm	Others	Pregnant	Children				
									<1	1-5	6-10	11-17	
14 Military Hospital Treatment Unit	92	84	8	29	63	91	1	2	0	3	0	5	
Union Treatment Center	29	27	2	8	21	28	1	0	0	0	1	1	
TOTAL	121	101	10	37	84	119	2	2	0	3	1	6	

*119 Confirmed cases + 2 Special cases = 121 Total patients

***3 Patients transferred from Union to 14 Military

Recoveries from Treatment Units (16 March – 01 July 2020)

COVID-19 Treatment Units				
Treatment Unit	New admissions	Cumulative admissions	Recoveries	Cumulative Recoveries
14 Military Hospital & Union Treatment Center, Montserrado	11	422	3	307
Chief Jallahlone Hospital, Gbarpolu	0	3	0	1
Jackson F. Doe Hospital, Nimba	0	2	0	1
E&J Medical Center, Nimba	1	11	0	0
Ganta Methodist Hospital, Nimba	0	1	0	1
AML Yekepa, Nimba	0	2	0	0
Pleebo Health Center, Maryland	0	1	0	1
Rally Time Hospital, Grand Kru	0	0	0	1
Fish Town Hospital, River Gee	5	7	0	1
St. Timothy Hospital, Grand Cape Mount	0	1	0	0
Liberia Government Hospital, Bomi	0	3	0	0
Tellewoyan Hospital, Lofa	0	5	0	2
Phebe Hospital, Bong	1	17	0	0
Liberia Government Hospital, Grand Bassa	0	4	0	1
Arcelor Mittal, Grand Bassa	0	5	0	5
Duside Hospital, Margibi	0	27	0	16
F. J. Grant Hospital, Sinoe	0	3	0	1
Total	18	514	3	338

Admissions, Currently in Treatment, and Discharges

COVID-19 Treatment Units									
Treatment Unit	New admissions	Cumulative admissions	Discharges	Cumulative Discharges	Currently in Treatment Unit	Total Males	Total Females	0-35 yrs	36+ yrs
Chief Jallahlone Hospital, Gbarpolu	0	3	0	1	0	0	0	0	0
Jackson F. Doe Hospital, Nimba	0	2	0	1	0	0	0	0	0
E&J, Nimba	1	11	0	0	11	8	3	2	9
AML Yekepa, Nimba	0	2	0	0	2	1	1	1	1
Ganta Methodist Hospital, Nimba	0	1	0	1	0	0	0	0	0
Fish Town Hospital, River Gee	5	7	0	1	6	4	2	3	3
St. Timothy Hospital, Grand Cape Mount	0	1	0	0	1	1	0	0	1
Maryland	0	1	1	1	0	0	0	0	0
Tellewoyan Hospital, Lofa	0	8	0	2	8	7	1	0	8
Grand Kru	0	1	1	1	0	0	0	0	0
Phebe Hospital, Bong	1	17	0	0	17	10	7	4	13
Liberia Government Hospital, Bomi	0	3	0	0	3	1	2	1	2
Arcelor Mittal, Grand Bassa	0	5	0	5	0	0	0	0	0
Liberia Government Hospital, Grand Bassa	0	4	1	2	1	1	0	1	0
Duside Hospital, Margibi	0	27	0	16	11	7	4	3	8
F. J. Grant Hospital, Sinoe	0	3	0	1	2	2	0	0	2
Total	7	96	3	32	62	42	20	15	47

Laboratory Samples Evaluated – July 01, 2020

Laboratory	Total	New Positive	Repeat Positive	Initial Negative	Repeat Test Negative	Pending Lab Result
NPHRL	112	15	11	52	17	17
Total	112	15	11	52	17	17

Summary of COVID-19 Contact Tracing in Response Counties

County	New Contacts Line listed	Cumulative Contacts	No. of Health Care Workers as Contacts	Cumulative no. of Health Care Workers as	Contacts became a case	Cumulative contacts that became a case	Contacts Completed 14 Days	Cumulative Contacts Completing 14 Days	Contacts Under Follow-up	Contacts lost to Follow-up
Montserratado	96	3562	66	392	1	152	16	2890	605	3
Margibi	0	307	0	91	0	22	19	197	88	0
Grand Bassa	1	136	0	64	0	9	0	118	9	0
Sinoe	0	163	0	29	0	0	0	128	35	0
Gbarpolu	0	87	0	13	0	6	0	47	34	0
Lofa	6	355	1	54	0	8	0	261	89	0
Nimba	6	506	0	41	0	13	4	422	88	2
Bong	0	219	0	70	0	18	0	0	192	2
Grand CapeMount	0	21	0	0	0	0	0	0	21	0
RiverGee	5	35	6	11	0	0	0	0	35	0
Maryland	0	7	0	0	0	0	0	0	7	0
Bomi	43	77	0	10	0	2	0	0	77	0
National	157	5475	11	775	1	230	39	4063	1280	7

Active Case Finding (16 March – 01 July 2020)

County	Visitation				Identification, Investigation & Testing								Supervision		
	No. of communities Assigned	No. of communities Visited	No. of Households Assigned	No. of Households Visited	Sick persons Identified	Cumulative Sick persons identified	Sick persons referred for Investigation	Cumulative Sick person referred for Investigation	Sick persons Investigated	Cumulative Sick persons Investigated	Sick persons investigated and referred for testing	Cumulative Sick persons investigated and referred for testing	No. of Sick persons followed-up today	No. of supervision visits	No. of Supervisory Calls
Bomi	127	19	538	538	0	0	0	0	0	0	0	0	0	4	0
Bong	205	95	15564	1064	5	19	5	19	5	19	0	0	5	0	0
Montserrado	250	0	0	63613	34	456	34	321	34	302	34	253	0	0	0
Margibi	15	15	15	128	0	4	0	4	0	16	0	10	7	8	7
Maryland	29	29	135	135	1	1	1	1	1	1	0	0	1	0	0
Grand Cape Mount	1	1	19	19	0	0	0	0	0	0	0	0	0	0	0
Sinoe	90	90	5232	2534	0	619	169	169	0	169	0	1	0	5	5
River Gee	100	80	50	20	0	24	0	24	0	24	0	24	37	6	0
Gbarpolu	52	49	1270	409	31	179	16	179	31	179	0	25	33	0	0
Grand Bassa	16	16	198	198	2	145	2	145	5	145	0	0	0	0	0
Nimba	430	381	2460	2229	2	41	2	41	2	41	2	29	8	0	0
Lofa	116	116	617	617	1	46	1	46	1	46	1	46	1	21	78
National	1415	875	25900	71306	74	1370	225	785	74	778	37	388	87	44	90

Thank you for Listening