



Liberia COVID-19 Daily Sitrep 111 (04th July 2020)

Summary of COVID-19 Cases by Reporting County, Liberia, 16 March – 04 July 2020

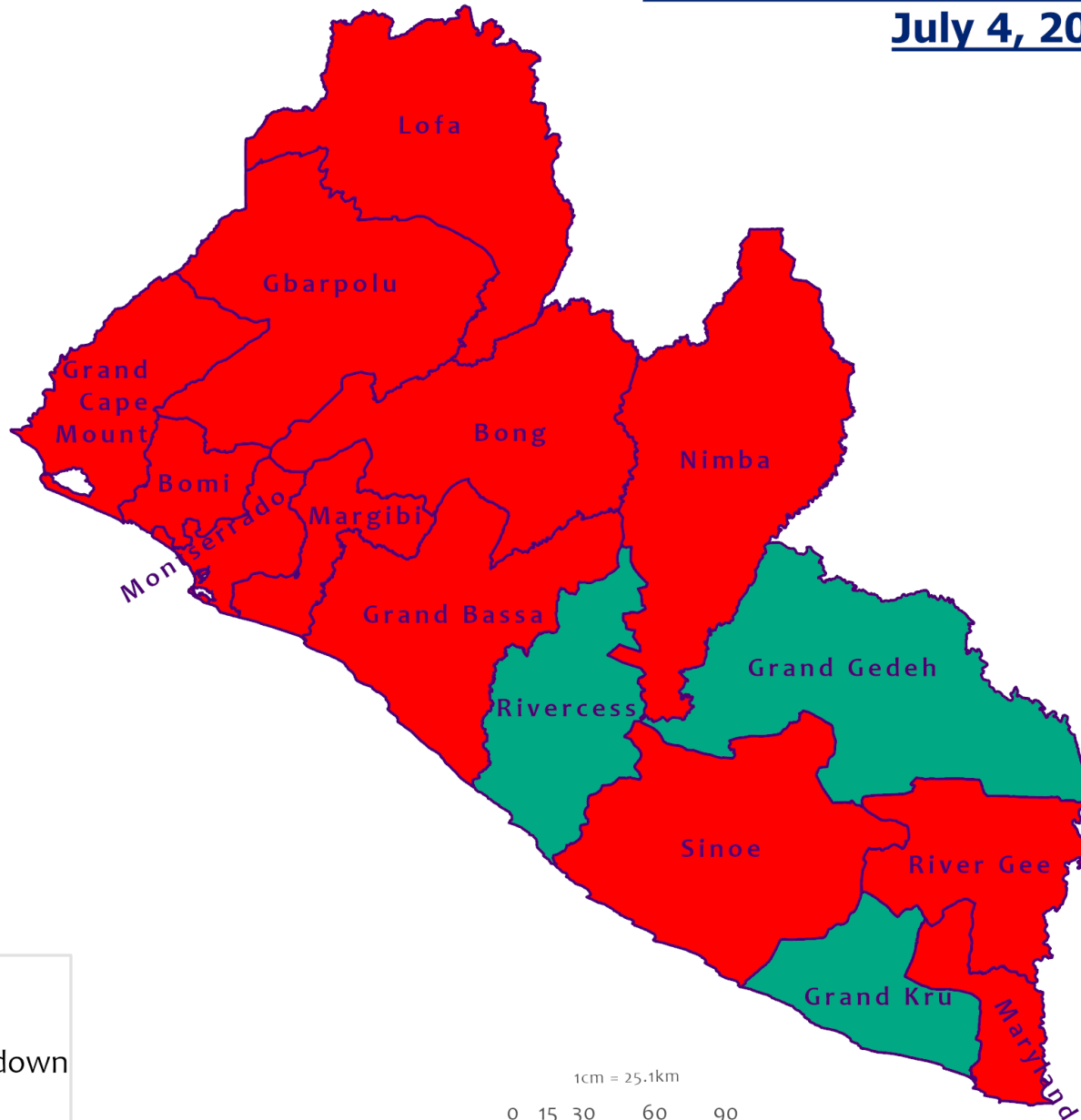
County			Confirmed Cumulative Cases
	Confirmed Cases	Cases on Contact List	
Bomi	0	0	5
Bong	5	0	31
Gbarpolu	0	0	10
Grand Bassa	0	0	10
Grand Cape Mount	0	0	1
Grand Kru	0	0	1
Lofa	0	0	21
Margibi	0	0	55
Maryland	0	0	5
Montserrado	0	0	682
Nimba	0	0	41
River Gee	0	0	7
Sinoe	0	0	5
NATIONAL	5	0	874

Demographic Breakdown (Gender & Age) of Confirmed COVID-19 Cases (16 March – 04 July 2020)




County	<15 years		15 - 34		35 - 54		55+		All ages		Total Confirmed
	M	F	M	F	M	F	M	F	M	F	
Bomi	0	1	0	0	2	1	0	1	2	3	5
Bong	3	0	1	5	8	6	6	2	18	13	31
Gbarpolu	1	2	0	2	3	1	1	0	5	5	10
Grand Bassa	1	0	2	6	0	1	0	0	3	7	10
Grand Cape Mount	0	0	0	0	0	0	1	0	1	0	1
Grand Kru	0	0	1	0	0	0	0	0	1	0	1
Lofa	2	0	3	1	8	2	4	1	17	4	21
Margibi	3	3	11	7	12	6	7	6	33	22	55
Maryland	0	0	2	1	1	0	0	1	3	2	5
Montserrado	33	32	174	88	187	70	66	32	460	222	682
Nimba	0	0	11	5	17	2	3	3	31	10	41
River Gee	0	0	2	0	3	1	1	0	6	1	7
Sinoe	0	0	1	0	3	1	0	0	4	1	5
National	43	38	208	115	244	91	89	46	584	290	874



Counties COVID-19 Status in Liberia July 4, 2020



County Status

-  Preparedness
-  28-Day Countdown
-  Response



Data Source: NPHIL/MoH

Demographic Breakdown (Gender & Age) of Confirmed COVID-19 Deaths (16 March – 04 July 2020)

County	<15 years		15 - 34		35 - 54		55+		All ages		Total Confirmed
	M	F	M	F	M	F	M	F	M	F	
Bong	0	0	1	0	0	0	3	0	4	0	4
Gbarpolu	0	0	0	0	1	0	1	0	2	0	2
Grand Bassa	0	0	0	0	0	0	0	0	0	0	0
Grand Kru	0	0	0	0	0	0	0	0	0	0	0
Lofa	0	0	0	0	0	0	2	1	2	1	3
Margibi	0	0	0	0	0	0	0	1	0	1	1
Maryland	0	0	0	0	0	0	0	1	0	1	1
Montserrado	0	0	0	0	8	4	7	2	15	6	21
Nimba	0	0	0	0	2	1	1	0	3	1	4
River Gee	0	0	0	0	0	0	0	0	0	0	0
Sinoe	0	0	1	0	0	0	0	0	1	0	1
National	0	0	2	0	11	5	14	5	27	10	37

Summary of COVID-19 Deaths by Reporting County, Liberia, 16 March – 04 July 2020

County	DAILY REPORT								Cumulative Deaths
	New Suspected Deaths	Laboratory Confirmed Deaths						Confirmed Deaths on Contact List	
		COVID-19 Treatment Unit	Total in COVID-19 Treatment Unit	Health Facility	Total in Health Facility	Community	Total in Community		
Bong	0	0	0	0	3	0	1	0	4
Gbarpolu	0	0	0	0	2	0	0	0	2
Grand Bassa	0	0	0	0	0	0	0	0	0
Grand Kru	0	0	0	0	0	0	0	0	0
Lofa	0	0	0	0	2	0	1	0	3
Maryland	0	0	0	0	1	0	0	0	1
Margibi	0	0	0	0	1	0	0	0	1
Montserrado	0	0	5	0	5	0	11	0	21
Nimba	0	0	0	0	3	0	1	0	4
River Gee	0	0	0	0	0	0	0	0	0
Sinoe	0	0	0	0	1	0	0	0	1
National	0	0	5	0	18	0	14	0	37

The Liberia Case Fatality rate (CFR) officially considered is for deaths that occurred among patients in care at the COVID-19 treatment units across the country. As of 4 July 2020 , a total of 5 deaths have been recorded CFR=0.57%. The country is however keeping active surveillance on community deaths and deaths in non COVID-19 treatment health units.

Cadre Cases and Deaths by Health Care Workers

(16 March – 04 July 2020)

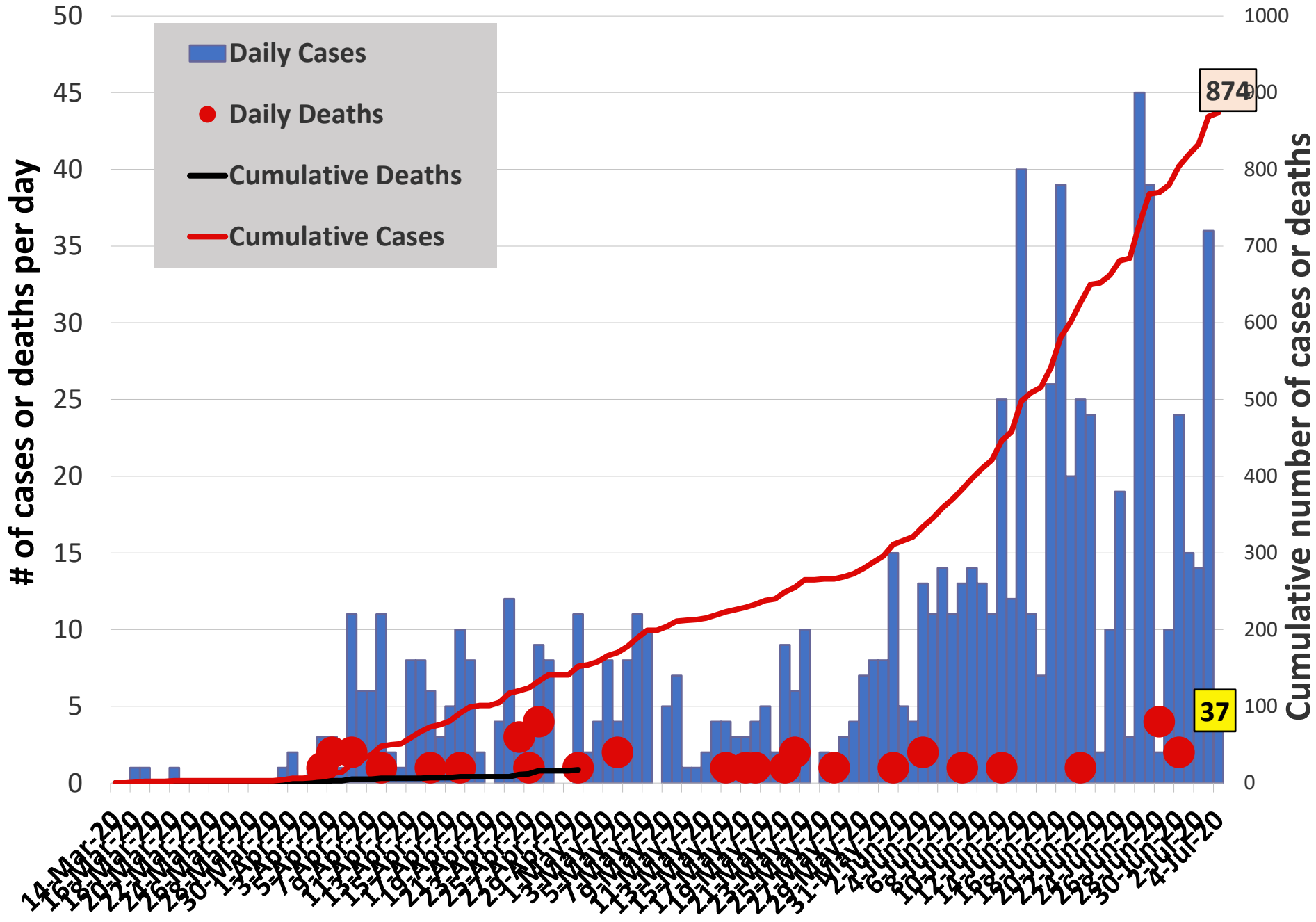
Health Care Worker Cadre	Montserratado		Margibi		Nimba		River Gee		Sinoe		Grand Kru		Gbarpolu		Bong		Lofa		Grand Bassa		Maryland		Bomi		National (Total)		
	Cases	Deaths	Cases	Deaths	Cases	Deaths	Cases	Deaths	Cases	Deaths	Cases	Deaths	Cases	Deaths	Cases	Deaths	Cases	Deaths	Cases	Deaths	Cases	Deaths	Cases	Deaths	Cases	Deaths	
Doctors	9	0	0	0	1	0	0	0	0	0	0	0	0	0	1	0	0	0	0	0	0	0	0	0	0	8	0
Pharmacists	1	0	0	0	0	0	0	0	0	0	0	0	0	0	0	0	0	0	0	0	0	0	0	0	0	1	0
Nurses	15	1	3	0	2	0	2	0	0	0	0	0	1	1	12	1	5	0	3	0	0	0	0	1	0	44	3
Midwife	0	0	0	0	0	0	1	0	0	0	0	0	0	0	0	0	0	0	0	0	0	0	0	0	0	1	0
Radiologist	1	0	0	0	0	0	0	0	0	0	0	0	0	0	0	0	0	0	0	0	0	0	0	0	0	1	0
Physician Assistants	0	0	0	0	0	0	1	0	0	0	0	0	0	0	0	0	0	0	0	0	0	0	0	0	0	1	0
Lab Technician	4	0	1	0	1	0	0	0	1	0	0	0	0	0	0	0	1	0	0	0	3	0	0	0	0	11	0
Environmental Health Technicians	6	0	0	0	0	0	0	0	0	0	0	0	0	0	0	0	0	0	0	0	0	0	0	0	0	6	0
Microbiologist	1	0	0	0	0	0	0	0	0	0	0	0	0	0	0	0	0	0	0	0	0	0	0	0	0	1	0
Epidemiologist	2	0	0	0	0	0	0	0	0	0	0	0	0	0	0	0	0	0	0	0	0	0	0	0	0	2	0
Dieticians	0	0	5	1	0	0	0	0	0	0	0	0	0	0	0	0	0	0	0	0	0	0	0	0	0	5	1
Dispenser	0	0	0	0	0	0	0	0	0	0	0	0	0	0	2	1	0	0	0	0	0	0	0	0	0	2	1
Licensed Practical Nurse	0	0	0	0	0	0	0	0	0	0	0	0	0	0	1	1	0	0	0	0	0	0	0	0	0	1	1
Psychosocial Worker	1	0	0	0	0	0	0	0	0	0	0	0	0	0	0	0	0	0	0	0	0	0	0	0	0	1	0
Hygienist	0	0	0	0	0	0	0	0	0	0	0	0	0	1	0	0	0	0	0	0	0	0	0	0	0	1	0
Logistician	0	0	0	0	0	0	0	0	0	0	0	0	0	0	0	0	0	0	1	0	0	0	0	0	0	1	0
Vaccinator	0	0	0	0	0	0	0	0	0	0	0	0	0	0	0	0	0	0	0	0	0	0	1	0	0	1	0
Ambulance Driver	0	0	0	0	0	0	0	0	0	0	0	0	0	0	0	0	2	0	0	0	0	0	0	0	0	2	0
Procurement Officer	0	0	0	0	0	0	0	0	1	0	0	0	0	0	0	0	0	0	0	0	0	0	0	0	0	1	0
Total:	37	1	9	1	4	0	4	0	2	0	0	0	1	1	17	3	8	0	4	0	3	0	2	0	91	6	

Suspected and High Risk Cases and Deaths (16 March – 04 July 2020)

County	New Suspected	Cumulative Suspected	New High Risk	Cumulative High Risk	New Suspected Deaths	Cumulative Suspected Deaths
Montserrado	0	4973	0	0	0	79
Margibi	0	4	0	30	0	1
Maryland	0	19	0	16	0	4
Bong	0	19	0	157	0	3
River Gee	0	29	0	16	0	0
Lofa	0	47	0	38	0	37
Grand Cape Mount	0	21	0	0	0	0
Bomi	0	2	0	67	0	0
Sinoe	0	46	0	54	0	7
Grand Kru	0	14	0	21	0	1
Gbarpolu	13	81	0	13	0	0
Grand Bassa	0	43	0	32	0	0
Nimba	0	159	0	147	0	13
National	13	5457	0	591	0	145

Montserrado has issues with data managers contracts so they could not send a report.

EPI-Curve of Confirmed Cases and Deaths



COVID-19 Cases in Liberia - July 4, 2020

Total Cases: 874

Affected Counties	Cumulative Cases
Montserrado	682
Margibi	55
Nimba	41
Bong	31
Lofa	21
Grand Bassa	10
Gbarpolu	10
River Gee	7
Sinoe	5
Maryland	5
Bomi	5
Grand Kru	1
Grand Cape Mount	1

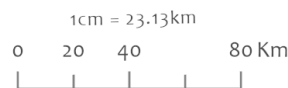
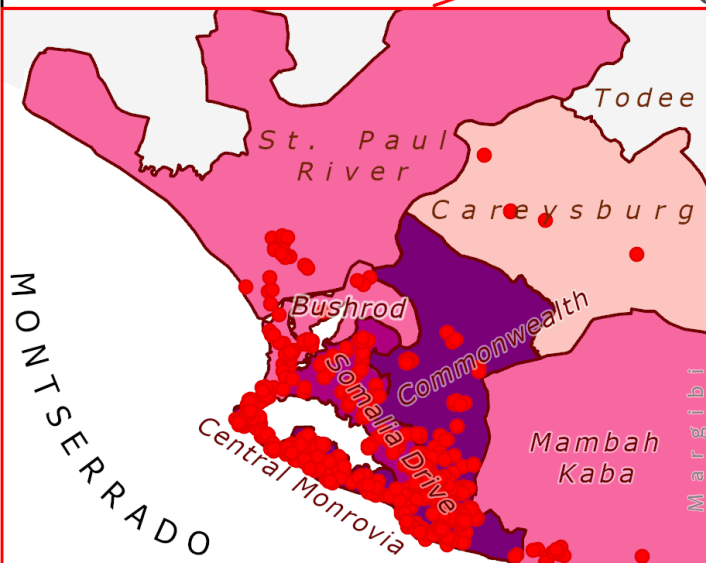
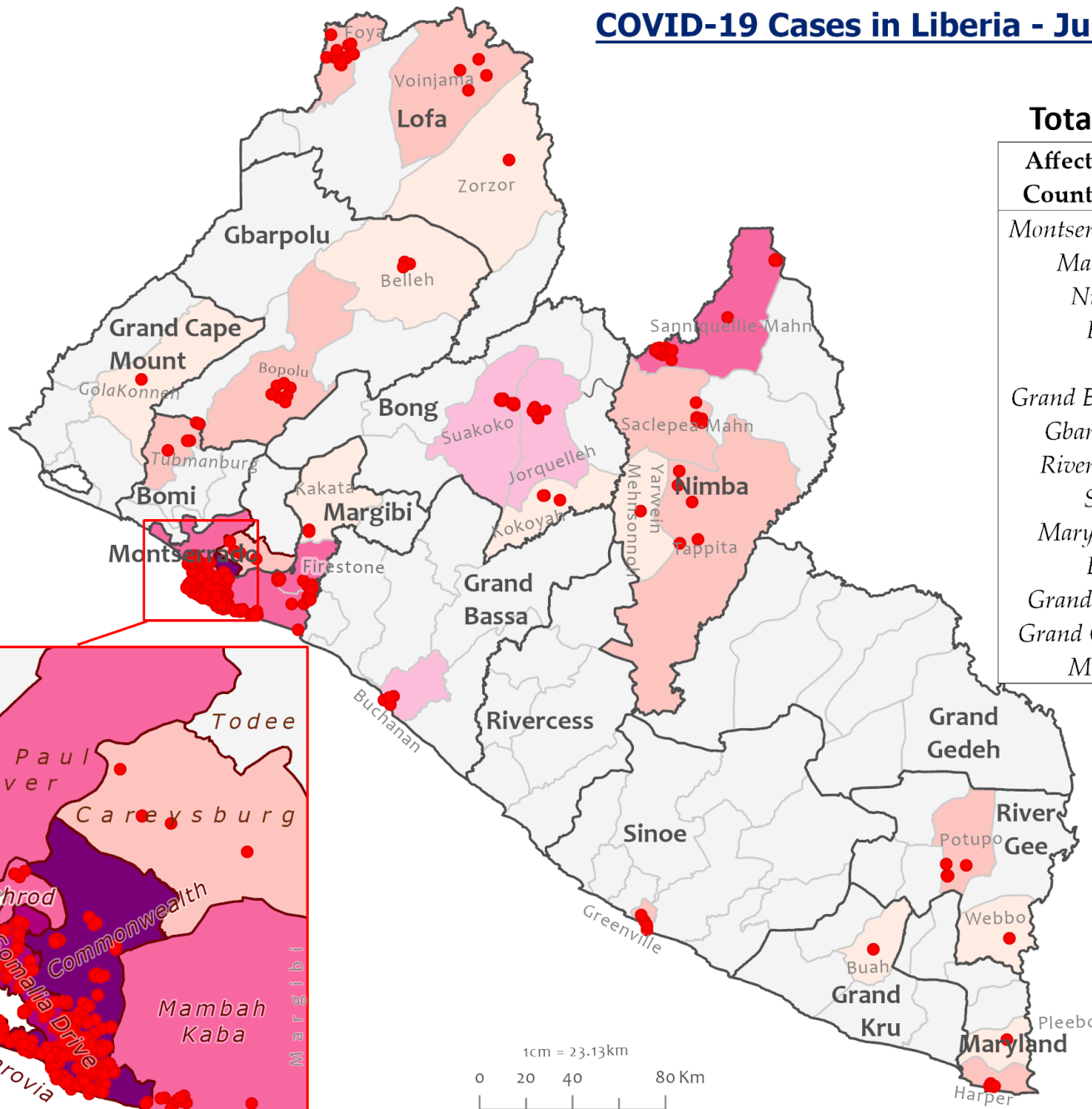
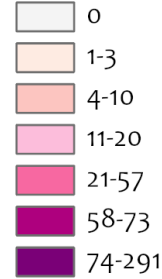


Legend

Confirmed cases

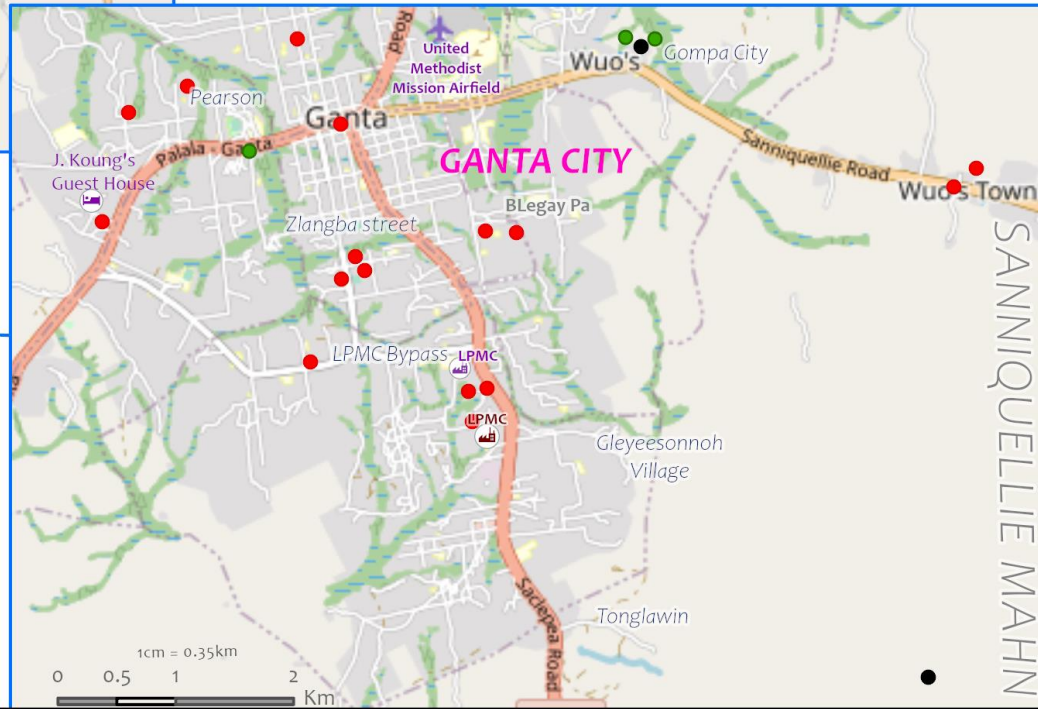
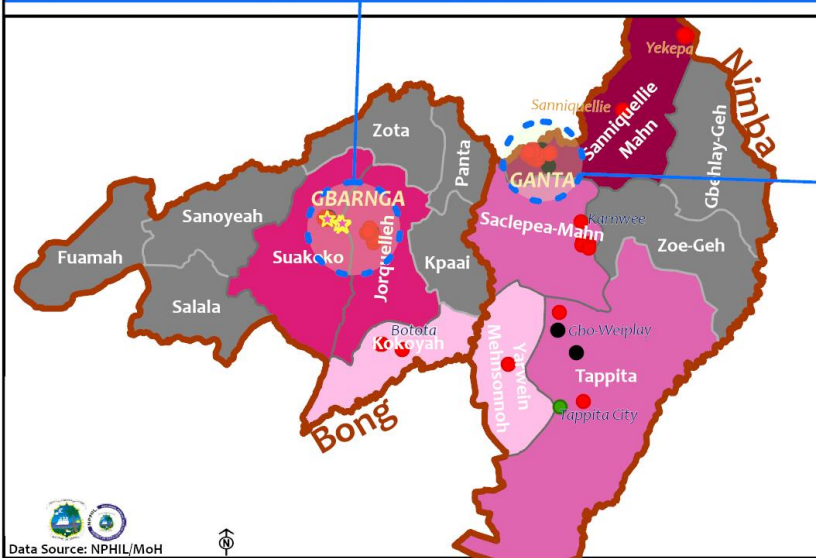
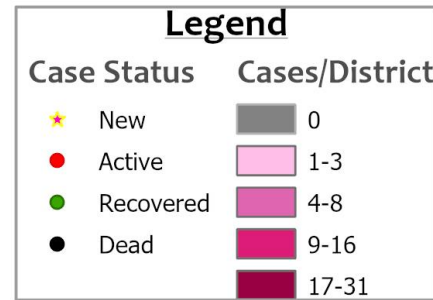
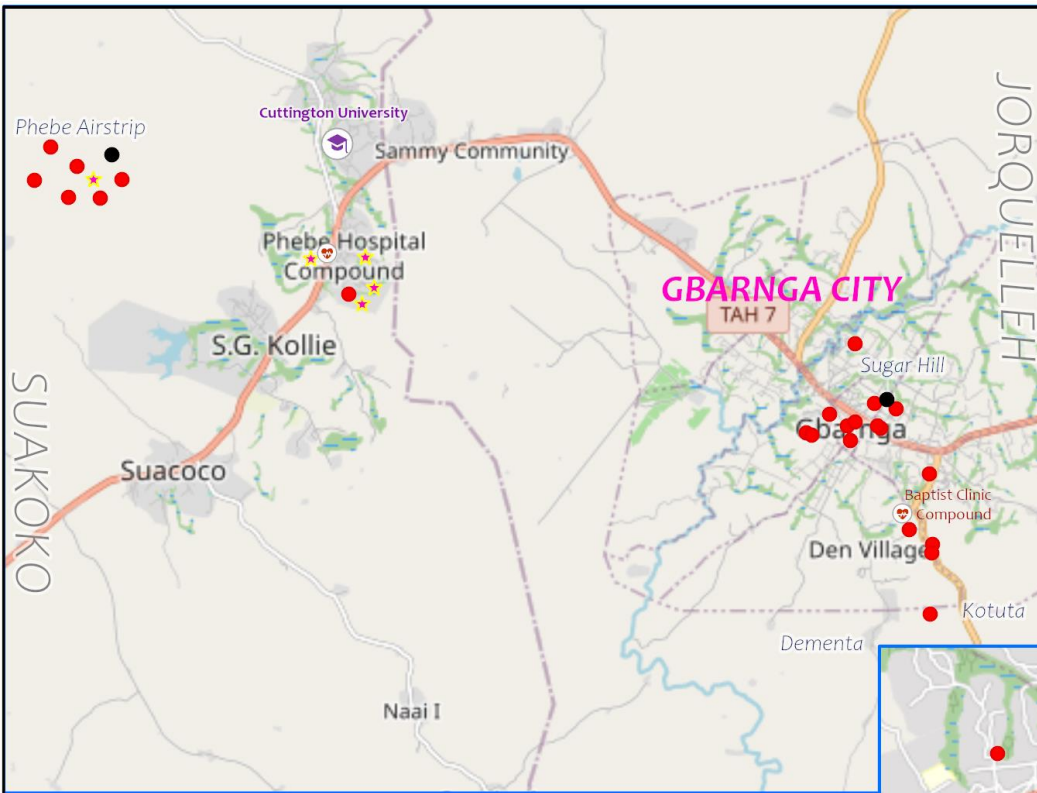


Cases / District

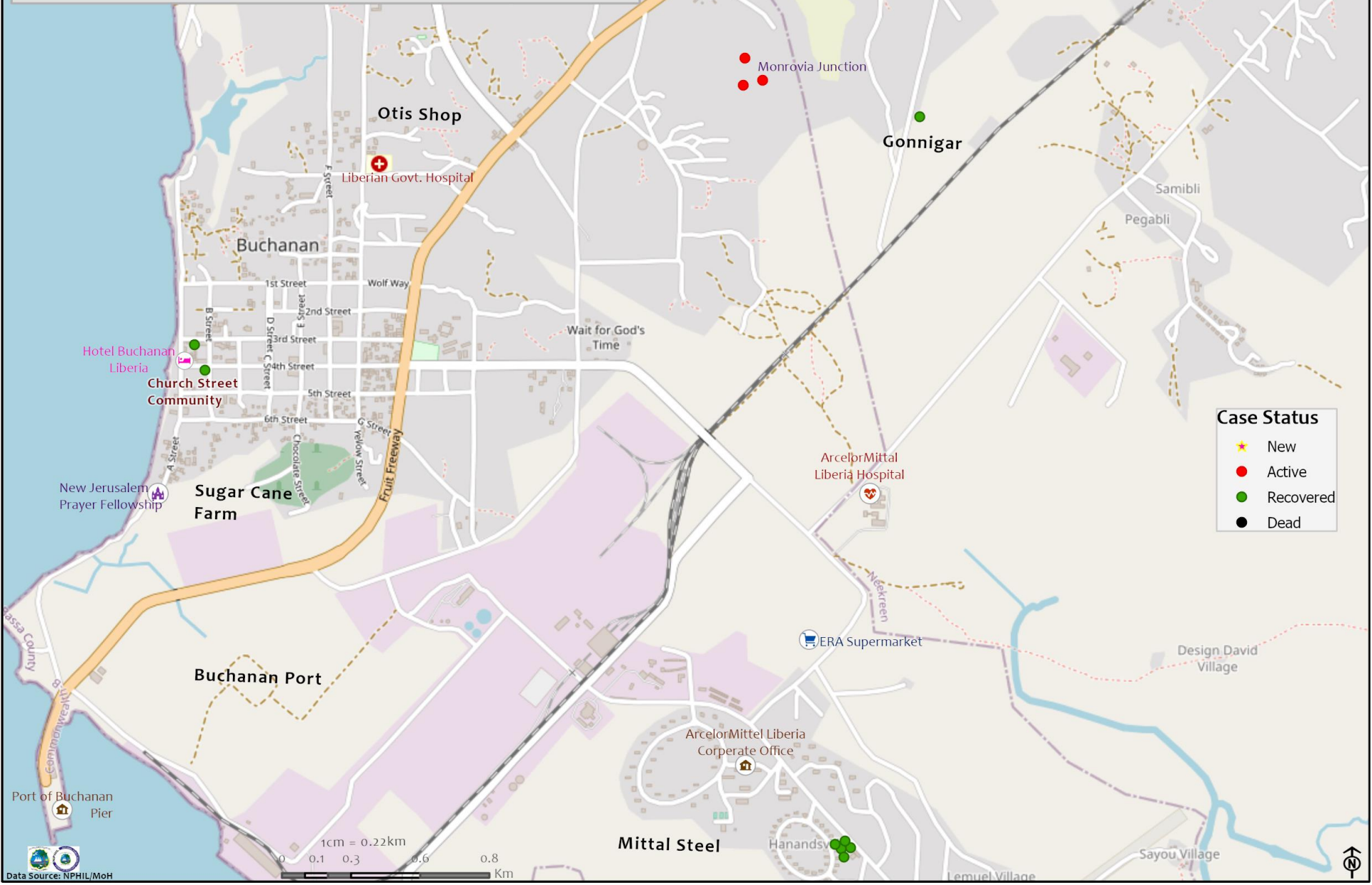


Data Source: NPHIL/MoH

Distribution of COVID-19 Cases in Bong and Nimba counties, Liberia - July 4, 2020



Distribution of COVID-19 Cases in Buchanan Grand Bassa, Liberia - July 4, 2020



Precautionary Observation Centers (POC): Admission and Discharges

County	Precautionary Observation Centers				Cumulative Move to Treatment
	New admissions	Currently in POC	Daily Discharges	Cumulative Discharges (not including transferred)	
Bomi	0	0	0	0	0
Bong	0	0	0	0	0
Gbarpolu	0	0	0	0	0
Grand Bassa	0	4	0	32	0
Margibi	14	21	0	71	0
Maryland	4	4	0	0	0
Montserrado	0	63	0	56	0
Nimba	0	3	0	31	0
River Gee	0	9	0	0	0
Sinoe	0	53	0	128	0
Lofa	0	8	1	195	0
NATIONAL	18	165	1	513	0

Montserrado County is not reporting POC data due to lack of data officer at the POCs.

14 Military Hospital & Union Treatment Center Daily Report – July 04, 2020

Treatment Facility Name	New admissions	Daily Discharges	Cumulative Recoveries	Daily Deaths	Cumulative Deaths	*Currently in treatment	Available Bed Occupancy %
14 Military Hospital Treatment Unit	10	7	337	0	5	85	76.3%
Union Treatment Center	2	0	0	0	0	35	66%
TOTAL	12	7	337	0	5	120	73%

Demographic Breakdown of Cases

Treatment Facility Name	Total Census	Total Adult	Total Children	Total Female	Total Male	Total Confirm	Others	Pregnant	Children			
									<1	1-5	6-10	11-17
14 Military Hospital Treatment Unit	85	78	7	23	62	83	2	1	1	3	0	3
Union Treatment Center	35	32	3	9	26	34	1	0	0	0	2	1
TOTAL	120	110	10	32	88	117	3	1	1	3	2	4

*117 Confirmed cases + 3 Special cases = 120 Total patients

1 pregnant patient at 14 Military had a NVD with a live male neonate.

Recoveries from Treatment Units (16 March – 04 July 2020)

COVID-19 Treatment Units				
Treatment Unit	New admissions	Cumulative admissions	Recoveries	Cumulative Recoveries
14 Military Hospital & Union Treatment Center, Montserrado	12	452	7	339
Chief Jallahlone Hospital, Gbarpolu	0	3	0	1
Jackson F. Doe Hospital, Nimba	0	2	0	1
E&J Medical Center, Nimba	0	11	0	0
Ganta Methodist Hospital, Nimba	0	1	0	1
AML Yekepa, Nimba	0	2	0	0
Pleebo Health Center, Maryland	0	4	0	1
Rally Time Hospital, Grand Kru	0	1	0	1
Fish Town Hospital, River Gee	0	7	0	1
St. Timothy Hospital, Grand Cape Mount	0	1	0	0
Liberia Government Hospital, Bomi	1	4	0	0
Tellewoyan Hospital, Lofa	2	10	1	3
Phebe Hospital, Bong	0	17	0	0
Liberia Government Hospital, Grand Bassa	0	4	0	3
Arcelor Mittal, Grand Bassa	0	5	0	5
Duside Hospital, Margibi	7	35	0	19
F. J. Grant Hospital, Sinoe	0	4	0	1
Total	22	563	8	376

Admissions, Currently in Treatment, and Discharges

COVID-19 Treatment Units									
Treatment Unit	New admissions	Cumulative admissions	Discharges	Cumulative Discharges	Currently in Treatment Unit	Total Males	Total Females	0-35 yrs	36+ yrs
Liberia Government Hospital, Bomi	1	4	0	0	4	2	2	1	3
Phebe Hospital, Bong	0	17	0	0	17	10	7	4	13
Chief Jallahlone Hospital, Gbarpolu	0	3	0	1	0	0	0	0	0
Arcelor Mittal, Grand Bassa	0	5	0	5	0	0	0	0	0
Liberia Government Hospital, Grand Bassa	0	4	0	3	0	0	0	0	0
St. Timothy Hospital, Grand Cape Mount	0	1	0	0	1	1	0	0	1
Rally Time Hospital, Grand Kru	0	1	0	1	0	0	0	0	0
Tellewoyan Hospital, Lofa	2	10	1	3	9	7	2	2	7
Duside Hospital, Margibi	7	35	0	19	16	10	6	6	10
Pleebo Health Center, Maryland	0	4	0	1	3	3	0	3	0
Jackson F. Doe Hospital, Nimba	0	2	0	1	0	0	0	0	0
E&J Medical Center, Nimba	0	11	0	0	11	8	3	2	9
AML Yekepa, Nimba	0	2	0	0	2	1	1	1	1
Ganta Methodist Hospital, Nimba	0	1	0	1	0	0	0	0	0
Fish Town Hospital, River Gee	0	7	0	1	6	4	2	3	3
F. J. Grant Hospital, Sinoe	0	4	0	1	3	2	1	0	3
Total	10	111	1	37	72	48	24	22	50

Lofa sitrep indicates 2 discharges but actually discharged 1 person according to CSO. No report from Bong County as of submission time.

Laboratory Samples Evaluated – July 04, 2020

Laboratory	Total	New Positive	Repeat Positive	Initial Negative	Repeat Test Negative	Pending Lab Result
NPHRL	52	5	9	25	1	9
Total	52	5	9	25	1	9

Summary of COVID-19 Contact Tracing in Response Counties

County	New Contacts Line listed	Cumulative Contacts	No. of Health Care Workers as Contacts	Cumulative no. of Health Care Workers as contacts	Contacts became a case	Cumulative contacts that became a case	Contacts Completed 14 Days	Cumulative Contacts Completing 14 Days	Contacts Under Follow-up	Contacts lost to Follow-up
Montserrado	0	3665	0	425	0	152	0	2951	647	3
Margibi	14	321	0	91	0	22	32	253	46	0
Grand Bassa	1	138	0	65	0	9	2	120	9	0
Sinoe	0	181	0	29	0	1	0	128	53	0
Gbarpolu	0	87	0	13	0	8	0	47	34	0
Lofa	34	469	4	76	9	17	1	262	202	0
Nimba	0	506	0	41	0	13	30	452	63	2
Bong	0	219	0	70	0	18	0	0	192	2
Grand CapeMount	0	21	0	0	0	0	0	0	21	0
RiverGee	0	49	0	13	0	0	0	0	49	0
Maryland	1	47	1	21	0	0	0	0	47	0
Bomi	4	93	0	10	1		0	0	93	0
National	54	5796	11	854	10	240	65	4213	1456	7

Bong and Montserrado did not send report

Active Case Finding (16 March – 04 July 2020)

County	Visitation				Identification, Investigation & Testing								Supervision		
	No. of communities Assigned	No. of communities Visited	No. of Households Assigned	No. of Households Visited	Sick persons Identified	Cumulative Sick persons identified	Sick persons referred for Investigation	Cumulative Sick person referred for Investigation	Sick persons Investigated	Cumulative Sick persons Investigated	Sick persons investigated and referred for testing	Cumulative Sick persons investigated and referred for testing	No. of Sick persons followed-up today	No. of supervision visits	No. of Supervisory Calls
Bomi	127	20	1000	1000	2	2	2	2	2	2	2	0	0	2	2
Bong	205	95	15564	1064	5	19	5	19	5	19	0	0	5	0	0
Montserrado	250	0	0	64883	11	647	11	332	11	313	11	264	0	0	0
Margibi	15	15	15	132	0	4	0	4	0	16	0	10	7	8	7
Maryland	1	1	6	6	0	1	1	1	1	1	0	0	1	0	0
Grand Cape Mount	1	1	19	19	0	0	0	0	0	0	0	0	0	0	0
Sincee	90	90	5232	2534	0	619	169	169	0	169	0	1	0	5	5
River Gee	100	80	50	20	0	24	0	24	0	24	0	24	37	6	0
Gbarpolu	52	49	1270	409	13	202	13	202	13	202	13	25	33	0	0
Grand Bassa	15	15	235	212	0	155	0	155	0	155	0	0	0	0	0
Nimba	430	381	2460	1233	0	44	0	44	0	44	0	32	13	0	0
Lofa	130	130	734	734	0	46	0	46	0	46	0	46	0	35	102
National	1401	862	26350	72034	31	1589	196	824	32	817	26	402	91	56	116

Thank you for Listening