



Liberia COVID-19 Daily Sitrep 113

(06th July 2020)

Summary of COVID-19 Cases by Reporting County, Liberia, 16 March – 06 July 2020

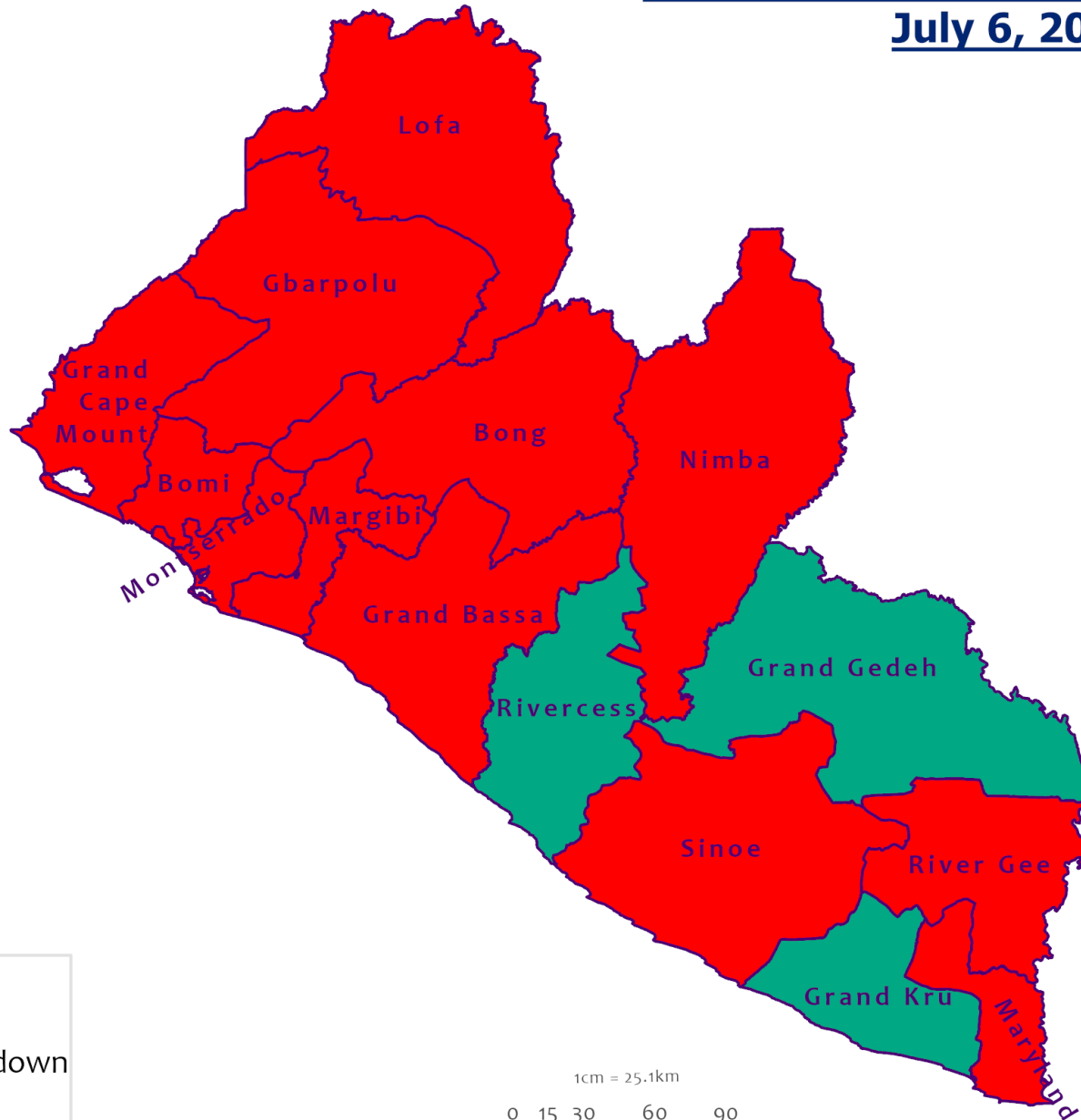
County			Confirmed Cumulative Cases
	Confirmed Cases	Cases on Contact List	
Bomi	1	1	9
Bong	0	0	33
Gbarpolu	0	0	10
Grand Bassa	0	0	10
Grand Cape Mount	0	0	1
Grand Kru	0	0	1
Lofa	0	0	21
Margibi	0	0	55
Maryland	0	0	12
Montserrado	19	0	706
Nimba	2	1	43
River Gee	4	3	11
Sinoe	0	0	5
NATIONAL	26	5	917

Demographic Breakdown (Gender & Age) of Confirmed COVID-19 Cases (16 March – 06 July 2020)




County	<15 years		15 - 34		35 - 54		55+		All ages		Total Confirmed
	M	F	M	F	M	F	M	F	M	F	
Bomi	0	2	1	1	3	1	0	1	4	5	9
Bong	3	1	1	5	8	6	6	3	18	15	33
Gbarpolu	1	2	0	2	3	1	1	0	5	5	10
Grand Bassa	1	0	2	6	0	1	0	0	3	7	10
Grand Cape Mount	0	0	0	0	0	0	1	0	1	0	1
Grand Kru	0	0	1	0	0	0	0	0	1	0	1
Lofa	2	0	3	1	8	2	4	1	17	4	21
Margibi	3	3	11	7	12	6	7	6	33	22	55
Maryland	0	0	5	2	4	0	0	1	9	3	12
Montserrado	33	32	182	91	191	76	67	34	473	233	706
Nimba	0	1	11	5	18	2	3	3	32	11	43
River Gee	0	0	3	0	5	1	2	0	10	1	11
Sinoe	0	0	1	0	3	1	0	0	4	1	5
National	43	41	221	120	255	97	91	49	610	307	917



Counties COVID-19 Status in Liberia July 6, 2020



County Status

-  Preparedness
-  28-Day Countdown
-  Response



Data Source: NPHIL/MoH

Demographic Breakdown (Gender & Age) of Confirmed COVID-19 Deaths (16 March – 06 July 2020)

County	<15 years		15 - 34		35 - 54		55+		All ages		Total Confirmed
	M	F	M	F	M	F	M	F	M	F	
Bong	0	0	1	0	0	0	3	0	4	0	4
Gbarpolu	0	0	0	0	1	0	1	0	2	0	2
Grand Bassa	0	0	0	0	0	0	0	0	0	0	0
Grand Kru	0	0	0	0	0	0	0	0	0	0	0
Lofa	0	0	0	0	0	0	3	1	3	1	4
Margibi	0	0	0	0	0	0	0	1	0	1	1
Maryland	0	0	0	0	0	0	0	1	0	1	1
Montserrado	0	0	0	0	9	5	7	2	16	7	23
Nimba	0	0	1	0	2	1	1	0	4	1	5
River Gee	0	0	0	0	0	0	0	0	0	0	0
Sinoe	0	0	1	0	0	0	0	0	1	0	1
National	0	0	3	0	12	6	15	5	30	11	41

Summary of COVID-19 Deaths by Reporting County, Liberia, 16 March – 06 July 2020

County	DAILY REPORT								Cumulative Deaths
	New Suspected Deaths	Laboratory Confirmed Deaths						Confirmed Deaths on Contact List	
		COVID-19 Treatment Unit	Total in COVID-19 Treatment Unit	Health Facility	Total in Health Facility	Community	Total in Community		
Bong	0	0	0	0	3	0	1	0	4
Gbarpolu	0	0	0	0	2	0	0	0	2
Grand Bassa	0	0	0	0	0	0	0	0	0
Grand Kru	0	0	0	0	0	0	0	0	0
Lofa	0	0	0	0	3	0	1	0	4
Maryland	0	0	0	0	1	0	0	0	1
Margibi	0	0	0	0	1	0	0	0	1
Montserrado	0	0	6	0	6	0	11	0	23
Nimba	0	0	0	0	4	0	1	0	5
River Gee	0	0	0	0	0	0	0	0	0
Sinoe	0	0	0	0	1	0	0	0	1
National	0	0	6	0	21	0	14	0	41

The Liberia Case Fatality rate (CFR) officially considered is for deaths that occurred among patients in care at the COVID-19 treatment units across the country. As of 1 June 2020, a total of 4 deaths have been recorded CFR=1.21%. The country is however keeping active surveillance on community deaths and deaths in non COVID-19 treatment health units.

Daily and Cumulative Healthcare Worker (HCW) COVID-19 Cases and Deaths by County, Liberia, 16 March – 06 July 2020

County	DAILY REPORT						CUMULATIVE CASES (ALIVE & DEAD)	
	New Suspected & High Risk Cases (Alive)			New Suspect Death	Laboratory Confirmed Cases	Confirmed Cases on Contact List	Confirmed	Deaths
	Suspect	High Risk	Total					
Bomi	0	0	0	0	1	1	3	0
Bong	0	0	0	0	0	0	17	3
Gbarpolu	0	0	0	0	0	0	1	1
Grand Bassa	0	0	0	0	0	0	4	0
Grand Kru	0	0	0	0	0	0	0	0
Lofa	0	0	0	0	0	0	8	0
Margibi	0	0	0	0	0	0	9	1
Maryland	0	0	0	0	0	0	10	0
Montserrado	0	0	0	0	0	0	37	1
Nimba	0	0	0	0	0	0	4	0
River Gee	0	0	0	0	3	3	7	0
Sinoe	0	0	0	0	0	0	2	0
NATIONAL	0	0	0	0	4	4	102	6

Cadre Cases and Deaths by Health Care Workers

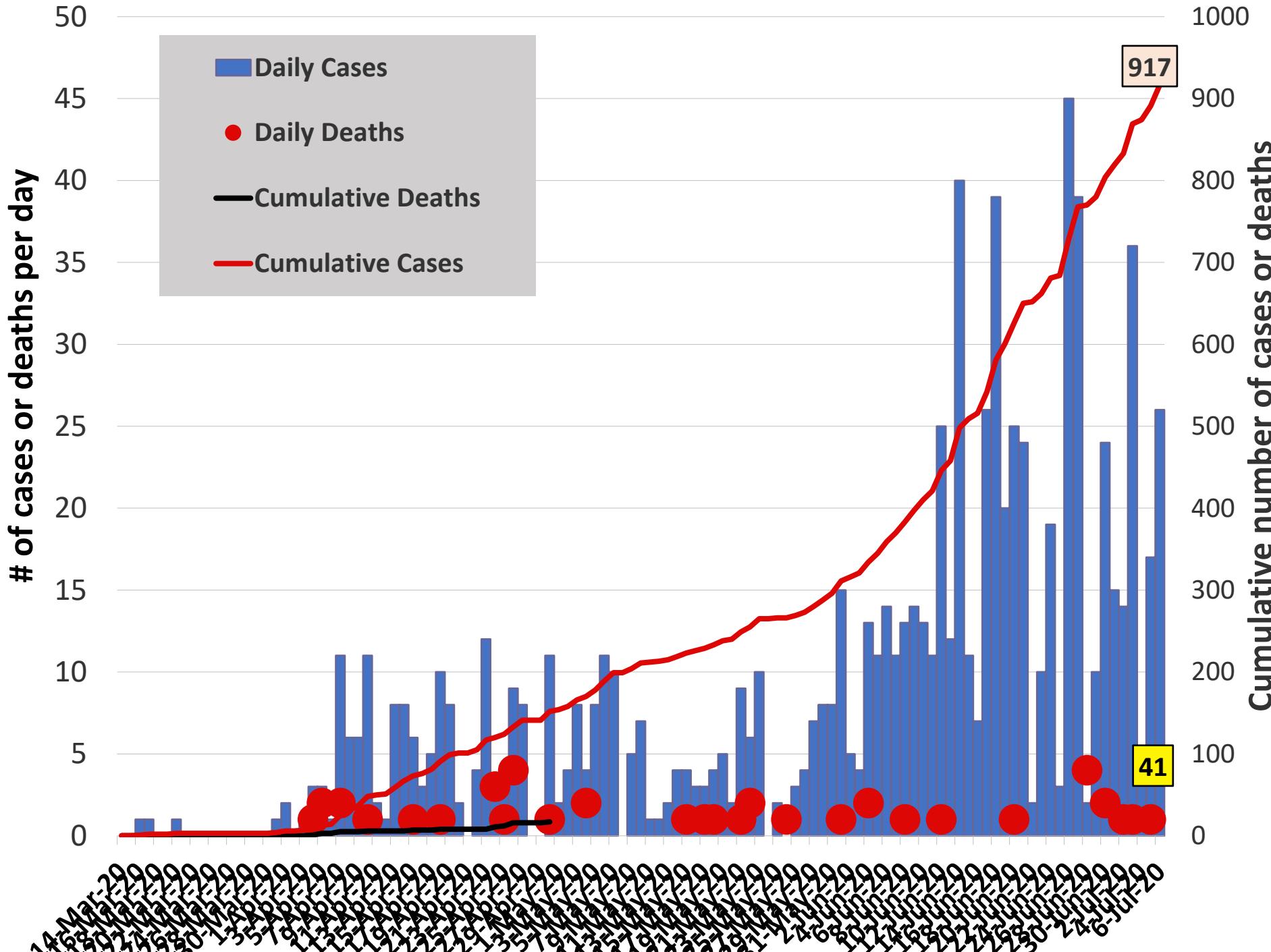
(16 March – 06 July 2020)

Health Care Worker Cadre	Montserratado		Margibi		Nimba		River Gee		Sinoe		Grand Kru		Gbarpolu		Bong		Lofa		Grand Bassa		Maryland		Bomi		National (Total)	
	Cases	Deaths	Cases	Deaths	Cases	Deaths	Cases	Deaths	Cases	Deaths	Cases	Deaths	Cases	Deaths	Cases	Deaths	Cases	Deaths	Cases	Deaths	Cases	Deaths	Cases	Deaths	Cases	Deaths
Doctors	6	0	0	0	1	0	0	0	0	0	0	0	0	0	1	0	0	0	0	0	0	0	0	0	8	0
Pharmacists	1	0	0	0	0	0	0	0	0	0	0	0	0	0	0	0	0	0	0	0	0	0	0	0	1	0
Nurses	15	1	3	0	2	0	3	0	0	0	0	0	1	1	12	1	5	0	3	0	0	0	1	0	45	3
Midwife	0	0	0	0	0	0	1	0	0	0	0	0	0	0	0	0	0	0	0	0	0	0	0	0	1	0
Radiologist	1	0	0	0	0	0	0	0	0	0	0	0	0	0	0	0	0	0	0	0	0	0	0	0	1	0
Physician Assistants	0	0	0	0	0	0	1	0	0	0	0	0	0	0	0	0	0	0	0	0	0	0	0	0	1	0
Lab Technician	4	0	1	0	1	0	0	0	1	0	0	0	0	0	0	0	1	0	0	0	10	0	0	0	18	0
Environmental Health Technicians	6	0	0	0	0	0	0	0	0	0	0	0	0	0	0	0	0	0	0	0	0	0	0	0	6	0
Microbiologist	1	0	0	0	0	0	0	0	0	0	0	0	0	0	0	0	0	0	0	0	0	0	0	0	1	0
Epidemiologist	2	0	0	0	0	0	0	0	0	0	0	0	0	0	0	0	0	0	0	0	0	0	0	0	2	0
Dieticians	0	0	5	1	0	0	0	0	0	0	0	0	0	0	0	0	0	0	0	0	0	0	0	0	5	1
Dispenser	0	0	0	0	0	0	0	0	0	0	0	0	0	0	2	1	0	0	0	0	0	0	0	0	2	1
Licensed Practical Nurse	0	0	0	0	0	0	0	0	0	0	0	0	0	0	1	1	0	0	0	0	0	0	0	0	1	1
Psychosocial Worker	1	0	0	0	0	0	0	0	0	0	0	0	0	0	0	0	0	0	0	0	0	0	0	0	1	0
Hygienist	0	0	0	0	0	0	0	0	0	0	0	0	0	0	1	0	0	0	0	0	0	0	0	0	1	0
Logistician	0	0	0	0	0	0	0	0	0	0	0	0	0	0	0	0	0	0	1	0	0	0	0	0	1	0
Vaccinator	0	0	0	0	0	0	0	0	0	0	0	0	0	0	0	0	0	0	0	0	0	0	1	0	1	0
Ambulance Driver	0	0	0	0	0	0	0	0	0	0	0	0	0	0	0	0	2	0	0	0	0	0	0	0	2	0
Procurement Officer	0	0	0	0	0	0	0	0	1	0	0	0	0	0	0	0	0	0	0	0	0	0	0	0	1	0
Registrar	0	0	0	0	0	0	0	0	0	0	0	0	0	0	0	0	0	0	0	0	0	0	1	0	1	0
CHT Secretary	0	0	0	0	0	0	1	0	0	0	0	0	0	0	0	0	0	0	0	0	0	0	0	0	1	0
Hospital Administrator	0	0	0	0	0	0	1	0	0	0	0	0	0	0	0	0	0	0	0	0	0	0	0	0	1	0
Total:	37	1	9	1	4	0	7	0	2	0	0	0	1	1	17	3	8	0	4	0	10	0	3	0	102	6

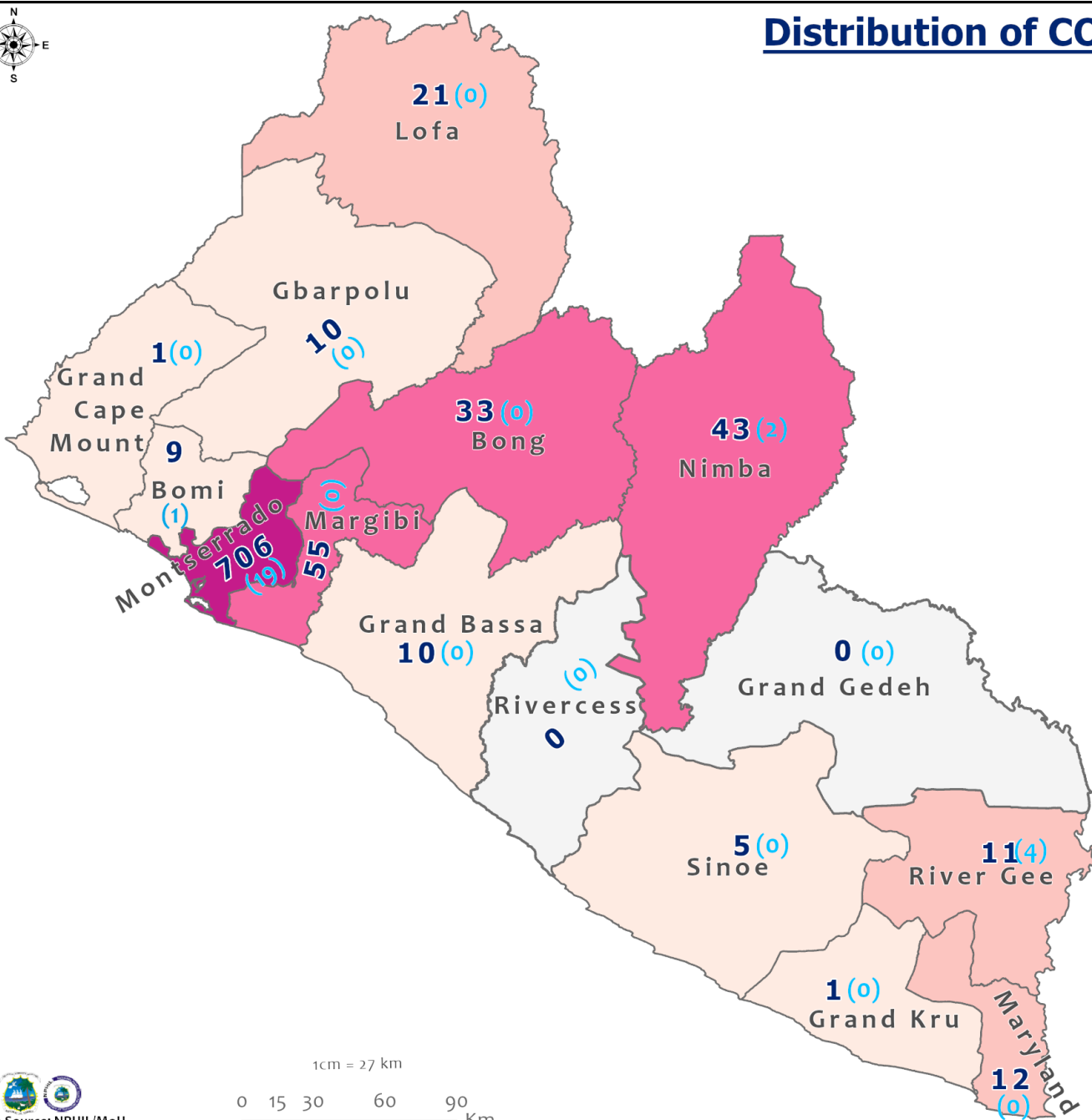
Suspected and High Risk Cases and Deaths (16 March – 06 July 2020)

County	New Suspected	Cumulative Suspected	New High Risk	Cumulative High Risk	New Suspected Deaths	Cumulative Suspected Deaths
Montserrado	0	0	0	0	0	0
Margibi	2	6	0	30	0	1
Maryland	0	19	0	16	0	4
Bong	1	20	0	157	0	3
River Gee	5	34	2	18	0	0
Lofa	2	67	34	72	2	52
Grand Cape Mount	0	21	0	0	0	0
Bomi	0	2	0	67	0	0
Sinoe	0	46	0	54	0	7
Grand Kru	0	14	0	21	0	1
Gbarpolu	0	81	0	13	0	0
Grand Bassa	0	43	0	32	0	0
Nimba	0	159	12	159	0	13
National	10	512	48	639	2	81

No report from Montserrado County for this slide.


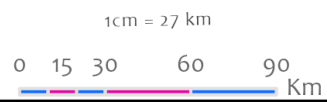
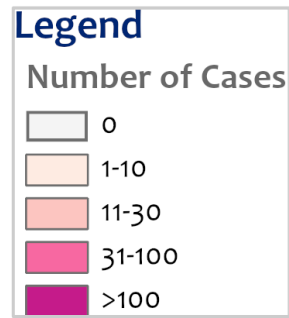


Distribution of COVID-19 Cases by County in Liberia - July 6, 2020



Total cumulative cases:
917

Total new cases:
26



COVID-19 Cases by District in Liberia - July 6, 2020

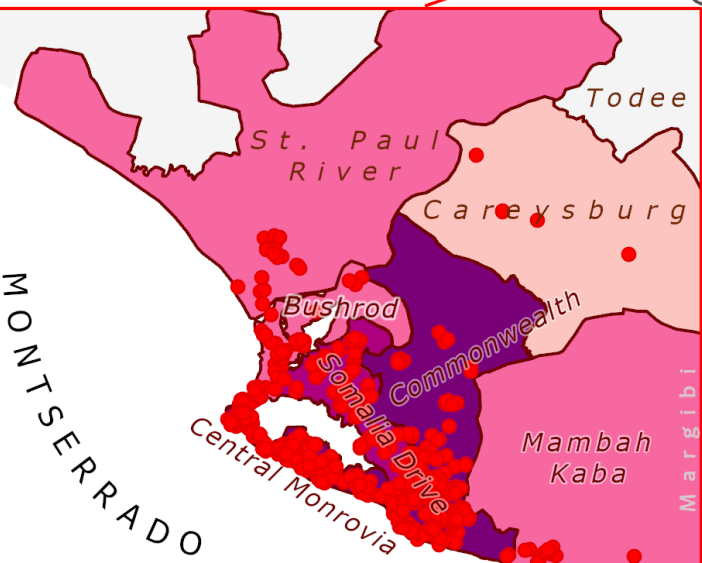
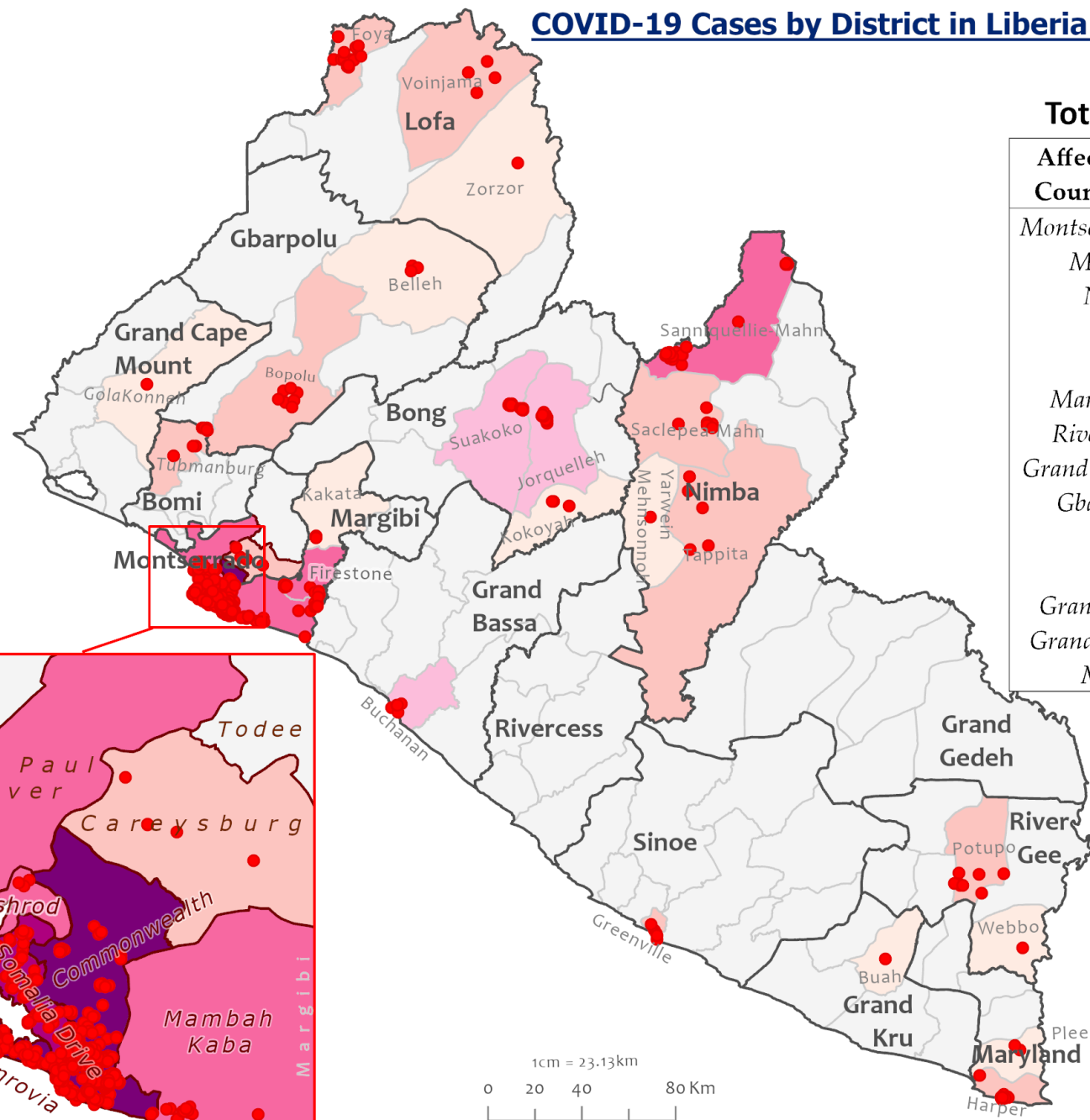
Total Cases: 917

Affected Counties	Cumulative Cases
Montserrado	706
Margibi	55
Nimba	43
Bong	33
Lofa	21
Maryland	12
River Gee	11
Grand Bassa	10
Gbarpolu	10
Bomi	9
Sinoe	5
Grand Kru	1
Grand Cape Mount	1



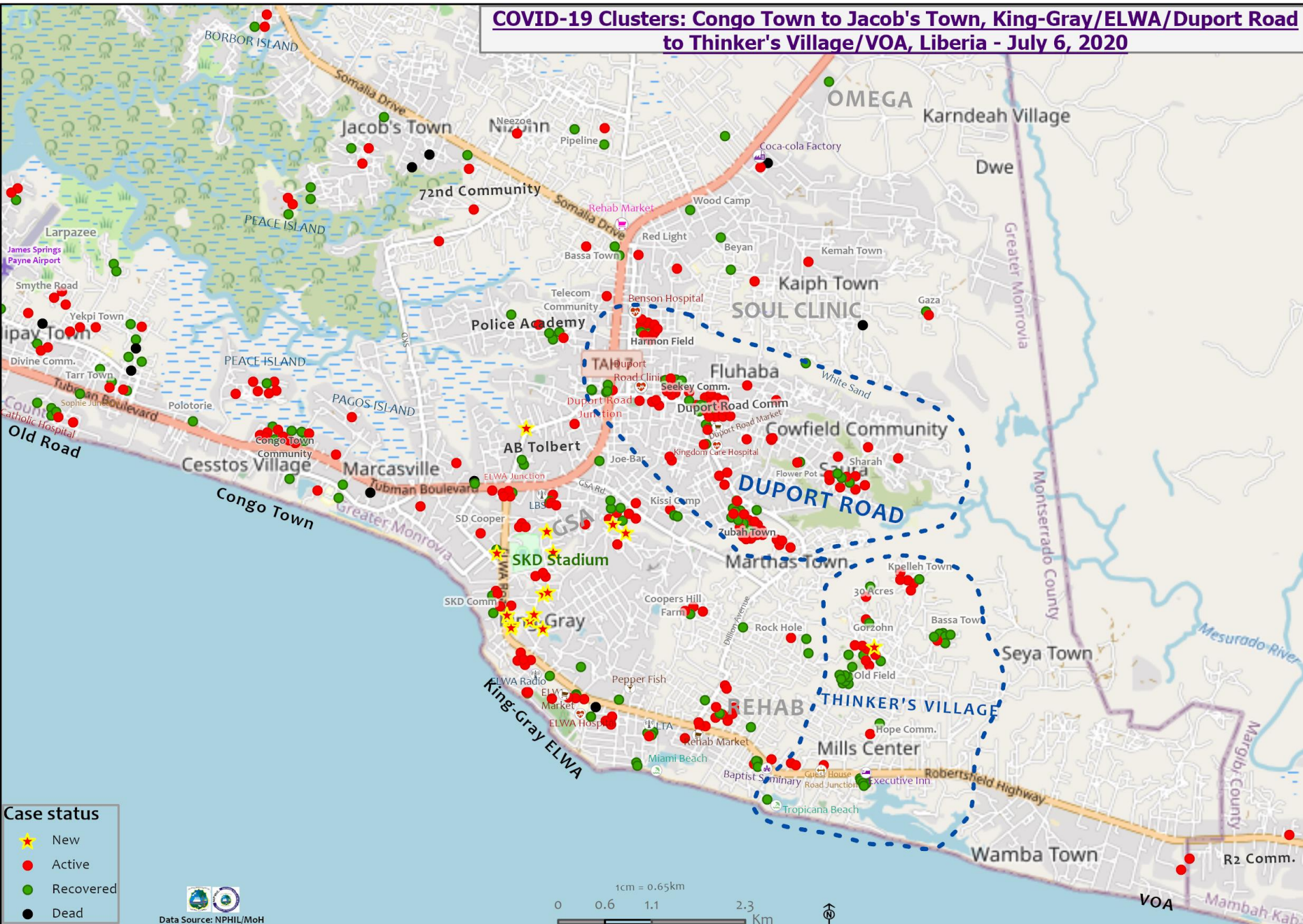
Legend

- Confirmed cases
- Red dot
- Cases / District
- 0
 - 1-3
 - 4-10
 - 11-20
 - 21-57
 - 58-75
 - 78-309



Data Source: NPHIL/MoH

COVID-19 Clusters: Congo Town to Jacob's Town, King-Gray/ELWA/Duport Road to Thinker's Village/VOA, Liberia - July 6, 2020



Precautionary Observation Centers (POC): Admission and Discharges

County	Precautionary Observation Centers				Cumulative Move to Treatment
	New admissions	Currently in POC	Daily Discharges	Cumulative Discharges (not including transferred)	
Bomi	0	0	0	0	0
Bong	0	0	0	0	0
Gbarpolu	0	0	0	0	0
Grand Bassa	0	4	0	32	0
Margibi	0	21	0	71	0
Maryland	4	5	2	0	7
Montserrado	0	0	0	0	0
Nimba	0	3	0	31	0
River Gee	0	9	0	0	0
Sinoe	0	53	0	128	0
Lofa	4	12	0	195	0
NATIONAL	8	107	2	457	7

Montserrado County is not reporting POC data due to lack of data officer at the POCs.

14 Military Hospital & Union Treatment Center Daily Report – July 06, 2020

Treatment Facility Name	New admissions	Daily Discharges	Cumulative Recoveries	Daily Deaths	Cumulative Deaths	*Currently in treatment	Available Bed Occupancy %
14 Military Hospital Treatment Unit	2	14	351	1	6	74	36
Union Treatment Center	1	0	0	0	0	36	17
TOTAL	3	14	351	1	6	110	53

Demographic Breakdown of Cases

Treatment Facility Name	Total Census	Total Adult	Total Children	Total Female	Total Male	Total Confirm	Others	Pregnant	Children			
									<1	1-5	6-10	11-17
14 Military Hospital Treatment Unit	74	69	5	18	56	72	2	1	1	3	0	1
Union Treatment Center	36	33	3	11	25	35	1	0	0	0	2	1
TOTAL	110	102	8	29	81	107	3	1	1	3	2	2

*107 Confirmed cases + 3 Special cases = 110 Total patients

Recoveries from Treatment Units (16 March – 06 July 2020)

COVID-19 Treatment Units				
Treatment Unit	New admissions	Cumulative admissions	Recoveries	Cumulative Recoveries
14 Military Hospital & Union Treatment Center, Montserrado	3	457	14	353
Chief Jallahlone Hospital, Gbarpolu	0	3	0	1
Jackson F. Doe Hospital, Nimba	0	2	0	1
E&J Medical Center, Nimba	1	12	0	0
Ganta Methodist Hospital, Nimba	0	1	0	1
AML Yekepa, Nimba	0	8	0	0
Pleebo Health Center, Maryland	7	11	0	1
Rally Time Hospital, Grand Kru	0	1	0	1
Fish Town Hospital, River Gee	3	10	0	1
St. Timothy Hospital, Grand Cape Mount	0	1	0	0
Liberia Government Hospital, Bomi	0	4	0	0
Tellewoyan Hospital, Lofa	0	10	0	3
Phebe Hospital, Bong	5	22	2	2
Liberia Government Hospital, Grand Bassa	0	4	0	3
Arcelor Mittal, Grand Bassa	0	5	0	5
Duside Hospital, Margibi	0	35	1	20
F. J. Grant Hospital, Sinoe	0	4	0	2
Total	19	590	17	394

Admissions, Currently in Treatment, and Discharges

COVID-19 Treatment Units									
Treatment Unit	New admissions	Cumulative admissions	Discharges	Cumulative Discharges	Currently in Treatment Unit	Total Males	Total Females	0-35 yrs	36+ yrs
Liberia Government Hospital, Bomi	0	4	0	0	4	2	2	1	3
Phebe Hospital, Bong	5	22	2	2	20	11	9	11	9
Chief Jallahlone Hospital, Gbarpolu	0	3	0	1	0	0	0	0	0
Arcelor Mittal, Grand Bassa	0	5	0	5	0	0	0	0	0
Liberia Government Hospital, Grand Bassa	0	4	0	3	0	0	0	0	0
St. Timothy Hospital, Grand Cape Mount	0	1	0	0	1	1	0	0	1
Rally Time Hospital, Grand Kru	0	1	0	1	0	0	0	0	0
Tellewoyan Hospital, Lofa	0	10	0	3	9	7	2	2	7
Duside Hospital, Margibi*	0	33	1	20	13	8	5	5	8
Pleebo Health Center, Maryland	7	11	0	1	10	7	3	9	1
Jackson F. Doe Hospital, Nimba	0	2	0	1	0	0	0	0	0
E&J Medical Center, Nimba	1	12	0	0	12	9	3	2	10
AML Yekepa, Nimba	0	8	0	0	8	5	3	2	6
Ganta Methodist Hospital, Nimba	0	1	0	1	0	0	0	0	0
Fish Town Hospital, River Gee	3	10	0	1	9	7	2	3	6
F. J. Grant Hospital, Sinoe	0	4	0	2	2	1	1	0	2
Total	16	131	3	41	88	58	30	35	53

Laboratory Samples Evaluated – July 06, 2020

Laboratory	Total	New Positive	Repeat Positive	Initial Negative	Repeat Test Negative	Pending Lab Result
NPHRL	181	26	2	141	0	12
Total	181	26	2	141	0	12

Summary of COVID-19 Contact Tracing in Response Counties

County	New Contacts Line listed	Cumulative Contacts	No. of Health Care Workers as Contacts	Cumulative no. of Health Care Workers as contacts	Contacts became a case	Cumulative contacts that became a case	Contacts Completed 14 Days	Cumulative Contacts Completing 14 Days	Contacts Under Follow-up	Contacts lost to Follow-up
Montserrat	0	0	0	0	0	0	0	0	0	0
Margibi	0	321	0	91	0	22	32	221	46	0
Grand Bassa	0	138	0	65	0	9	2	120	9	0
Sinoe	0	181	0	29	0	1	0	128	53	0
Gbarpolu	0	87	0	13	0	8	0	53	34	0
Lofa	16	507	0	76	0	17	26	288	205	0
Nimba	4	524	4	45	1	19	6	458	69	2
Bong	0	219	0	70	0	18	35	35	157	2
Grand CapeMount	0	21	0	0	0	0	0	0	21	0
RiverGee	5	54	0	13	0	5	0	0	54	0
Maryland	3	50	3	24	7	7	0	0	50	0
Bomi	0	95	0	10	4	8	0	0	95	0
National	28	2197	11	436	12	114	101	1303	793	4

Montserrat County still have issues with reporting

Active Case Finding (16 March – 06 July 2020)

County	Visitation				Identification, Investigation & Testing								Supervision		
	No. of communities Assigned	No. of communities Visited	No. of Households Assigned	No. of Households Visited	Sick persons Identified	Cumulative Sick persons identified	Sick persons referred for Investigation	Cumulative Sick person referred for Investigation	Sick persons Investigated	Cumulative Sick persons Investigated	Sick persons investigated and referred for testing	Cumulative Sick persons investigated and referred for testing	No. of Sick persons followed-up today	No. of supervision visits	No. of Supervisory Calls
Bomi	127	30	1400	1400	2	2	2	2	2	2	0	0	0	4	0
Bong	259	115	17384	1676	18	32	5	19	5	19	0	0	5	0	0
Montserrado	0	0	0	0	0	0	0	0	0	0	0	0	0	0	0
Margibi	47	47	278	278	0	0	0	0	0	0	0	0	0	0	0
Maryland	30	30	182	182	0	0	0	0	0	0	0	0	0	0	0
Grand Cape Mount	1	1	19	19	0	0	0	0	0	0	0	0	0	0	0
Sinoe	90	90	5232	2534	0	619	169	169	0	169	0	1	0	5	5
River Gee	100	80	50	20	0	24	0	24	0	24	0	24	37	6	0
Gbarpolu	54	54	1270	409	2	204	2	204	0	204	0	25	33	0	0
Grand Bassa	20	20	225	225	5	162	2	162	0	162	0	0	0	0	0
Nimba	430	381	2460	1633	0	44	0	44	0	44	0	32	13	0	0
Lofa	213	213	660	660	2	67	2	67	2	67	2	67	2	49	111
National	1351	1041	28935	8811	24	960	177	510	9	510	2	149	85	64	116

Montserrado County did not send report

Thank you for Listening