



Liberia COVID-19 Daily Sitrep 115 (08th July 2020)

Summary of COVID-19 Cases by Reporting County, Liberia, 16 March – 08 July 2020

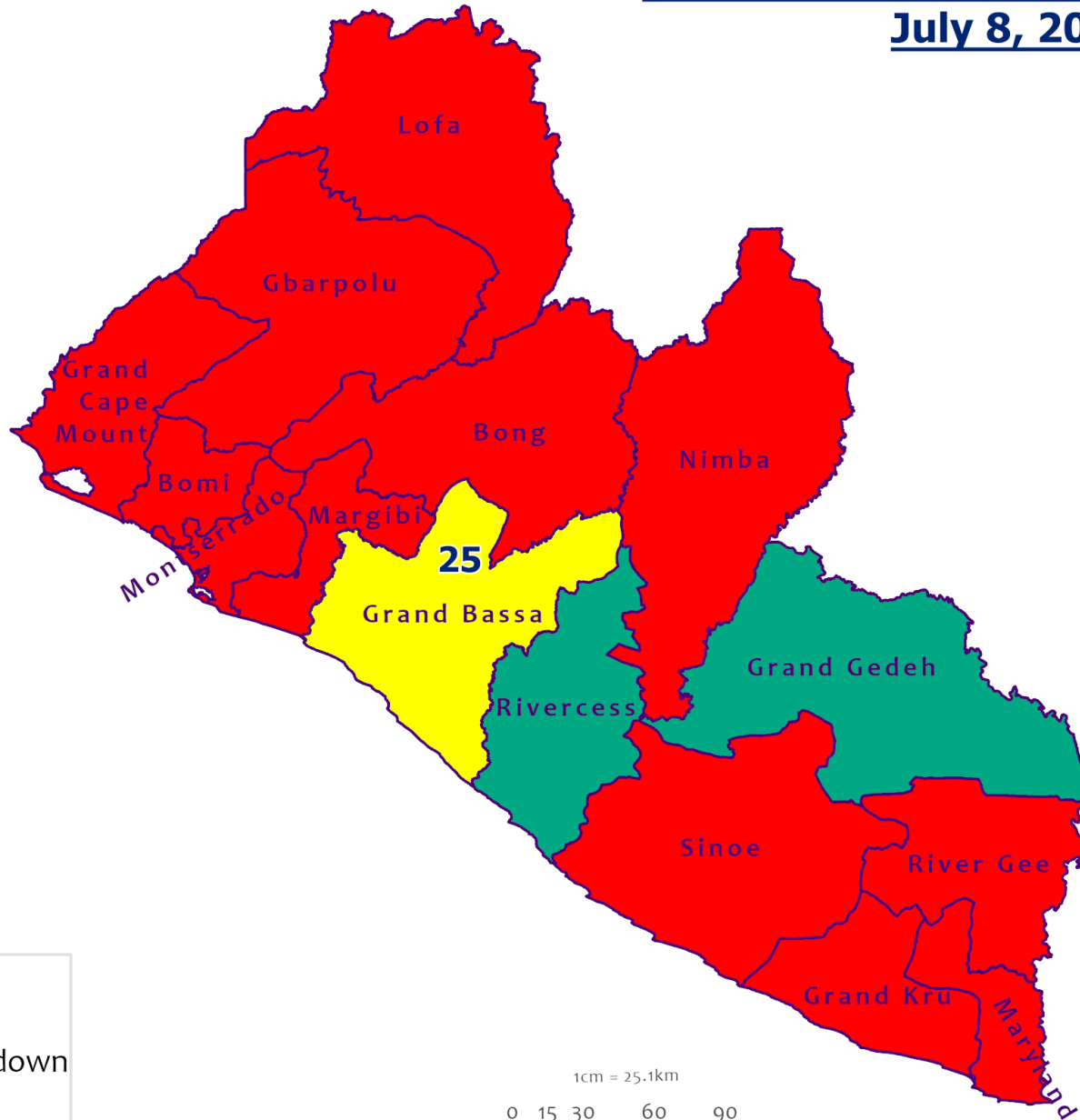
County			Confirmed Cumulative Cases
	Confirmed Cases	Cases on Contact List	
Bomi	0	0	9
Bong	0	0	34
Gbarpolu	0	0	10
Grand Bassa	0	0	10
Grand Cape Mount	0	0	1
Grand Kru	1	0	2
Lofa	7	7	29
Margibi	1	0	56
Maryland	5	0	17
Montserrado	16	0	726
Nimba	1	0	44
River Gee	0	0	14
Sinoe	0	0	5
NATIONAL	31	7	957

Demographic Breakdown (Gender & Age) of Confirmed COVID-19 Cases (16 March – 08 July 2020)

County	<15 years		15 - 34		35 - 54		55+		All ages		Total Confirmed
	M	F	M	F	M	F	M	F	M	F	
Bomi	0	2	1	1	3	1	0	1	4	5	9
Bong	3	1	1	5	8	7	6	3	18	16	34
Gbarpolu	1	2	0	2	3	1	1	0	5	5	10
Grand Bassa	1	0	2	6	0	1	0	0	3	7	10
Grand Cape Mount	0	0	0	0	0	0	1	0	1	0	1
Grand Kru	0	0	1	1	0	0	0	0	1	1	2
Lofa	2	0	4	3	11	3	5	1	22	7	29
Margibi	3	3	11	7	13	6	7	6	34	22	56
Maryland	1	0	6	2	5	1	1	1	13	4	17
Montserrado	34	32	189	95	193	78	71	34	487	239	726
Nimba	0	1	12	5	18	2	3	3	33	11	44
River Gee	0	0	3	0	7	2	2	0	12	2	14
Sinoe	0	0	1	0	3	1	0	0	4	1	5
National	45	41	231	127	264	103	97	49	637	320	957

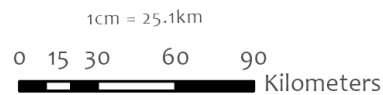


Counties COVID-19 Status in Liberia July 8, 2020



County Status

- Preparedness
- 28-Day Countdown
- Response



Data Source: NPHIL/MoH

Demographic Breakdown (Gender & Age) of Confirmed COVID-19 Deaths (16 March – 08 July 2020)

County	<15 years		15 - 34		35 - 54		55+		All ages		Total Confirmed
	M	F	M	F	M	F	M	F	M	F	
Bong	0	0	1	0	0	0	3	0	4	0	4
Gbarpolu	0	0	0	0	1	0	1	0	2	0	2
Grand Bassa	0	0	0	0	0	0	0	0	0	0	0
Grand Kru	0	0	0	0	0	0	0	0	0	0	0
Lofa	0	0	0	0	0	0	4	1	4	1	5
Margibi	0	0	0	1	0	0	0	2	0	3	3
Maryland	0	0	0	0	0	0	0	1	0	1	1
Montserrado	0	0	0	0	9	5	7	2	16	7	23
Nimba	0	0	1	0	2	1	1	0	4	1	5
River Gee	0	0	0	0	0	0	0	0	0	0	0
Sinoe	0	0	1	0	0	0	0	0	1	0	1
National	0	0	3	1	12	6	16	6	31	13	44

Summary of COVID-19 Deaths by Reporting County, Liberia, 16 March – 08 July 2020

County	DAILY REPORT								Cumulative Deaths
	New Suspected Deaths	Laboratory Confirmed Deaths						Confirmed Deaths on Contact List	
		COVID-19 Treatment Unit	Total in COVID-19 Treatment Unit	Health Facility	Total in Health Facility	Community	Total in Community		
Bong	0	0	0	0	3	0	1	0	4
Gbarpolu	0	0	0	0	2	0	0	0	2
Grand Bassa	0	0	0	0	0	0	0	0	0
Grand Kru	0	0	0	0	0	0	0	0	0
Lofa	0	0	0	0	3	1	2	0	5
Maryland	0	0	0	0	1	0	0	0	1
Margibi	0	0	0	0	3	0	0	0	3
Montserrado	0	0	6	0	6	0	11	0	23
Nimba	0	0	0	0	4	0	1	0	5
River Gee	0	0	0	0	0	0	0	0	0
Sinoe	0	0	0	0	1	0	0	0	1
National	0	0	6	0	23	1	15	0	44

The Liberia Case Fatality rate (CFR) officially considered is for deaths that occurred among patients in care at the COVID-19 treatment units across the country. As of 8 July 2020 , a total of 6 deaths have been recorded CFR=0.62%. The country is however keeping active surveillance on community deaths and deaths in non COVID-19 treatment health units.

Daily and Cumulative Healthcare Worker (HCW) COVID-19 Cases and Deaths by County, Liberia, 16 March – 08 July 2020

County	DAILY REPORT						CUMULATIVE CASES (ALIVE & DEAD)	
	New Suspected & High Risk Cases (Alive)			New Suspect Death	Laboratory Confirmed Cases	Confirmed Cases on Contact List	Confirmed	Deaths
	Suspect	High Risk	Total					
Bomi	0	0	0	0	0	0	3	0
Bong	0	0	0	0	0	0	19	3
Gbarpolu	0	0	0	0	0	0	1	1
Grand Bassa	0	0	0	0	0	0	4	0
Grand Kru	0	0	0	0	0	0	0	0
Lofa	0	0	0	0	0	0	10	0
Margibi	0	0	0	0	0	0	9	1
Maryland	0	0	0	0	0	0	10	0
Montserrado	0	0	0	0	0	0	37	1
Nimba	0	0	0	0	0	0	4	0
River Gee	0	0	0	0	0	0	7	0
Sinoe	0	0	0	0	0	0	2	0
NATIONAL	0	0	0	0	0	0	106	6

Cadre Cases and Deaths by Health Care Workers

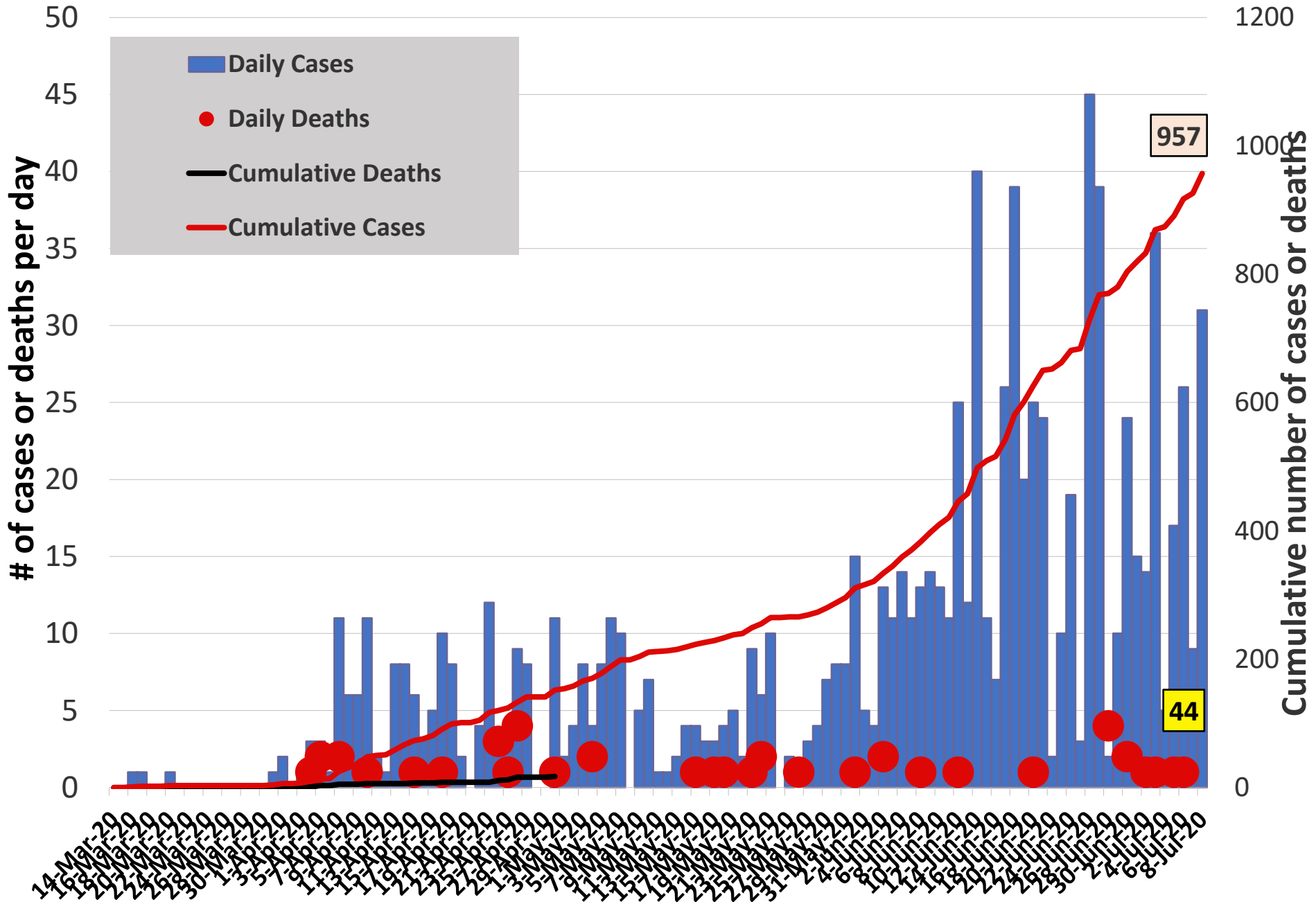
(16 March – 08 July 2020)

Health Care Worker Cadre	Montserratado		Margibi		Nimba		River Gee		Sinoe		Grand Kru		Gbarpolu		Bong		Lofa		Grand Bassa		Maryland		Bomi		National (Total)		
	Cases	Deaths	Cases	Deaths	Cases	Deaths	Cases	Deaths	Cases	Deaths	Cases	Deaths	Cases	Deaths	Cases	Deaths	Cases	Deaths	Cases	Deaths	Cases	Deaths	Cases	Deaths	Cases	Deaths	
Doctors	6	0	0	0	1	0	0	0	0	0	0	0	0	0	1	0	0	0	0	0	0	0	0	0	0	8	0
Pharmacists	1	0	0	0	0	0	0	0	0	0	0	0	0	0	0	0	0	0	0	0	0	0	0	0	0	1	0
Nurses	15	1	3	0	2	0	3	0	0	0	0	0	1	1	12	1	7	0	3	0	0	0	1	0	47	3	
Midwife	0	0	0	0	0	0	1	0	0	0	0	0	0	0	1	0	0	0	0	0	0	0	0	0	0	2	0
Radiologist	1	0	0	0	0	0	0	0	0	0	0	0	0	0	0	0	0	0	0	0	0	0	0	0	0	1	0
Physician Assistants	0	0	0	0	0	0	1	0	0	0	0	0	0	0	0	0	0	0	0	0	0	0	0	0	0	1	0
Lab Technician	4	0	1	0	1	0	0	0	1	0	0	0	0	0	0	0	1	0	0	0	10	0	0	0	18	0	
Environmental Health Technicians	6	0	0	0	0	0	0	0	0	0	0	0	0	0	0	0	0	0	0	0	0	0	0	0	6	0	
Microbiologist	1	0	0	0	0	0	0	0	0	0	0	0	0	0	0	0	0	0	0	0	0	0	0	0	1	0	
Epidemiologist	2	0	0	0	0	0	0	0	0	0	0	0	0	0	0	0	0	0	0	0	0	0	0	0	2	0	
Dieticians	0	0	5	1	0	0	0	0	0	0	0	0	0	0	0	0	0	0	0	0	0	0	0	0	5	1	
Dispenser	0	0	0	0	0	0	0	0	0	0	0	0	0	0	2	1	0	0	0	0	0	0	0	0	2	1	
Licensed Practical Nurse	0	0	0	0	0	0	0	0	0	0	0	0	0	0	1	1	0	0	0	0	0	0	0	0	1	1	
Psychosocial Worker	1	0	0	0	0	0	0	0	0	0	0	0	0	0	0	0	0	0	0	0	0	0	0	0	1	0	
Hygienist	0	0	0	0	0	0	0	0	0	0	0	0	0	1	0	0	0	0	0	0	0	0	0	0	1	0	
Logistician	0	0	0	0	0	0	0	0	0	0	0	0	0	0	0	0	0	1	0	0	0	0	0	0	1	0	
Vaccinator	0	0	0	0	0	0	0	0	0	0	0	0	0	0	0	0	0	0	0	0	0	0	1	0	1	0	
Ambulance Driver	0	0	0	0	0	0	0	0	0	0	0	0	0	0	0	0	2	0	0	0	0	0	0	0	2	0	
Procurement Officer	0	0	0	0	0	0	0	0	1	0	0	0	0	0	0	0	0	0	0	0	0	0	0	0	1	0	
Registrar	0	0	0	0	0	0	0	0	0	0	0	0	0	0	0	0	0	0	0	0	0	0	1	0	1	0	
CHT Secretary	0	0	0	0	0	0	1	0	0	0	0	0	0	0	0	0	0	0	0	0	0	0	0	0	1	0	
Hospital Administrator	0	0	0	0	0	0	1	0	0	0	0	0	0	0	0	0	0	0	0	0	0	0	0	0	1	0	
Hospital Cleaner	0	0	0	0	0	0	0	0	0	0	0	0	0	1	0	0	0	0	0	0	0	0	0	0	1	0	
Total:	37	1	9	1	4	0	7	0	2	0	0	0	1	1	19	3	10	0	4	0	10	0	3	0	106	6	

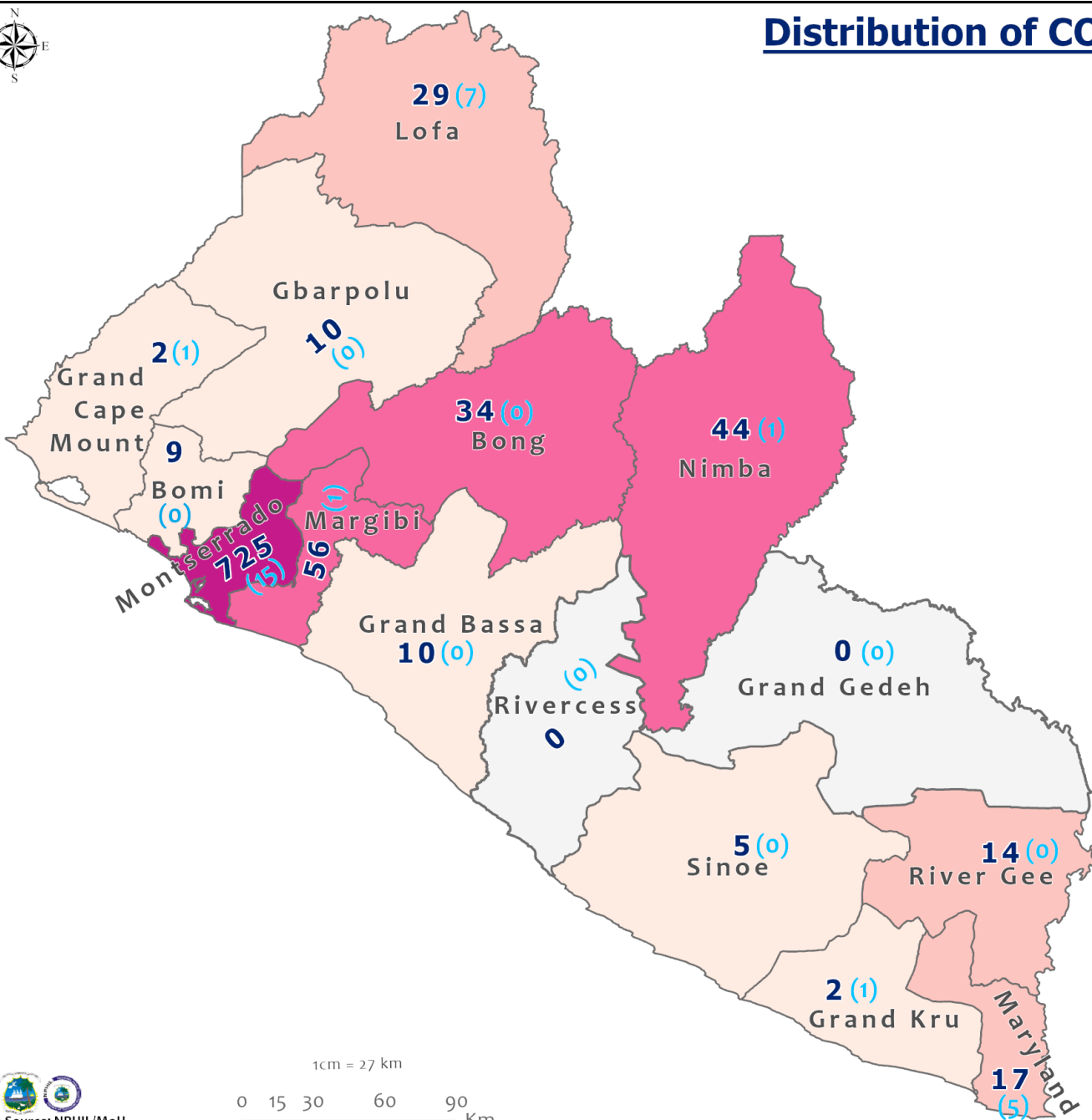
Suspected and High Risk Cases and Deaths (16 March – 08 July 2020)

County	New Suspected	Cumulative Suspected	New High Risk	Cumulative High Risk	New Suspected Deaths	Cumulative Suspected Deaths
Montserrado	118	5539	0	0	0	79
Margibi	0	6	7	44	0	1
Maryland	0	19	0	16	0	4
Bong	0	22	2	159	0	3
River Gee	5	39	2	20	0	0
Lofa	0	67	0	72	0	52
Grand Cape Mount	0	21	0	0	0	0
Bomi	0	4	0	81	0	0
Sinoe	0	46	0	54	0	7
Grand Kru	0	14	0	21	0	1
Gbarpolu	0	83	0	13	0	0
Grand Bassa	0	43	0	32	0	0
Nimba	0	159	0	173	0	13
National	123	6062	11	685	0	160

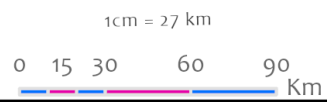

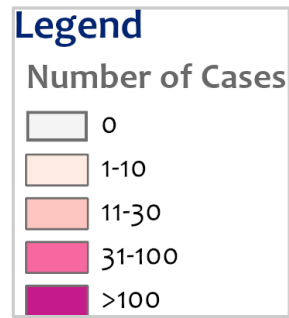
EPI-Curve of Confirmed Cases and Deaths



Distribution of COVID-19 Cases by County in Liberia - July 8, 2020



Total cumulative cases:
957
 Total new cases:
31

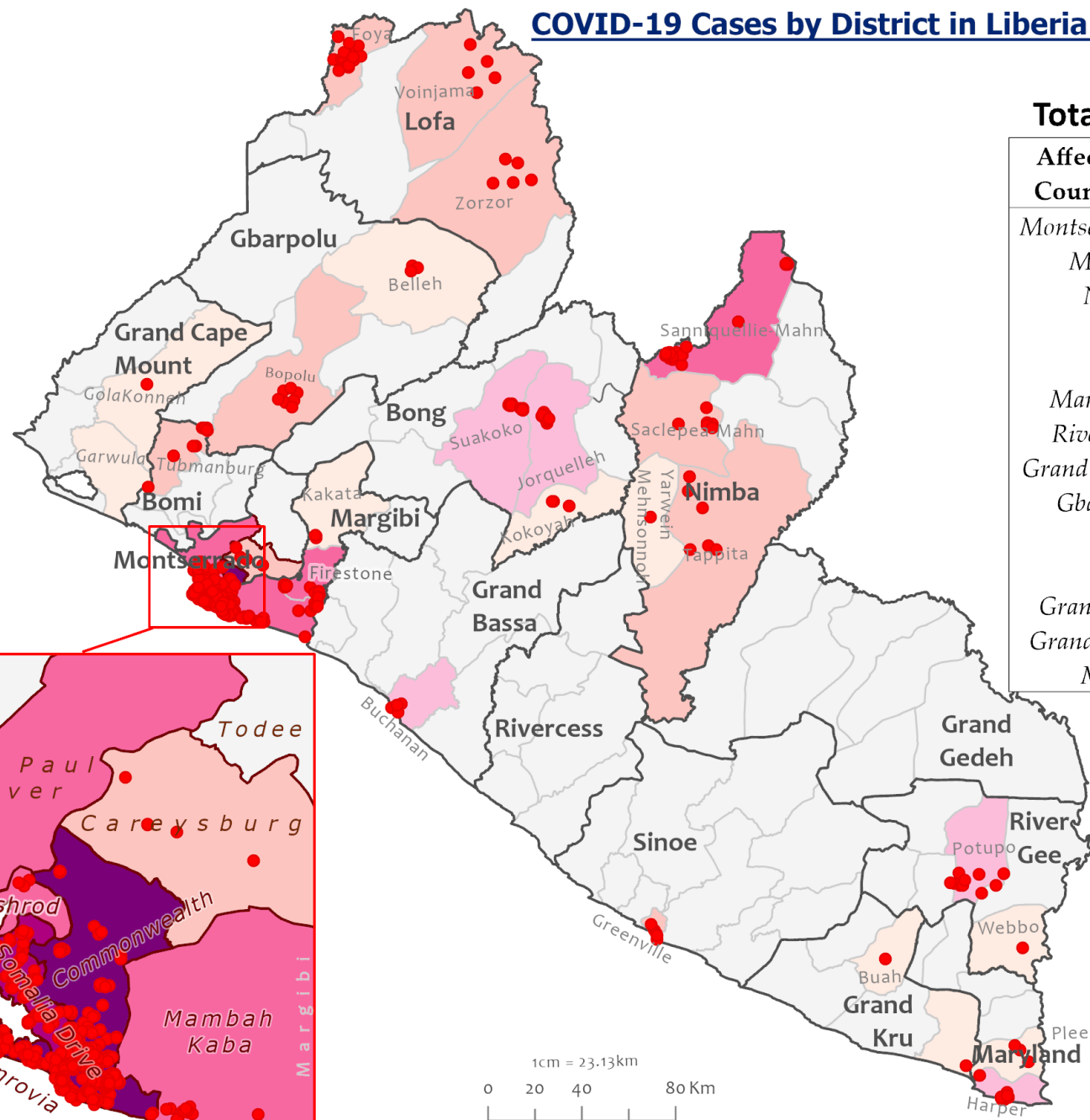


COVID-19 Cases by District in Liberia - July 8, 2020



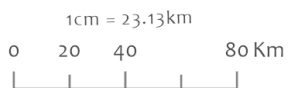
Legend

- Confirmed cases
-
- Cases / District
- 0
 - 1-3
 - 4-10
 - 11-20
 - 21-59
 - 60-77
 - 78-322



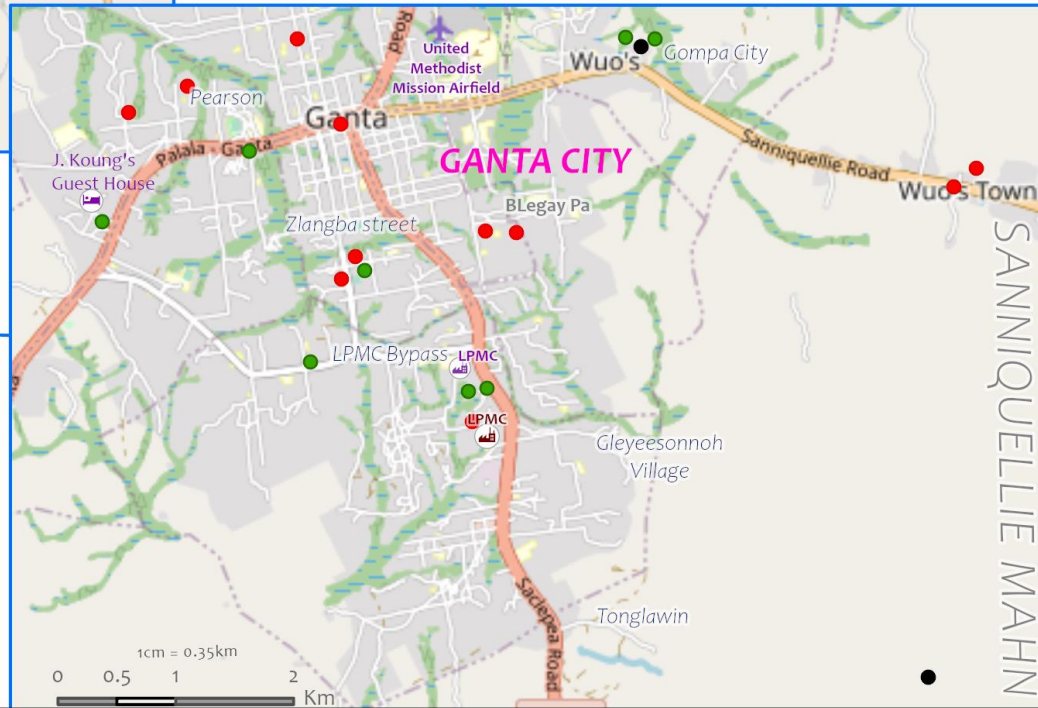
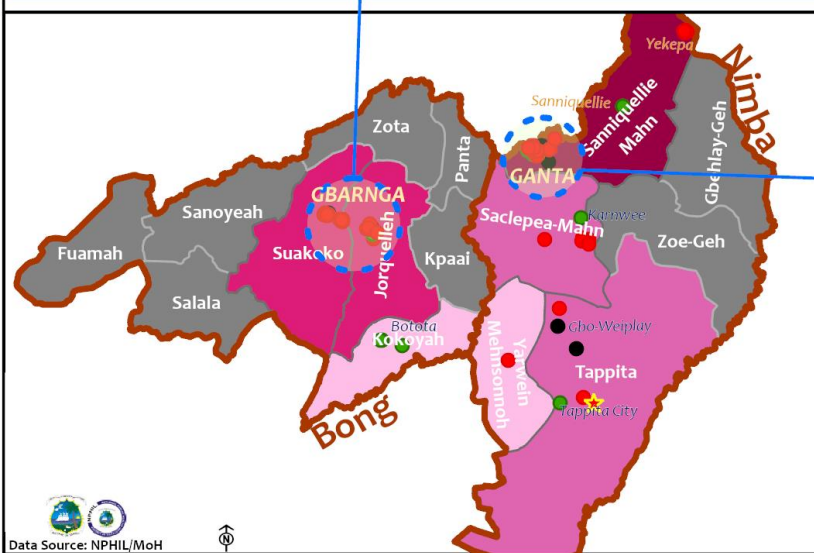
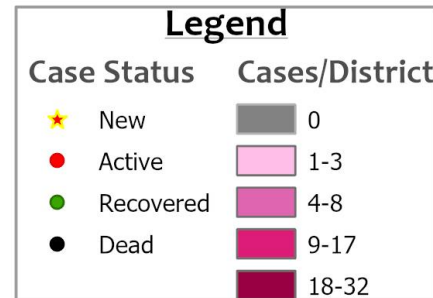
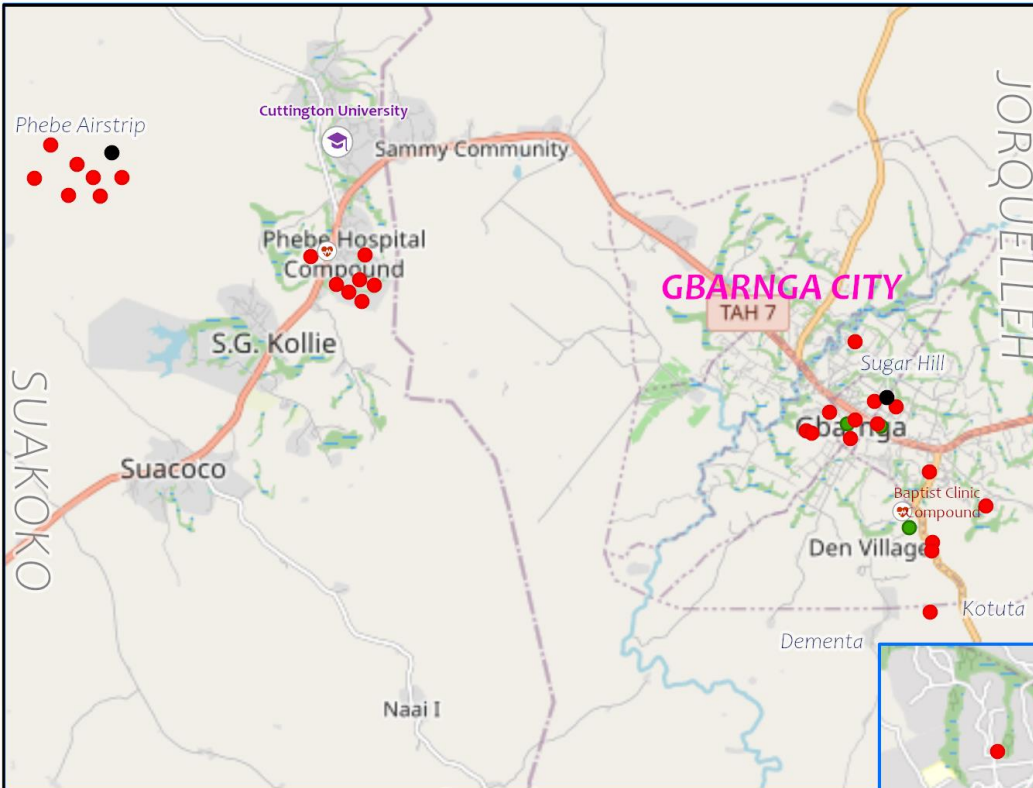
Total Cases: 957

Affected Counties	Cumulative Cases
Montserrado	725
Margibi	56
Nimba	44
Bong	34
Lofa	29
Maryland	17
River Gee	14
Grand Bassa	10
Gbarpolu	10
Bomi	9
Sinoe	5
Grand Kru	2
Grand Cape Mount	2

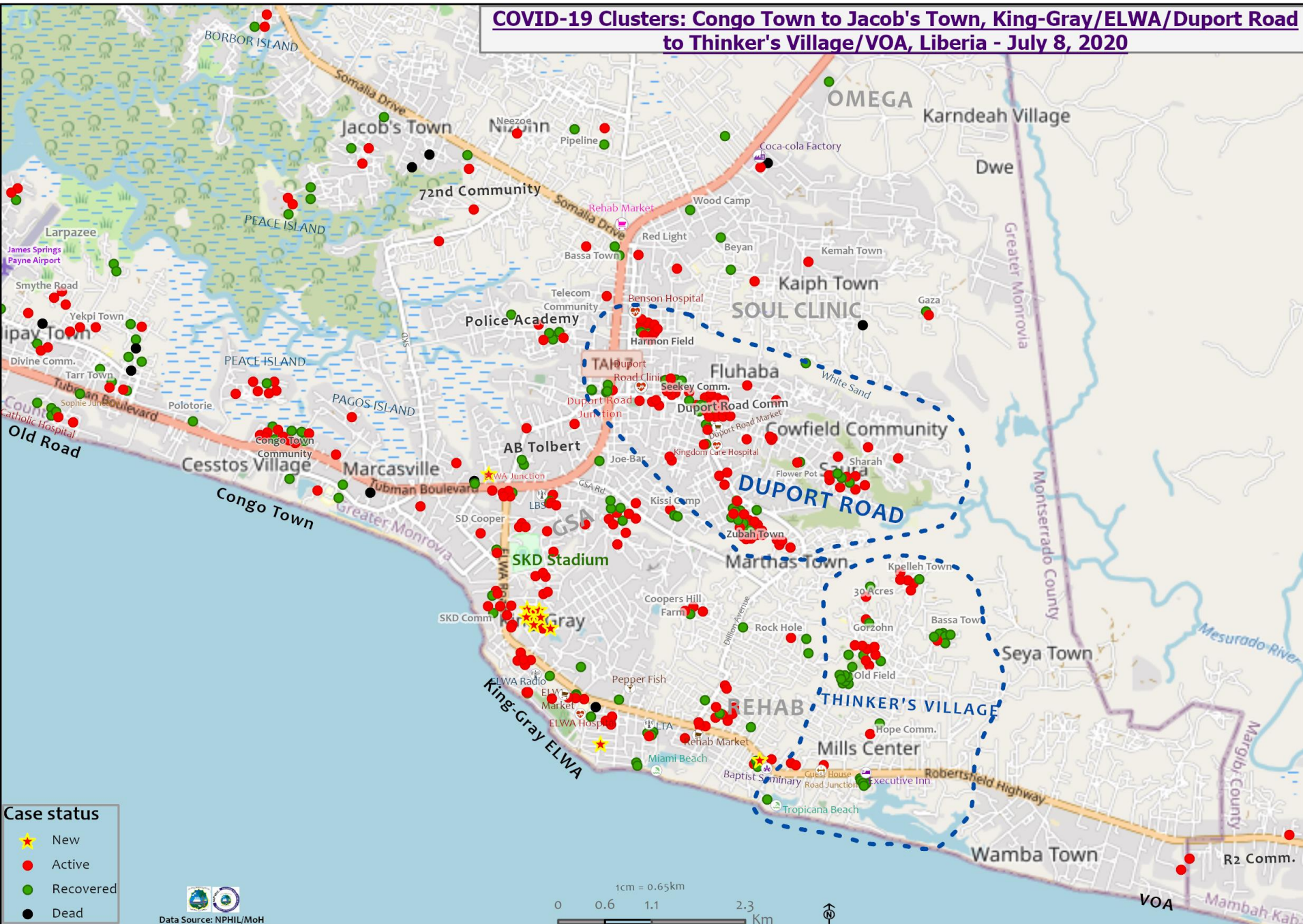


Data Source: NPHIL/MoH

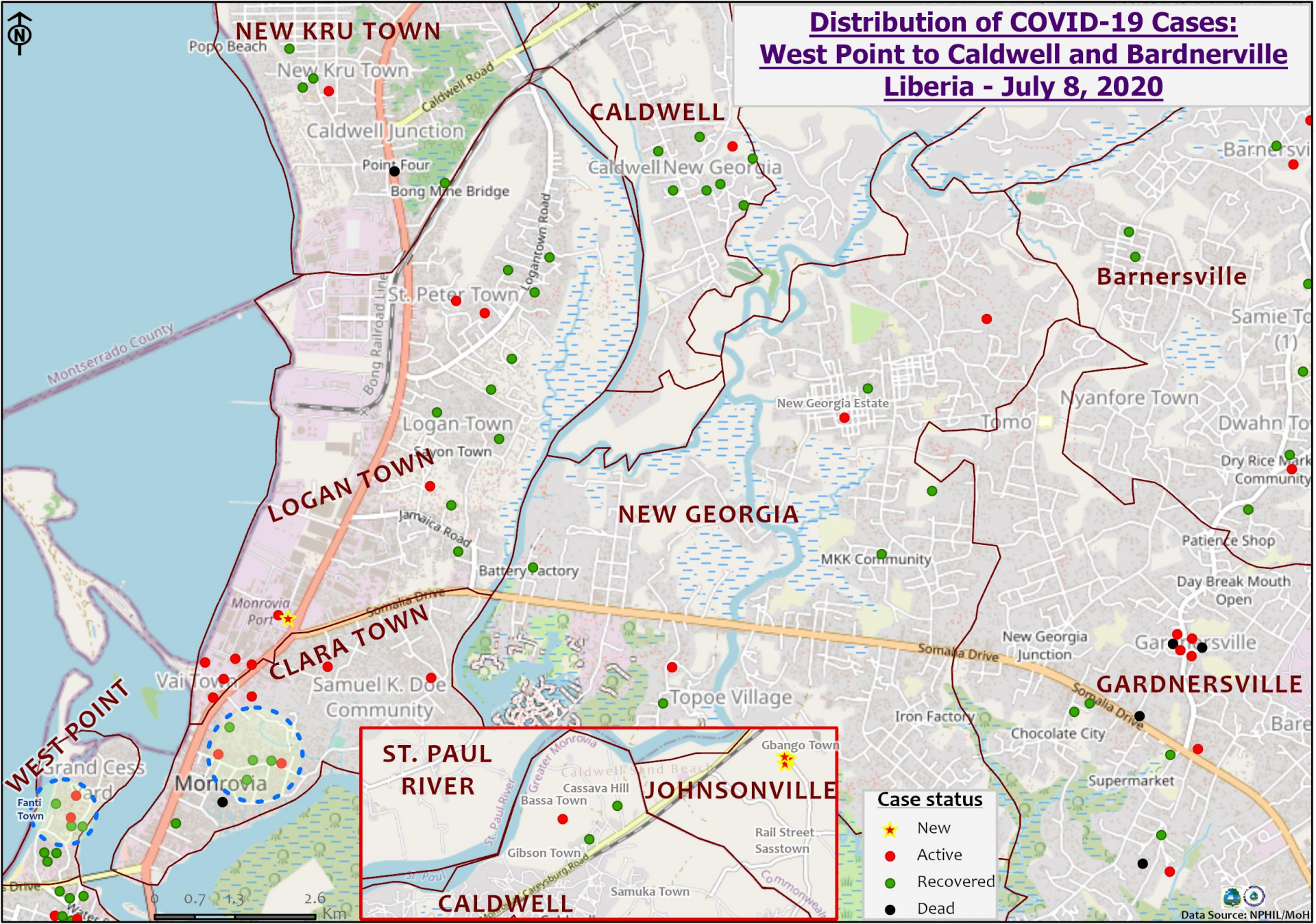
Distribution of COVID-19 Cases in Bong and Nimba counties, Liberia - July 8, 2020



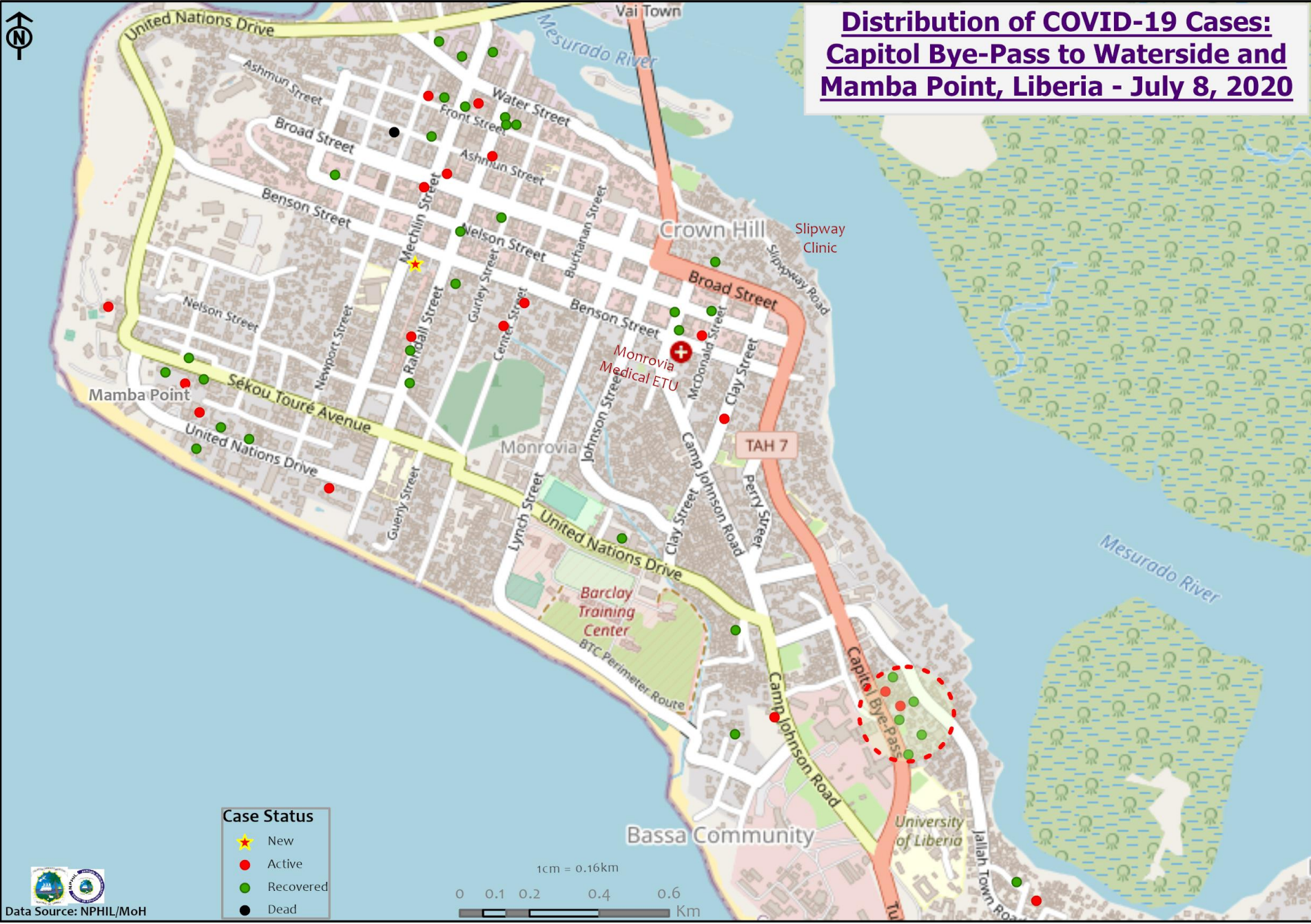
COVID-19 Clusters: Congo Town to Jacob's Town, King-Gray/ELWA/Duport Road to Thinker's Village/VOA, Liberia - July 8, 2020



Distribution of COVID-19 Cases: West Point to Caldwell and Bardnerville Liberia - July 8, 2020

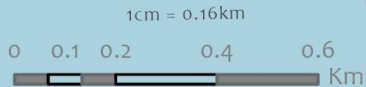


Distribution of COVID-19 Cases: Capitol Bye-Pass to Waterside and Mamba Point, Liberia - July 8, 2020

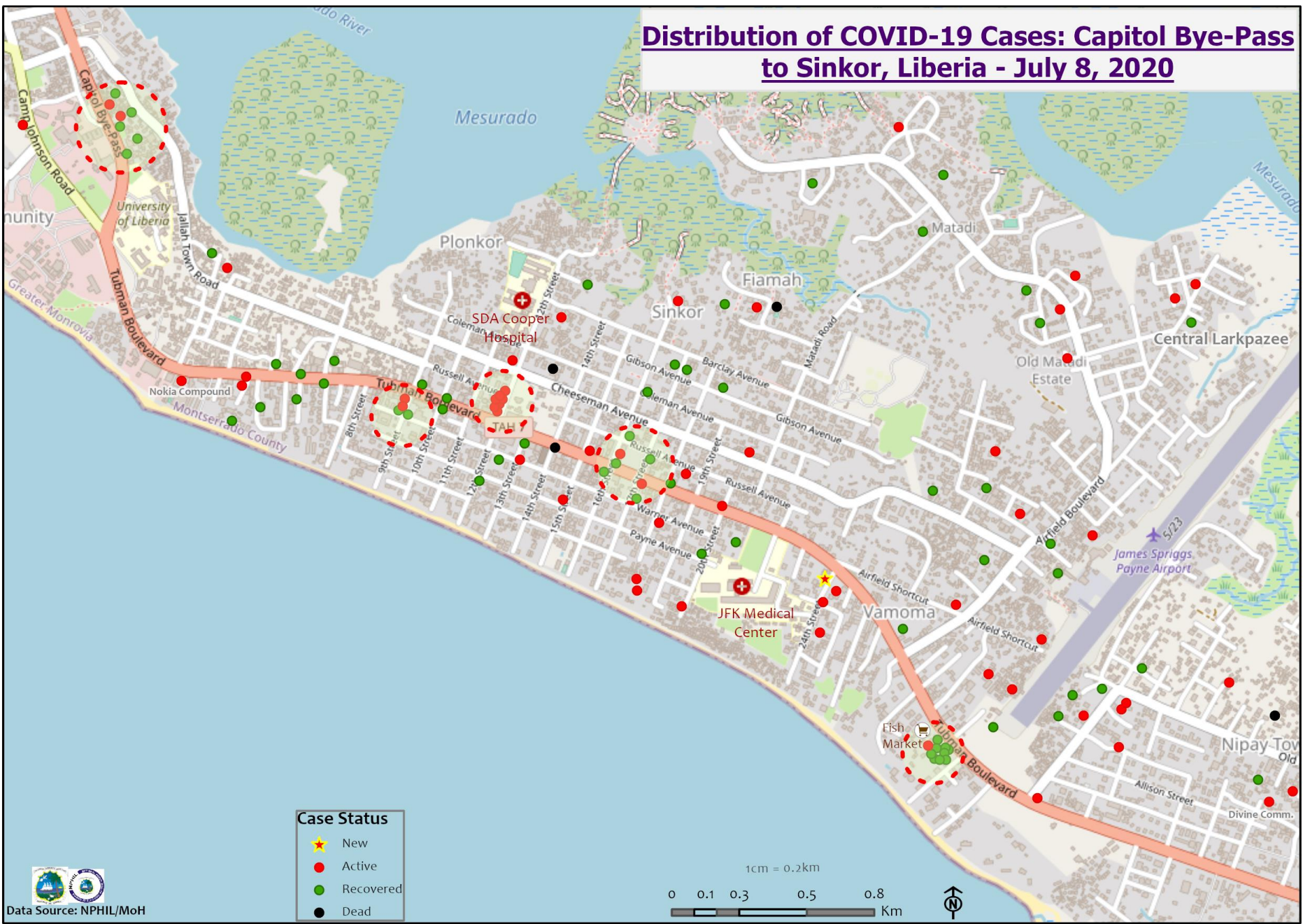


Case Status

- ★ New
- Active
- Recovered
- Dead

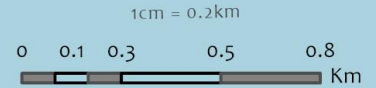


Distribution of COVID-19 Cases: Capitol Bye-Pass to Sinkor, Liberia - July 8, 2020



Case Status

- ★ New
- Active
- Recovered
- Dead



Data Source: NPHIL/MoH

Precautionary Observation Centers (POC): Admission and Discharges

County	Precautionary Observation Centers				Cumulative Move to Treatment
	New admissions	Currently in POC	Daily Discharges	Cumulative Discharges (not including transferred)	
Bomi	0	0	0	0	0
Bong	0	0	0	0	0
Gbarpolu	0	0	0	0	0
Grand Bassa	0	4	0	32	0
Margibi	0	21	0	71	0
Maryland	0	5	0	0	0
Montserrado	0	63	0	56	0
Nimba	0	2	0	31	0
River Gee	0	9	0	0	0
Sinoe	0	53	0	128	0
Lofa	1	13	0	195	0
NATIONAL	1	170	0	513	0

Montserrado County is not reporting POC data due to lack of data officer at the POCs.

14 Military Hospital & Union Treatment Center Daily Report – July 08, 2020

Treatment Facility Name	New admissions	Daily Discharges	Cumulative Recoveries	Daily Deaths	Cumulative Deaths	*Currently in treatment	Available Bed Occupancy %
14 Military Hospital Treatment Unit	2	2	354	0	6	76	34
Union Treatment Center	1	1	1	0	0	38	15
TOTAL	3	3	355	0	6	114	49

Demographic Breakdown of Cases

Treatment Facility Name	Total Census	Total Adult	Total Children	Total Female	Total Male	Total Confirm	Others	Pregnant	Children			
									<1	1-5	6-10	11-17
14 Military Hospital Treatment Unit	76	71	5	18	58	74	2	1	1	3	0	1
Union Treatment Center	38	35	3	12	26	37	1	0	0	0	2	1
TOTAL	114	106	8	30	84	111	3	1	1	3	2	2

*111 Confirmed cases + 3 Special cases = 114 Total patients

Recoveries from Treatment Units (16 March – 08 July 2020)

COVID-19 Treatment Units				
Treatment Unit	New admissions	Cumulative admissions	Recoveries	Cumulative Recoveries
14 Military Hospital & Union Treatment Center, Montserrado	3	465	3	357
Chief Jallahlone Hospital, Gbarpolu	0	3	0	1
Jackson F. Doe Hospital, Nimba	0	2	0	1
E&J Medical Center, Nimba	0	13	0	0
Ganta Methodist Hospital, Nimba	0	1	0	1
AML Yekepa, Nimba	0	8	0	0
Pleebo Health Center, Maryland	0	11	0	1
Rally Time Hospital, Grand Kru	0	1	0	1
Fish Town Hospital, River Gee	3	13	0	1
St. Timothy Hospital, Grand Cape Mount	0	1	0	0
Liberia Government Hospital, Bomi	0	8	0	0
Tellewoyan Hospital, Lofa	0	10	0	3
Foya Hospital, Lofa	6	6	0	0
Phebe Hospital, Bong	0	24	0	2
Liberia Government Hospital, Grand Bassa	0	4	0	3
Arcelor Mittal, Grand Bassa	0	5	0	5
Duside Hospital, Margibi	0	35	0	20
F. J. Grant Hospital, Sinoe	0	4	0	2
Total	12	614	3	398

Admissions, Currently in Treatment, and Discharges

COVID-19 Treatment Units									
Treatment Unit	New admissions	Cumulative admissions	Discharges	Cumulative Discharges	Currently in Treatment Unit	Total Males	Total Females	0-35 yrs	36+ yrs
Liberia Government Hospital, Bomi	0	8	0	0	8	4	4	2	6
Phebe Hospital, Bong	0	24	0	2	22	12	10	12	10
Chief Jallahlone Hospital, Gbarpolu	0	3	0	1	0	0	0	0	0
Arcelor Mittal, Grand Bassa	0	5	0	5	0	0	0	0	0
Liberia Government Hospital, Grand Bassa	0	4	0	3	0	0	0	0	0
St. Timothy Hospital, Grand Cape Mount	0	1	0	0	1	1	0	0	1
Rally Time Hospital, Grand Kru	0	1	0	1	0	0	0	0	0
Tellewoyan Hospital, Lofa	0	10	0	3	9	7	2	2	7
Foya Hospital, Lofa	6	6	0	0	6	3	3	3	3
Duside Hospital, Margibi	0	33	0	20	13	8	5	5	8
Pleebo Health Center, Maryland	0	11	0	1	10	7	3	9	1
Jackson F. Doe Hospital, Nimba	0	2	0	1	0	0	0	0	0
E&J Medical Center, Nimba	0	13	0	0	13	9	4	3	10
AML Yekepa, Nimba	0	8	0	0	8	5	3	2	6
Ganta Methodist Hospital, Nimba	0	1	0	1	0	0	0	0	0
Fish Town Hospital, River Gee	3	13	0	1	12	10	2	3	9
F. J. Grant Hospital, Sinoe	0	4	0	2	2	1	1	0	2
Total	9	147	0	41	104	67	37	41	63

Laboratory Samples Evaluated – July 08, 2020

Laboratory	Total	New Positive	Repeat Positive	Initial Negative	Repeat Test Negative	Pending Lab Result
NPHRL	175	31	3	122	6	13
Total	175	31	3	122	6	13

Summary of COVID-19 Contact Tracing in Response Counties

County	New Contacts Line listed	Cumulative Contacts	No. of Health Care Workers as Contacts	Cumulative no. of Health Care Workers as contacts	Contacts became a case	Cumulative contacts that became a case	Contacts Completed 14 Days	Cumulative Contacts Completing 14 Days	Contacts Under Follow-up	Contacts lost to Follow-up
Montserratado	50	3769	0	425	0	155	40	3231	465	3
Margibi	0	342	0	91	0	22	7	221	60	0
Grand Bassa	0	138	0	65	0	9	2	122	7	0
Sinoe	0	181	0	29	0	1	0	128	53	0
Gbarpolu	0	87	0	13	0	8	0	53	34	0
Lofa	18	536	0	76	1	18	0	311	234	0
Nimba	0	543	0	51	0	19	0	458	73	2
Bong	52	271	0	70	0	18	0	35	236	2
Grand CapeMount	0	21	0	0	0	0	0	0	21	0
RiverGee	5	59	0	13	0	5	0	0	59	0
Maryland	0	76	0	24	0	7	0	0	76	0
Bomi	0	95	0	10	0	8	0	0	95	0
National	125	6118	11	867	1	270	49	4559	1413	7

Active Case Finding (16 March – 08 July 2020)

County	Visitation				Identification, Investigation & Testing								Supervision		
	No. of communities Assigned	No. of communities Visited	No. of Households Assigned	No. of Households Visited	Sick persons Identified	Cumulative Sick persons identified	Sick persons referred for Investigation	Cumulative Sick person referred for Investigation	Sick persons Investigated	Cumulative Sick persons Investigated	Sick persons investigated and referred for testing	Cumulative Sick persons investigated and referred for testing	No. of Sick persons followed-up today	No. of supervision visits	No. of Supervisory Calls
Bomi	127	19	984	984	0	0	0	0	0	0	0	0	0	3	0
Bong	333	119	48611	3190	35	49	35	49	35	49	2	2	7	0	0
Montserrado	250	0	0	65053	0	647	0	332	0	313	0	264	0	0	0
Margibi	15	15	15	130	0	4	0	4	0	16	0	10	7	8	7
Maryland	0	0	278	278	1	1	1	1	1	1	1	1	1	0	0
Grand Cape Mount	1	1	19	19	0	0	0	0	0	0	0	0	0	0	0
Sincee	90	90	5232	2534	0	619	169	169	0	169	0	1	0	5	5
River Gee	100	80	50	20	0	24	0	24	0	24	0	24	37	6	0
Gbarpolu	54	54	1270	409	2	206	2	206	0	206	0	25	33	0	0
Grand Bassa	15	15	198	198	12	182	12	182	12	182	0	0	0	0	0
Nimba	430	381	2460	1672	3	47	0	47	3	47	0	32	3	0	0
Lofa	312	312	794	794	1	68	1	68	1	68	1	68	1	57	104
National	1727	1071	59713	75083	42	1616	220	851	40	844	2	425	89	79	116

Thank you for Listening