



Liberia COVID-19 Daily Sitrep 116 (09th July 2020)

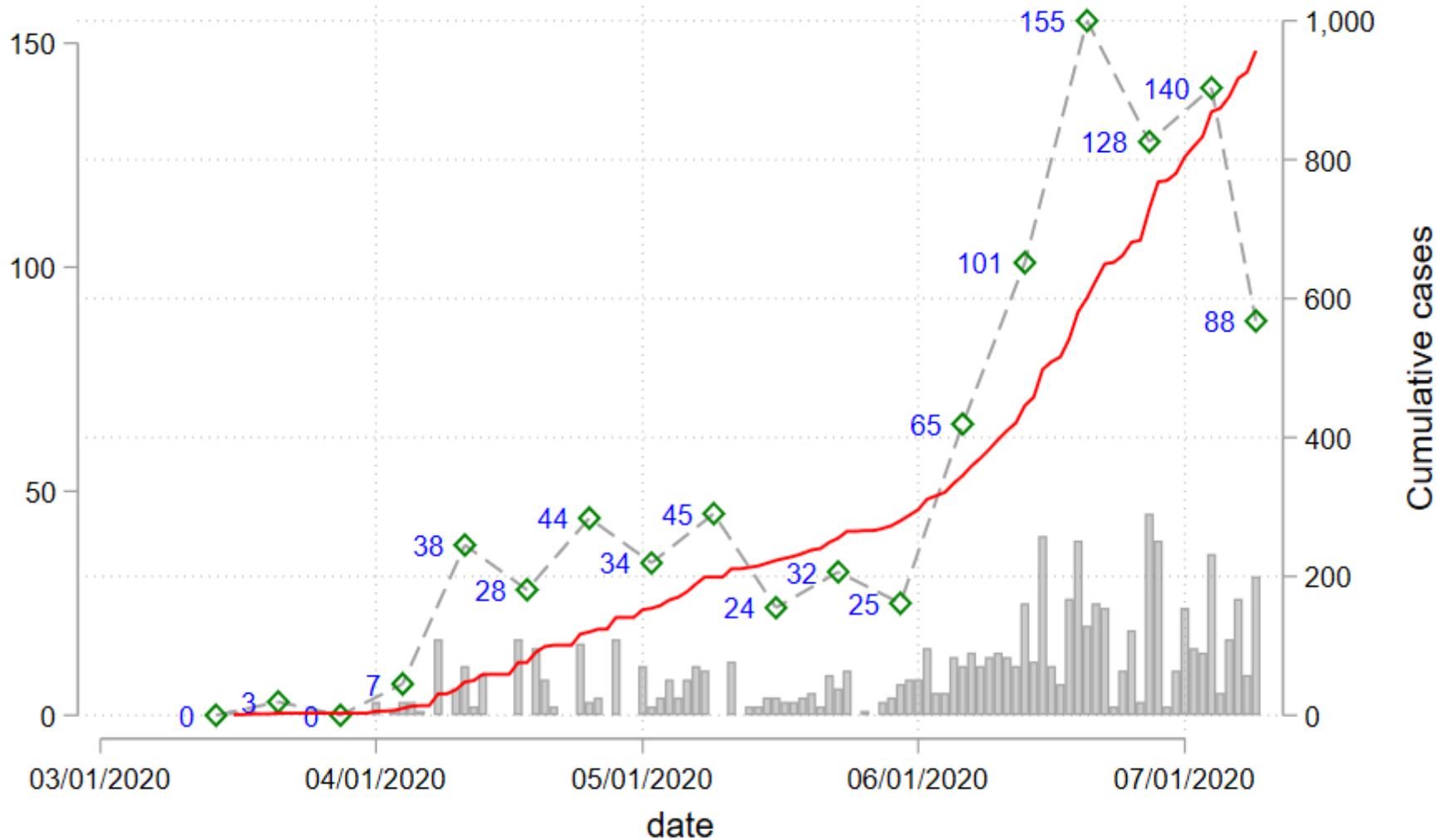
Summary of COVID-19 Cases by Reporting County, Liberia, 16 March – 09 July 2020

County			Confirmed Cumulative Cases
	Confirmed Cases	Cases on Contact List	
Bomi	0	0	9
Bong	0	0	34
Gbarpolu	0	0	10
Grand Bassa	0	0	10
Grand Cape Mount	0	0	1
Grand Kru	0	0	2
Lofa	0	0	29
Margibi	0	0	56
Maryland	0	0	17
Montserrado	4	0	730
Nimba	0	0	44
River Gee	2	2	16
Sinoe	0	0	5
NATIONAL	6	2	963

Demographic Breakdown (Gender & Age) of Confirmed COVID-19 Cases (16 March – 09 July 2020)

County	<15 years		15 - 34		35 - 54		55+		All ages		Total Confirmed
	M	F	M	F	M	F	M	F	M	F	
Bomi	0	2	1	1	3	1	0	1	4	5	9
Bong	3	1	1	5	8	7	6	3	18	16	34
Gbarpolu	1	2	0	2	3	1	1	0	5	5	10
Grand Bassa	1	0	2	6	0	1	0	0	3	7	10
Grand Cape Mount	0	0	0	0	0	0	1	0	1	0	1
Grand Kru	0	0	1	1	0	0	0	0	1	1	2
Lofa	2	0	4	3	11	3	5	1	22	7	29
Margibi	3	3	11	7	13	6	7	6	34	22	56
Maryland	1	0	6	2	5	1	1	1	13	4	17
Montserrado	34	32	191	96	194	78	71	34	490	240	730
Nimba	0	1	12	5	18	2	3	3	33	11	44
River Gee	0	0	3	1	7	3	2	0	12	4	16
Sinoe	0	0	1	0	3	1	0	0	4	1	5
National	45	41	233	129	265	104	97	49	640	323	963

Epi-curve for COVID 19 Cases in Liberia, 14 March – 9 July 2020

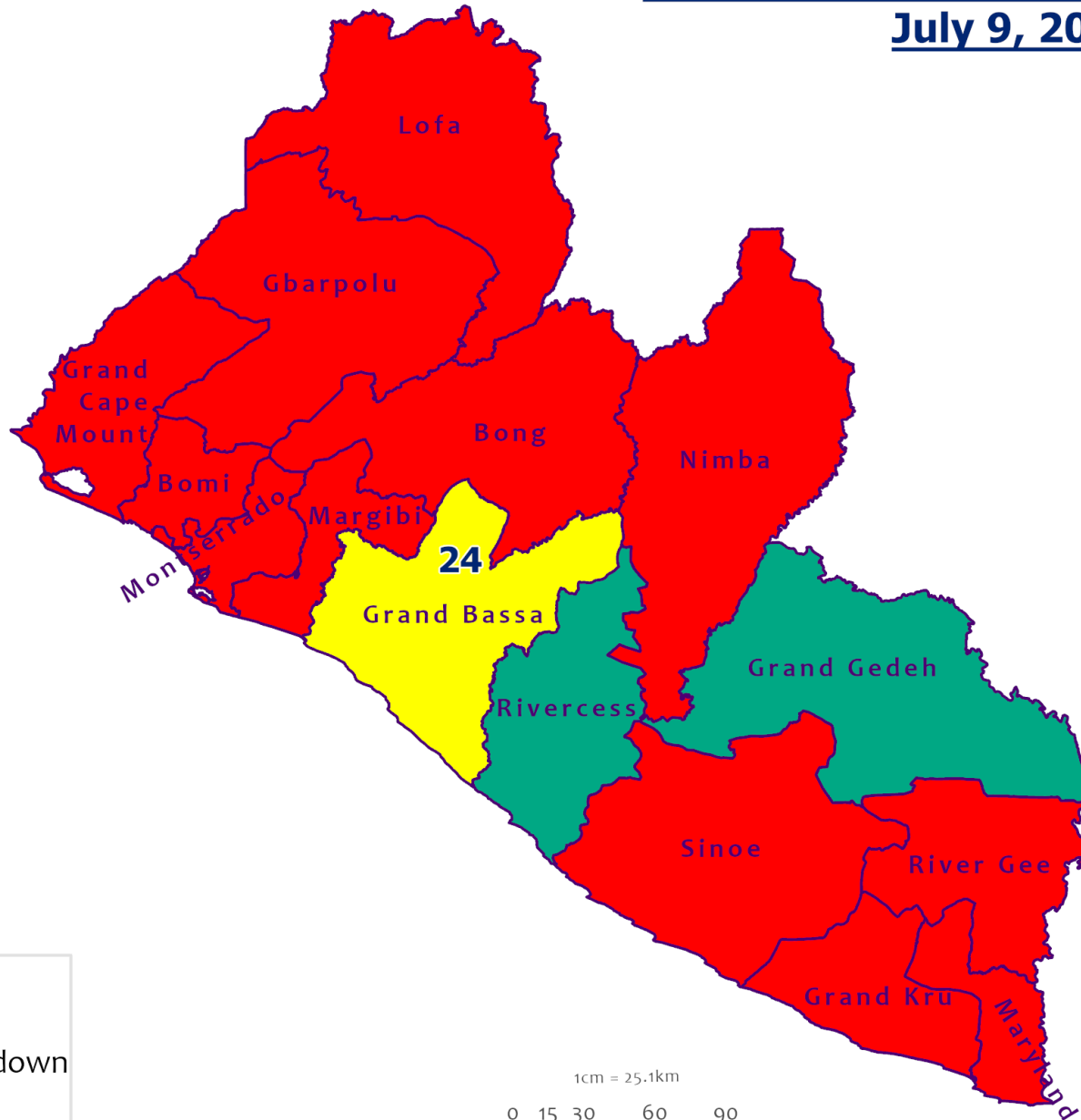


Daily Cases
 Cases by Epiweek
 Cases by Epiweek
 Cumulative cases

(Last update - 7/9/2020)



Counties COVID-19 Status in Liberia July 9, 2020



County Status

- Preparedness
- 28-Day Countdown
- Response

1cm = 25.1km

0 15 30 60 90
Kilometers



Data Source: NPHIL/MoH

Demographic Breakdown (Gender & Age) of Confirmed COVID-19 Deaths (16 March – 09 July 2020)

County	<15 years		15 - 34		35 - 54		55+		All ages		Total Confirmed
	M	F	M	F	M	F	M	F	M	F	
Bong	0	0	1	0	0	0	3	0	4	0	4
Gbarpolu	0	0	0	0	1	0	1	0	2	0	2
Grand Bassa	0	0	0	0	0	0	0	0	0	0	0
Grand Kru	0	0	0	0	0	0	0	0	0	0	0
Lofa	0	0	0	0	0	1	4	1	4	2	6
Margibi	0	0	0	1	1	0	0	2	1	3	4
Maryland	0	0	0	0	0	0	1	1	1	1	2
Montserrado	0	0	0	0	9	5	7	2	16	7	23
Nimba	0	0	1	0	2	1	1	0	4	1	5
River Gee	0	0	0	0	0	0	0	0	0	0	0
Sinoe	0	0	1	0	0	0	0	0	1	0	1
National	0	0	3	1	13	7	17	6	33	14	47

Summary of COVID-19 Deaths by Reporting County, Liberia, 16 March – 09 July 2020

County	DAILY REPORT								Cumulative Deaths
	New Suspected Deaths	Laboratory Confirmed Deaths						Confirmed Deaths on Contact List	
		COVID-19 Treatment Unit	Total in COVID-19 Treatment Unit	Health Facility	Total in Health Facility	Community	Total in Community		
Bong	0	0	0	0	3	0	1	0	4
Gbarpolu	0	0	0	0	2	0	0	0	2
Grand Bassa	0	0	0	0	0	0	0	0	0
Grand Kru	0	0	0	0	0	0	0	0	0
Lofa	0	0	0	0	4	0	2	0	6
Maryland	0	0	0	0	2	0	0	0	2
Margibi	0	0	0	0	4	0	0	0	4
Montserrado	0	0	6	0	6	0	11	0	23
Nimba	0	0	0	0	4	0	1	0	5
River Gee	0	0	0	0	0	0	0	0	0
Sinoe	0	0	0	0	1	0	0	0	1
National	0	0	6	0	26	0	15	0	47

The Liberia Case Fatality rate (CFR) officially considered is for deaths that occurred among patients in care at the COVID-19 treatment units across the country. As of 8 July 2020 , a total of 6 deaths have been recorded CFR=0.62%. The country is however keeping active surveillance on community deaths and deaths in non COVID-19 treatment health units.

Daily and Cumulative Healthcare Worker (HCW) COVID-19 Cases and Deaths by County, Liberia, 16 March – 09 July 2020

County	DAILY REPORT						CUMULATIVE CASES (ALIVE & DEAD)	
	New Suspected & High Risk Cases (Alive)			New Suspect Death	Laboratory Confirmed Cases	Confirmed Cases on Contact List	Confirmed	Deaths
	Suspect	High Risk	Total					
Bomi	0	0	0	0	0	0	3	0
Bong	0	0	0	0	0	0	19	3
Gbarpolu	0	0	0	0	0	0	1	1
Grand Bassa	0	0	0	0	0	0	4	0
Grand Kru	0	0	0	0	0	0	0	0
Lofa	0	0	0	0	0	0	14	0
Margibi	0	0	0	0	0	0	9	1
Maryland	0	0	0	0	0	0	11	0
Montserrado	0	0	0	0	0	0	37	1
Nimba	0	0	0	0	0	0	4	0
River Gee	0	0	0	0	0	0	7	0
Sinoe	0	0	0	0	0	0	2	0
NATIONAL	0	0	0	0	0	0	111	6

Cadre Cases and Deaths by Health Care Workers

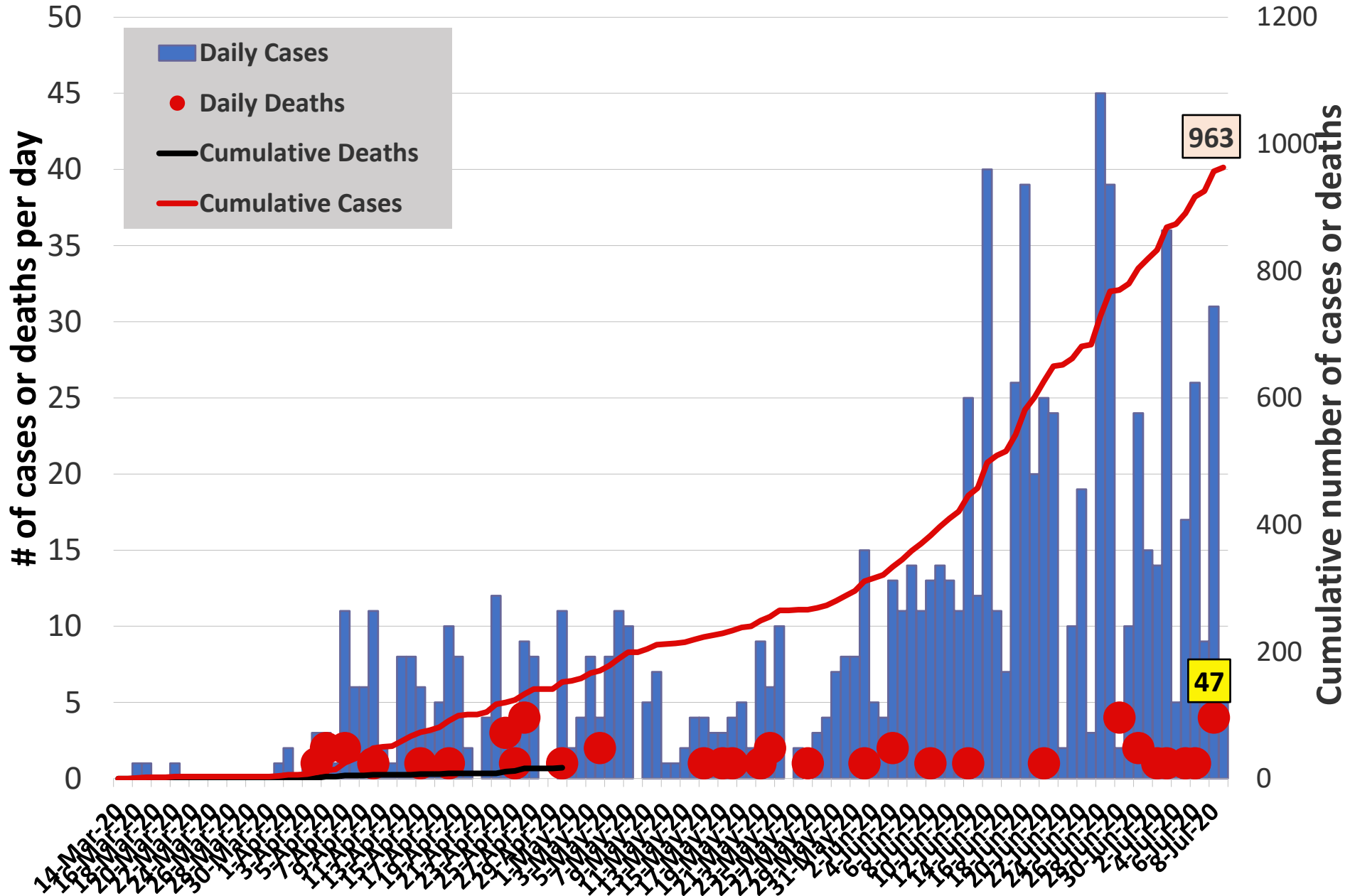
(16 March – 09 July 2020)

Health Care Worker Cadre	Montserratado		Margibi		Nimba		River Gee		Sinoe		Grand Kru		Gbarpolu		Bong		Lofa		Grand Bassa		Maryland		Bomi		National (Total)		
	Cases	Deaths	Cases	Deaths	Cases	Deaths	Cases	Deaths	Cases	Deaths	Cases	Deaths	Cases	Deaths	Cases	Deaths	Cases	Deaths	Cases	Deaths	Cases	Deaths	Cases	Deaths	Cases	Deaths	
Doctors	6	0	0	0	1	0	0	0	0	0	0	0	0	0	1	0	0	0	0	0	0	0	0	0	0	8	0
Pharmacists	1	0	0	0	0	0	0	0	0	0	0	0	0	0	0	0	0	0	0	0	0	0	0	0	0	1	0
Nurses	15	1	3	0	2	0	3	0	0	0	0	0	1	1	12	1	9	0	3	0	0	0	0	1	0	49	3
Midwife	0	0	0	0	0	0	1	0	0	0	0	0	0	0	1	0	1	0	0	0	0	0	0	0	0	3	0
Radiologist	1	0	0	0	0	0	0	0	0	0	0	0	0	0	0	0	0	0	0	0	0	0	0	0	0	1	0
Physician Assistants	0	0	0	0	0	0	1	0	0	0	0	0	0	0	0	0	1	0	0	0	0	0	0	0	0	2	0
Lab Technician	4	0	1	0	1	0	0	0	1	0	0	0	0	0	0	0	1	0	0	0	10	0	0	0	0	18	0
Environmental Health Technicians	6	0	0	0	0	0	0	0	0	0	0	0	0	0	0	0	0	0	0	0	0	0	0	0	0	6	0
Microbiologist	1	0	0	0	0	0	0	0	0	0	0	0	0	0	0	0	0	0	0	0	0	0	0	0	0	1	0
Epidemiologist	2	0	0	0	0	0	0	0	0	0	0	0	0	0	0	0	0	0	0	0	0	0	0	0	0	2	0
Dieticians	0	0	5	1	0	0	0	0	0	0	0	0	0	0	0	0	0	0	0	0	0	0	0	0	0	5	1
Dispenser	0	0	0	0	0	0	0	0	0	0	0	0	0	0	2	1	0	0	0	0	0	0	0	0	0	2	1
Licensed Practical Nurse	0	0	0	0	0	0	0	0	0	0	0	0	0	0	1	1	0	0	0	0	0	0	0	0	0	1	1
Psychosocial Worker	1	0	0	0	0	0	0	0	0	0	0	0	0	0	0	0	0	0	0	0	0	0	0	0	0	1	0
Hygienist	0	0	0	0	0	0	0	0	0	0	0	0	0	0	1	0	0	0	0	0	0	0	0	0	0	1	0
Logistician	0	0	0	0	0	0	0	0	0	0	0	0	0	0	0	0	0	0	1	0	0	0	0	0	0	1	0
Vaccinator	0	0	0	0	0	0	0	0	0	0	0	0	0	0	0	0	0	0	0	0	0	0	0	1	0	1	0
Ambulance Driver	0	0	0	0	0	0	0	0	0	0	0	0	0	0	0	0	2	0	0	0	0	0	0	0	0	2	0
Procurement Officer	0	0	0	0	0	0	0	0	1	0	0	0	0	0	0	0	0	0	0	0	0	0	0	0	0	1	0
Registrar	0	0	0	0	0	0	0	0	0	0	0	0	0	0	0	0	0	0	0	0	0	0	0	1	0	1	0
CHT Secretary	0	0	0	0	0	0	1	0	0	0	0	0	0	0	0	0	0	0	0	0	0	0	0	0	0	1	0
Hospital Administrator	0	0	0	0	0	0	1	0	0	0	0	0	0	0	0	0	0	0	0	0	0	0	0	0	0	1	0
Hospital Cleaner	0	0	1	0	0	0	0	0	0	0	0	0	0	0	1	0	0	0	0	0	0	0	0	0	0	2	0
Total:	37	1	10	1	4	0	7	0	2	0	0	0	1	1	19	3	14	0	4	0	10	0	3	0	111	6	

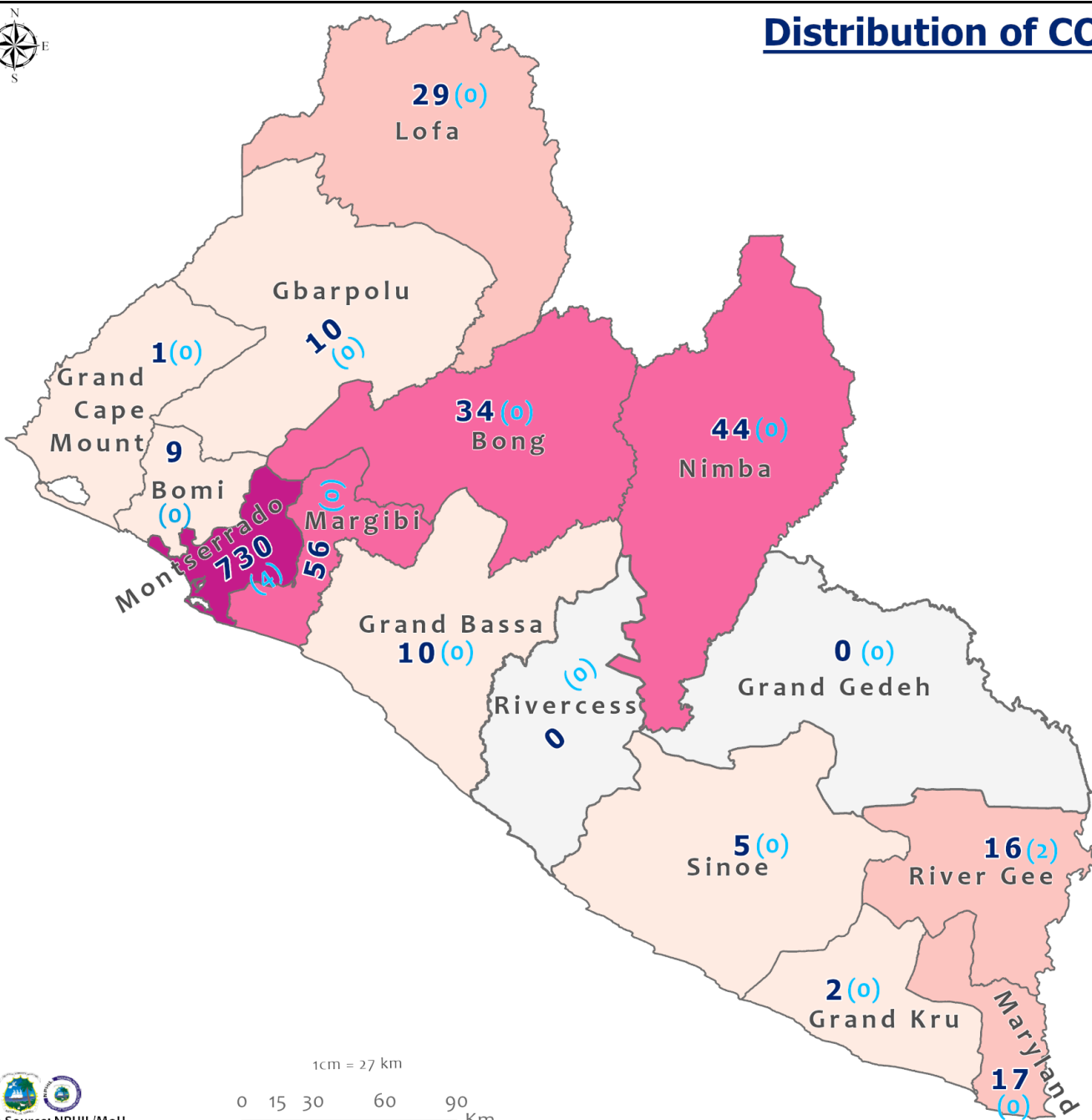
Suspected and High Risk Cases and Deaths (16 March – 09 July 2020)

County	New Suspected	Cumulative Suspected	New High Risk	Cumulative High Risk	New Suspected Deaths	Cumulative Suspected Deaths
Montserrado	45	5823	0	0	0	79
Margibi	0	6	7	44	0	1
Maryland	1	20	2	18	1	5
Bong	0	22	0	159	0	3
River Gee	0	39	13	33	0	0
Lofa	1	68	1	73	1	53
Grand Cape Mount	0	21	0	0	0	0
Bomi	0	4	0	81	0	0
Sinoe	0	46	0	54	0	7
Grand Kru	0	14	0	21	0	1
Gbarpolu	4	87	0	13	0	0
Grand Bassa	0	43	0	32	0	0
Nimba	11	171	4	177	0	13
National	62	6364	27	705	2	162

EPI-Curve of Confirmed Cases and Deaths

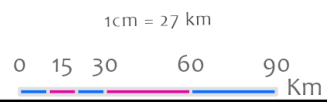

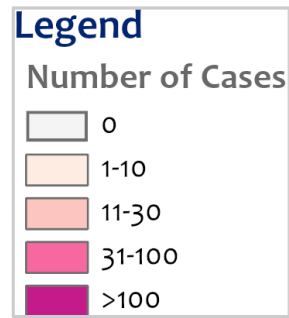


Distribution of COVID-19 Cases by County in Liberia - July 9, 2020



Total cumulative cases:
963

Total new cases:
6



COVID-19 Cases by District in Liberia - July 9, 2020

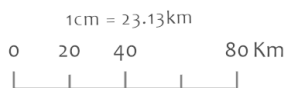
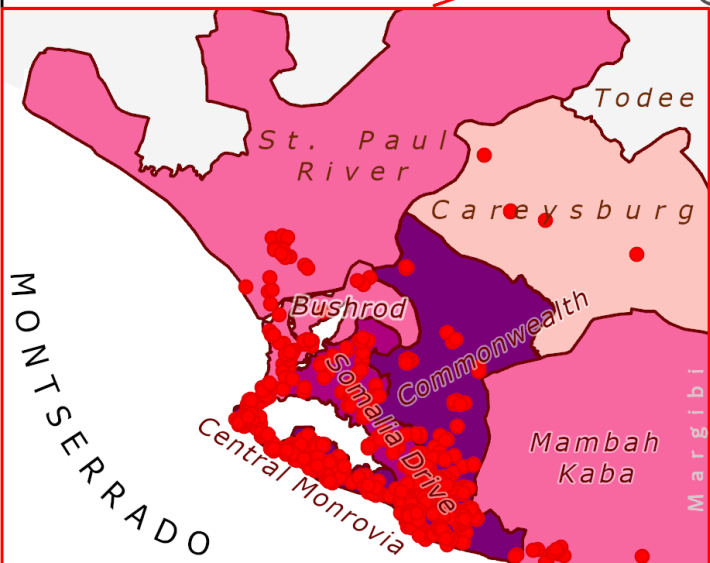
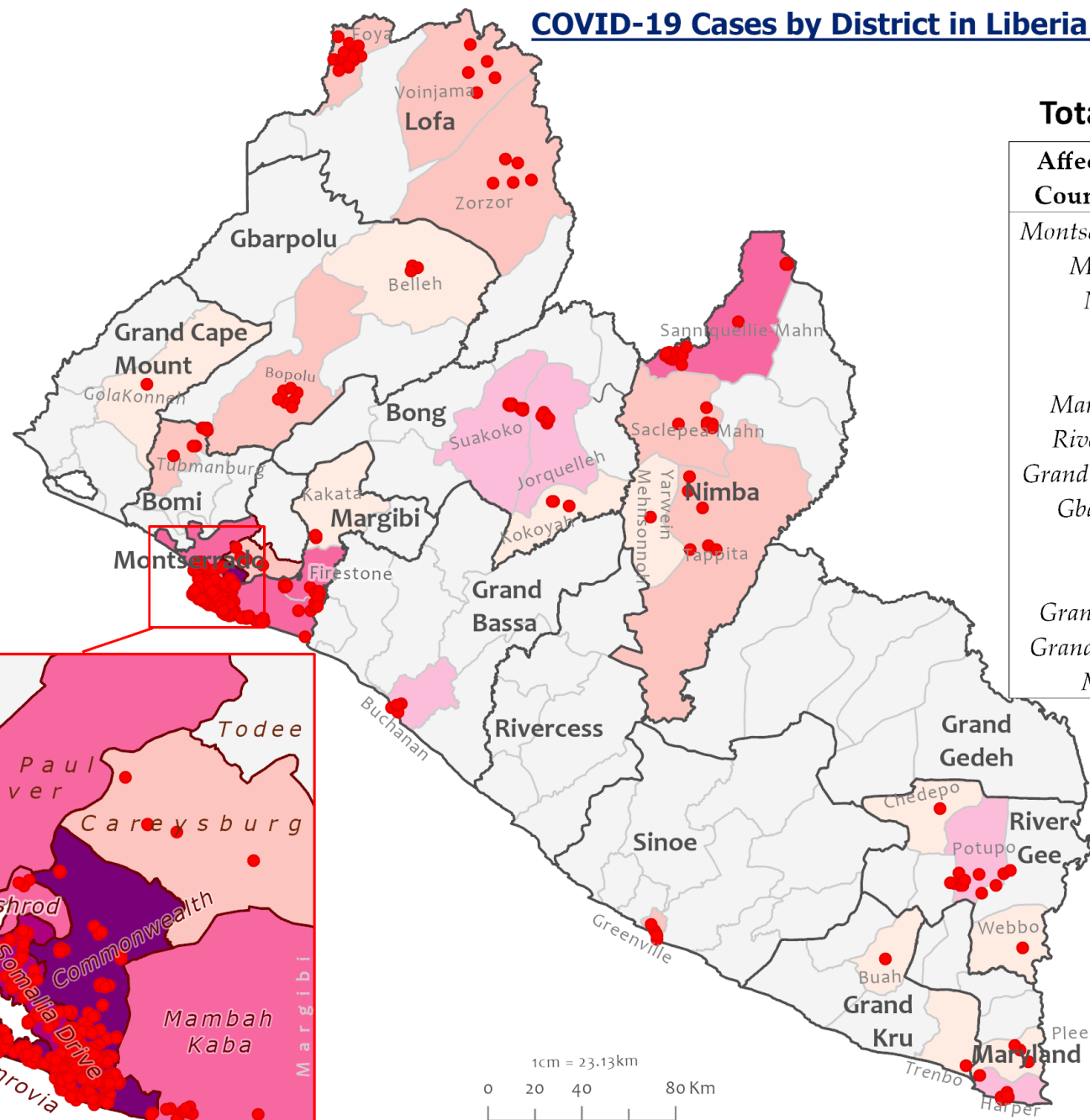
Total Cases: 963

Affected Counties	Cumulative Cases
Montserrado	730
Margibi	56
Nimba	44
Bong	34
Lofa	29
Maryland	17
River Gee	16
Grand Bassa	10
Gbarpolu	10
Bomi	9
Sinoe	5
Grand Kru	2
Grand Cape Mount	1



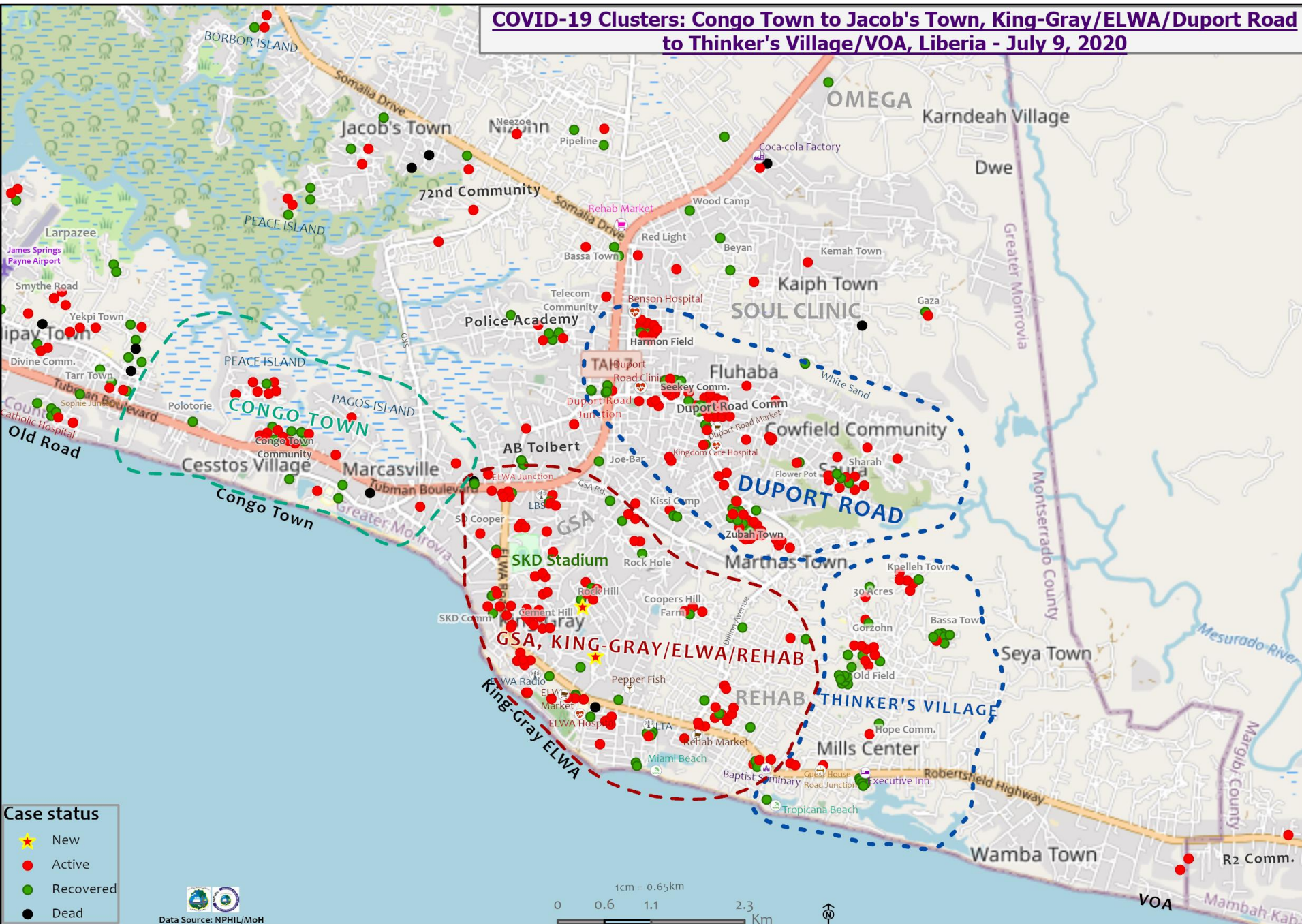
Legend

- Confirmed cases
- Red dot
- Cases / District
- 0
 - 1-3
 - 4-10
 - 11-20
 - 21-59
 - 60-77
 - 78-324



Data Source: NPHIL/MoH

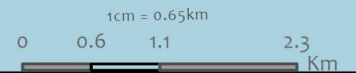
COVID-19 Clusters: Congo Town to Jacob's Town, King-Gray/ELWA/Duport Road to Thinker's Village/VOA, Liberia - July 9, 2020



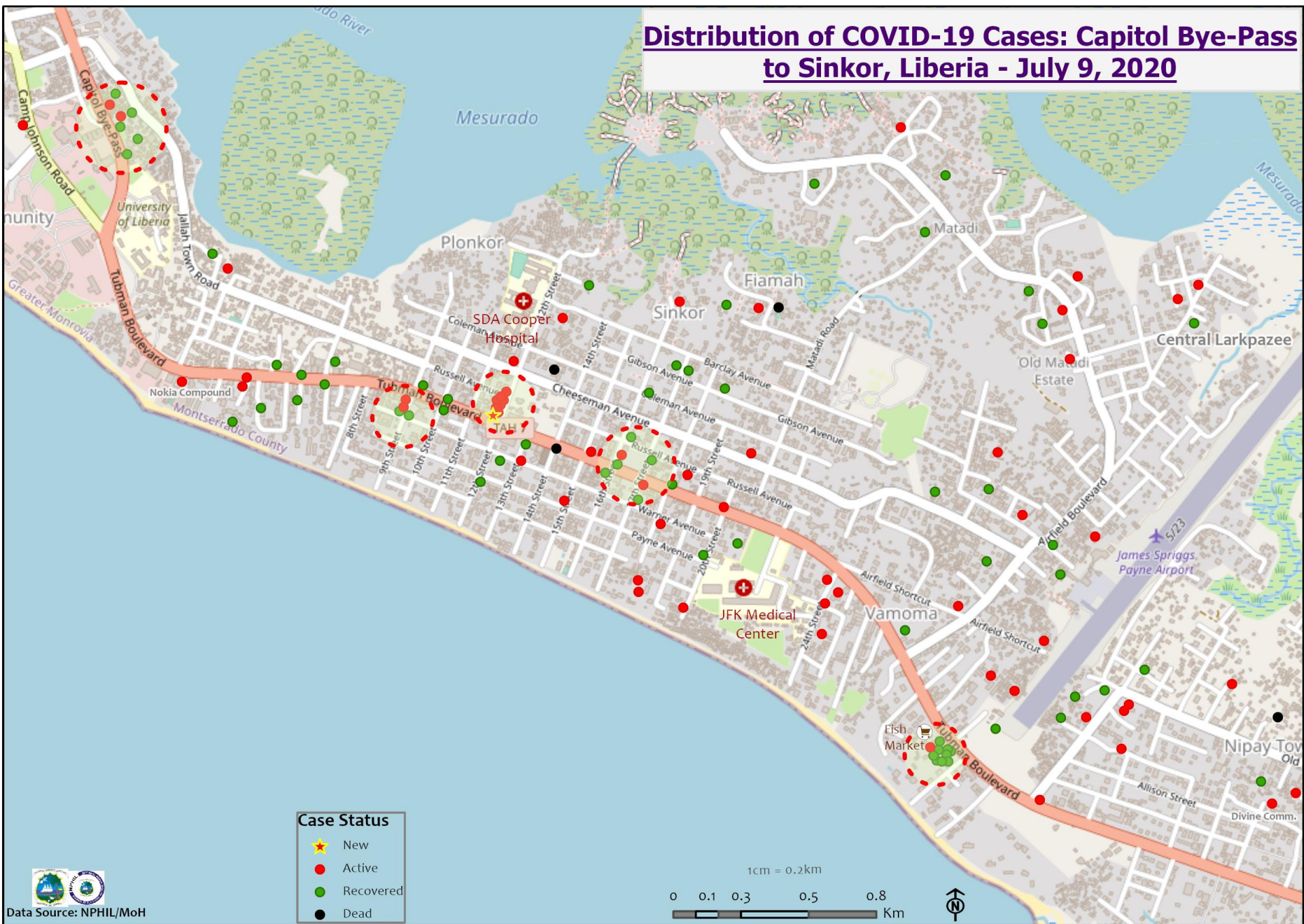
Case status

- ★ New
- Active
- Recovered
- Dead

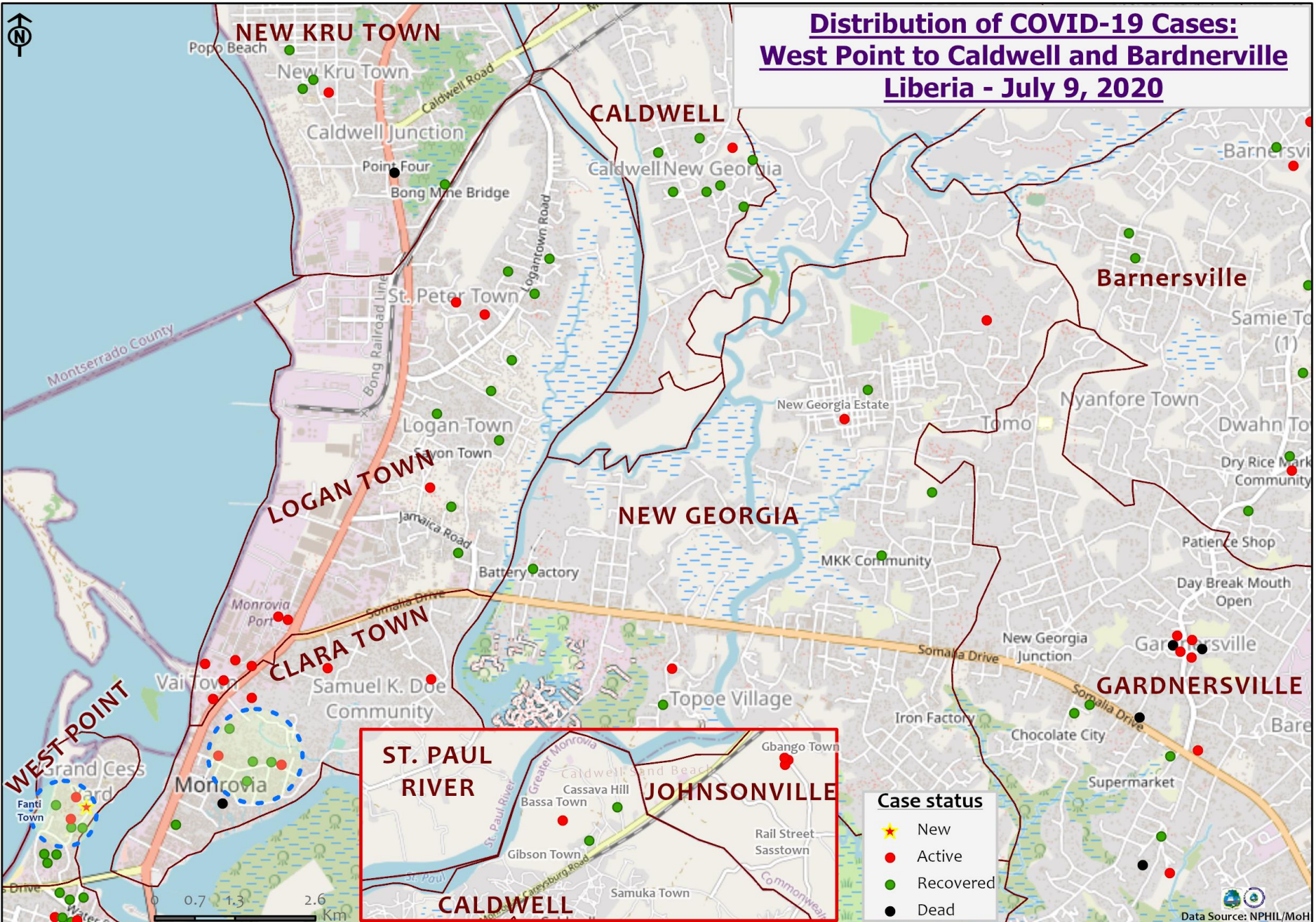
Data Source: NPHIL/MoH



Distribution of COVID-19 Cases: Capitol Bye-Pass to Sinkor, Liberia - July 9, 2020



Distribution of COVID-19 Cases: West Point to Caldwell and Bardnerville Liberia - July 9, 2020



Precautionary Observation Centers (POC): Admission and Discharges

County	Precautionary Observation Centers				Cumulative Move to Treatment
	New admissions	Currently in POC	Daily Discharges	Cumulative Discharges (not including transferred)	
Bomi	0	0	0	0	0
Bong	0	0	0	0	0
Gbarpolu	0	0	0	0	0
Grand Bassa	0	4	0	32	0
Margibi	0	21	0	71	0
Maryland	0	5	0	0	0
Montserrado	0	63	0	56	0
Nimba	0	2	0	31	0
River Gee	0	8	1	1	0
Sinoe	0	53	0	128	0
Lofa	0	13	0	195	0
NATIONAL	0	169	1	514	0

Montserrado County is not reporting POC data due to lack of data officer at the POCs.

14 Military Hospital & Union Treatment Center Daily Report – July 09, 2020

Treatment Facility Name	New admissions	Daily Discharges	Cumulative Recoveries	Daily Deaths	Cumulative Deaths	*Currently in treatment	Available Bed Occupancy %
14 Military Hospital Treatment Unit	5	1	355	0	6	80	30
Union Treatment Center	0	0	1	0	0	38	15
TOTAL	5	1	356	0	6	118	45

Demographic Breakdown of Cases												
Treatment Facility Name	Total Census	Total Adult	Total Children	Total Female	Total Male	Total Confirm	Others	Pregnant	Children			
									<1	1-5	6-10	11-17
14 Military Hospital Treatment Unit	80	75	5	18	62	77	3	1	1	3	0	1
Union Treatment Center	38	35	3	12	26	37	1	0	0	0	2	1
TOTAL	118	110	8	30	88	114	4	1	1	3	2	2

*114 Confirmed cases + 4 Special cases = 118 Total patients
 4 Confirmed cases + 1 Special case = 5 New Admissions

Recoveries from Treatment Units (16 March – 09 July 2020)

Treatment Unit	New admissions	Cumulative admissions	Recoveries	Cumulative Recoveries
14 Military Hospital & Union Treatment Center, Montserrado	4	469	1	358
Chief Jallahlone Hospital, Gbarpolu	0	3	0	1
Jackson F. Doe Hospital, Nimba	1	3	0	1
E&J Medical Center, Nimba	1	14	0	0
Ganta Methodist Hospital, Nimba	0	1	0	1
AML Yekepa, Nimba	0	8	0	0
Pleebo Health Center, Maryland	0	5	0	1
JJ Dossen Hospital, Maryland	3	9	0	0
Rally Time Hospital, Grand Kru	0	1	0	1
Fish Town Hospital, River Gee	2	15	0	1
St. Timothy Hospital, Grand Cape Mount	0	1	0	0
Liberia Government Hospital, Bomi	0	8	0	0
Tellewoyan Hospital, Lofa	0	10	0	3
Foya Hospital, Lofa	1	7	0	0
Curran Hospital, Lofa	3	3	0	0
Phebe Hospital, Bong	0	24	1	3
Liberia Government Hospital, Grand Bassa	0	4	0	3
Arcelor Mittal, Grand Bassa	0	5	0	5
Duside Hospital, Margibi	0	33	0	20
F. J. Grant Hospital, Sinoe	0	4	0	2
Total	15	627	2	400

Admissions, Currently in Treatment, and Discharges

COVID-19 Treatment Units									
Treatment Unit	New admissions	Cumulative admissions	Discharges	Cumulative Discharges	Currently in Treatment Unit	Total Males	Total Females	0-35 yrs	36+ yrs
Liberia Government Hospital, Bomi	0	8	0	0	8	4	4	2	6
Phebe Hospital, Bong	0	24	1	3	21	12	9	11	10
Chief Jallahlone Hospital, Gbarpolu	0	3	0	1	0	0	0	0	0
Arcelor Mittal, Grand Bassa	0	5	0	5	0	0	0	0	0
Liberia Government Hospital, Grand Bassa	0	4	0	3	0	0	0	0	0
St. Timothy Hospital, Grand Cape Mount	0	1	0	0	1	1	0	0	1
Rally Time Hospital, Grand Kru	0	1	0	1	0	0	0	0	0
Tellewoyan Hospital, Lofa	0	10	0	3	9	7	2	2	7
Foya Burma Hospital, Lofa	1	7	0	0	7	4	3	3	4
Curran Hospital, Lofa	3	3	0	0	3	2	1	0	3
Duside Hospital, Margibi	0	33	0	20	12	7	5	5	7
Pleebo Health Center, Maryland	0	5	0	1	5	2	3	3	2
JJ Dossen, Maryland	3	9	0	0	9	9	0	8	1
Jackson F. Doe Hospital, Nimba	1	3	0	1	1	1	0	1	0
E&J Medical Center, Nimba	1	14	0	0	14	10	4	3	11
AML Yekepa, Nimba	0	8	0	0	8	5	3	2	6
Ganta Methodist Hospital, Nimba	0	1	0	1	0	0	0	0	0
Fish Town Hospital, River Gee	2	15	0	1	14	10	4	4	10
F. J. Grant Hospital, Sinoe	0	4	0	2	2	1	1	0	2
Total	11	158	1	42	114	75	39	44	70

Laboratory Samples Evaluated – July 09, 2020

Laboratory	Total	New Positive	Repeat Positive	Initial Negative	Repeat Test Negative	Pending Lab Result
NPHRL	81	6	7	56	6	6
Total	81	6	7	56	6	6

Summary of COVID-19 Contact Tracing in Response Counties

County	New Contacts Line listed	Cumulative Contacts	No. of Health Care Workers as Contacts	Cumulative no. of Health Care Workers as	Contacts became a case	Cumulative contacts that became a case	Contacts Completed 14 Days	Cumulative Contacts Completing 14 Days	Contacts Under Follow-up	Contacts lost to Follow-up
Montserrado	0	3769	0	425	0	155	52	3283	413	3
Margibi	18	360	18	109	0	22	0	221	78	0
Grand Bassa	0	138	0	65	0	9	2	122	7	0
Sinoe	0	181	0	29	0	1	0	128	53	0
Gbarpolu	0	87	0	13	0	8	0	53	34	0
Lofa	2	538	1	77	5	26	0	311	236	0
Nimba	4	547	0	51	0	19	0	467	77	2
Bong	0	271	0	70	0	18	14	50	219	2
Grand CapeMount	0	21	0	0	0	0	0	0	21	0
RiverGee	15	74	0	13	0	5	0	0	74	0
Maryland	0	76	0	24	0	7	0	0	76	0
Bomi	0	95	0	10	0	8	0	0	95	0
National	39	6157	11	886	5	278	68	4635	1383	7

Active Case Finding (16 March – 09 July 2020)

County	Visitation				Identification, Investigation & Testing								Supervision		
	No. of communities Assigned	No. of communities Visited	No. of Households Assigned	No. of Households Visited	Sick persons Identified	Cumulative Sick persons identified	Sick persons referred for Investigation	Cumulative Sick person referred for Investigation	Sick persons Investigated	Cumulative Sick persons Investigated	Sick persons investigated and referred for testing	Cumulative Sick persons investigated and referred for testing	No. of Sick persons followed-up today	No. of supervision visits	No. of Supervisory Calls
Bomi	127	19	984	984	0	0	0	0	0	0	0	0	0	3	0
Bong	333	123	48611	3340	41	55	41	55	41	55	2	2	7	0	0
Montserrado	250	0	0	65053	0	647	0	332	0	313	0	264	0	0	0
Margibi	15	15	15	130	0	4	0	4	0	16	0	10	7	8	7
Maryland	0	0	278	278	1	1	1	1	1	1	1	1	1	0	0
Grand Cape Mount	1	1	19	19	0	0	0	0	0	0	0	0	0	0	0
Sincee	90	90	5232	2534	0	619	169	169	0	169	0	1	0	5	5
River Gee	100	80	50	20	0	24	0	24	0	24	0	24	37	6	0
Gbarpolu	54	54	1270	409	4	217	4	217	0	217	0	25	39	0	0
Grand Bassa	15	15	198	198	12	182	12	182	12	182	0	0	0	0	0
Nimba	430	381	2460	1672	0	47	0	47	0	47	0	32	2	0	0
Lofa	291	291	852	852	1	69	1	69	1	69	1	69	1	34	124
National	1706	1054	59771	75291	47	1628	228	863	43	856	2	426	94	56	136

Thank you for Listening