



# **Liberia COVID-19 Daily Sitrep 118** **(11<sup>th</sup> July 2020)**

# Summary of COVID-19 Cases by Reporting County, Liberia, 16 March – 11 July 2020

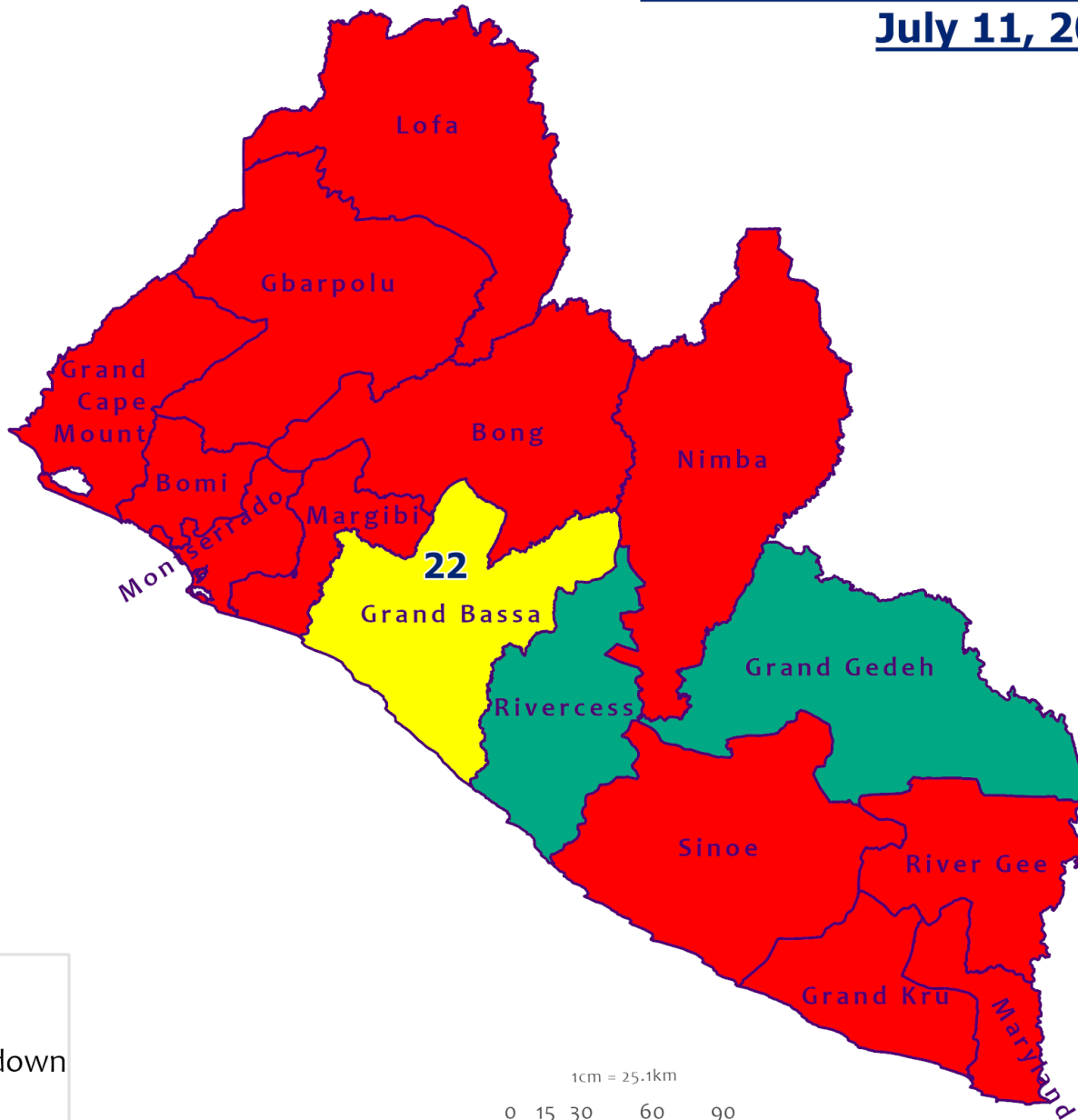
County			Confirmed Cumulative Cases
	Confirmed Cases	Cases on Contact List	
<b>Bomi</b>	<b>0</b>	<b>0</b>	9
<b>Bong</b>	<b>0</b>	<b>0</b>	34
<b>Gbarpolu</b>	<b>0</b>	<b>0</b>	10
<b>Grand Bassa</b>	<b>0</b>	<b>0</b>	10
<b>Grand Cape Mount</b>	<b>0</b>	<b>0</b>	1
<b>Grand Kru</b>	<b>0</b>	<b>0</b>	2
<b>Lofa</b>	<b>1</b>	<b>1</b>	30
<b>Margibi</b>	<b>1</b>	<b>1</b>	58
<b>Maryland</b>	<b>0</b>	<b>0</b>	17
<b>Montserrado</b>	<b>8</b>	<b>0</b>	761
<b>Nimba</b>	<b>0</b>	<b>0</b>	45
<b>River Gee</b>	<b>2</b>	<b>2</b>	28
<b>Sinoe</b>	<b>0</b>	<b>0</b>	5
<b>NATIONAL</b>	<b>12</b>	<b>4</b>	<b>1010</b>

# Demographic Breakdown (Gender & Age) of Confirmed COVID-19 Cases (16 March – 11 July 2020)

County	<15 years		15 - 34		35 - 54		55+		All ages		Total Confirmed
	M	F	M	F	M	F	M	F	M	F	
Bomi	0	2	1	1	3	1	0	1	4	5	9
Bong	3	1	1	5	8	7	6	3	18	16	34
Gbarpolu	1	2	0	2	3	1	1	0	5	5	10
Grand Bassa	1	0	2	6	0	1	0	0	3	7	10
Grand Cape Mount	0	0	0	0	0	0	1	0	1	0	1
Grand Kru	0	0	1	1	0	0	0	0	1	1	2
Lofa	2	1	4	3	11	3	5	1	22	8	30
Margibi	3	3	11	7	15	6	7	6	36	22	58
Maryland	1	0	6	2	5	1	1	1	13	4	17
Montserrado	34	32	201	100	198	82	77	36	510	250	760
Nimba	0	1	12	5	20	2	3	3	35	11	46
River Gee	0	0	4	1	15	5	3	0	22	6	28
Sinoe	0	0	1	0	3	1	0	0	4	1	5
<b>National</b>	<b>45</b>	<b>42</b>	<b>244</b>	<b>133</b>	<b>281</b>	<b>110</b>	<b>104</b>	<b>51</b>	<b>674</b>	<b>336</b>	<b>1010</b>



# Counties COVID-19 Status in Liberia July 11, 2020



## County Status

- Preparedness
- 28-Day Countdown
- Response

1cm = 25.1km

0 15 30 60 90  
Kilometers



Data Source: NPHIL/MoH

# Demographic Breakdown (Gender & Age) of Confirmed COVID-19 Deaths (16 March – 11 July 2020)

County	<15 years		15 - 34		35 - 54		55+		All ages		Total Confirmed
	M	F	M	F	M	F	M	F	M	F	
Bong	0	0	1	0	0	0	3	0	4	0	4
Gbarpolu	0	0	0	0	1	0	1	0	2	0	2
Grand Bassa	0	0	0	0	0	0	0	0	0	0	0
Grand Kru	0	0	0	0	0	0	0	0	0	0	0
Lofa	0	0	0	0	0	1	4	1	4	2	6
Margibi	0	0	0	1	1	1	0	2	1	4	5
Maryland	0	0	0	0	0	0	1	1	1	1	2
Montserrado	0	0	0	0	9	5	7	2	16	7	23
Nimba	0	0	2	0	2	1	3	0	7	1	8
River Gee	0	0	0	0	0	0	0	0	0	0	0
Sinoe	0	0	1	0	0	0	0	0	1	0	1
<b>National</b>	<b>0</b>	<b>0</b>	<b>4</b>	<b>1</b>	<b>13</b>	<b>8</b>	<b>19</b>	<b>6</b>	<b>36</b>	<b>15</b>	<b>51</b>

# Summary of COVID-19 Deaths by Reporting County, Liberia, 16 March – 11 July 2020

County	DAILY REPORT								Cumulative Deaths
	New Suspected Deaths	Laboratory Confirmed Deaths						Confirmed Deaths on Contact List	
		COVID-19 Treatment Unit	Total in COVID-19 Treatment Unit	Health Facility	Total in Health Facility	Community	Total in Community		
Bong	0	0	0	0	3	0	1	0	4
Gbarpolu	0	0	0	0	2	0	0	0	2
Grand Bassa	0	0	0	0	0	0	0	0	0
Grand Kru	0	0	0	0	0	0	0	0	0
Lofa	0	0	0	0	4	0	2	0	6
Maryland	0	0	0	0	2	0	0	0	2
Margibi	0	0	0	0	5	0	0	0	5
Montserrado	0	0	6	0	6	0	11	0	23
Nimba	0	0	1	0	3	0	4	0	8
River Gee	0	0	0	0	0	0	0	0	0
Sinoe	0	0	0	0	1	0	0	0	1
<b>National</b>	<b>0</b>	<b>0</b>	<b>7</b>	<b>0</b>	<b>26</b>	<b>0</b>	<b>18</b>	<b>0</b>	<b>51</b>

The Liberia Case Fatality rate (CFR) officially considered is for deaths that occurred among patients in care at the COVID-19 treatment units across the country. As of 8 July 2020 , a total of 6 deaths have been recorded CFR=0.62%. The country is however keeping active surveillance on community deaths and deaths in non COVID-19 treatment health units.

# Daily and Cumulative Healthcare Worker (HCW) COVID-19 Cases and Deaths by County, Liberia, 16 March – 11 July 2020

County	DAILY REPORT						CUMULATIVE CASES (ALIVE & DEAD)	
	New Suspected & High Risk Cases (Alive)			New Suspect Death	Laboratory Confirmed Cases	Confirmed Cases on Contact List	Confirmed	Deaths
	Suspect	High Risk	Total					
Bomi	0	0	0	0	0	0	3	0
Bong	0	0	0	0	0	0	19	3
Gbarpolu	0	0	0	0	0	0	1	1
Grand Bassa	0	0	0	0	0	0	4	0
Grand Kru	0	0	0	0	0	0	0	0
Lofa	0	0	0	0	0	0	14	0
Margibi	0	0	0	0	0	0	11	1
Maryland	0	0	0	0	0	0	11	0
Montserrado	0	0	0	0	0	0	37	1
Nimba	0	0	0	0	0	0	4	0
River Gee	0	0	0	0	0	0	7	0
Sinoe	0	0	0	0	0	0	2	0
<b>NATIONAL</b>	<b>0</b>	<b>0</b>	<b>0</b>	<b>0</b>	<b>0</b>	<b>0</b>	<b>113</b>	<b>6</b>

# Cadre Cases and Deaths by Health Care Workers

## (16 March – 11 July 2020)

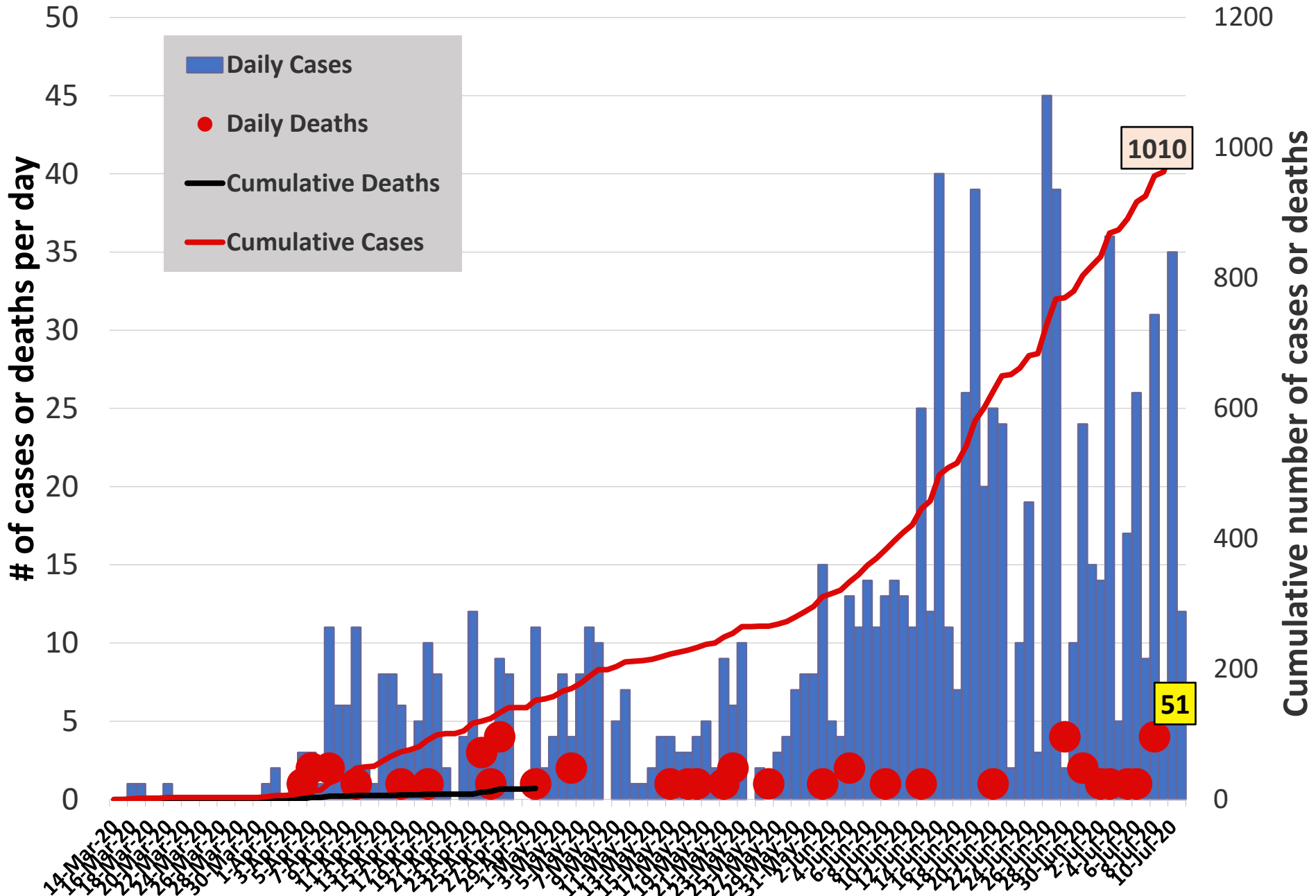
Health Care Worker Cadre	Montserratado		Margibi		Nimba		River Gee		Sinoe		Grand Kru		Gbarpolu		Bong		Lofa		Grand Bassa		Maryland		Bomi		National (Total)		
	Cases	Deaths	Cases	Deaths	Cases	Deaths	Cases	Deaths	Cases	Deaths	Cases	Deaths	Cases	Deaths	Cases	Deaths	Cases	Deaths	Cases	Deaths	Cases	Deaths	Cases	Deaths	Cases	Deaths	
Doctors	6	0	0	0	1	0	0	0	0	0	0	0	0	0	1	0	0	0	0	0	0	0	0	0	0	8	0
Pharmacists	1	0	0	0	0	0	0	0	0	0	0	0	0	0	0	0	0	0	0	0	0	0	0	0	0	1	0
Nurses	15	1	3	0	2	0	3	0	0	0	0	0	1	1	12	1	9	0	3	0	0	0	0	1	0	49	3
Midwife	0	0	0	0	0	0	1	0	0	0	0	0	0	0	1	0	1	0	0	0	0	0	0	0	0	3	0
Radiologist	1	0	0	0	0	0	0	0	0	0	0	0	0	0	0	0	0	0	0	0	0	0	0	0	0	1	0
Physician Assistants	0	0	0	0	0	0	1	0	0	0	0	0	0	0	0	0	1	0	0	0	0	0	0	0	0	2	0
Lab Technician	4	0	1	0	1	0	0	0	1	0	0	0	0	0	0	0	1	0	0	0	10	0	0	0	0	18	0
Environmental Health Technicians	6	0	0	0	0	0	0	0	0	0	0	0	0	0	0	0	0	0	0	0	0	0	0	0	0	6	0
Microbiologist	1	0	0	0	0	0	0	0	0	0	0	0	0	0	0	0	0	0	0	0	0	0	0	0	0	1	0
Epidemiologist	2	0	0	0	0	0	0	0	0	0	0	0	0	0	0	0	0	0	0	0	0	0	0	0	0	2	0
Dieticians	0	0	7	1	0	0	0	0	0	0	0	0	0	0	0	0	0	0	0	0	0	0	0	0	0	7	1
Dispenser	0	0	0	0	0	0	0	0	0	0	0	0	0	0	2	1	0	0	0	0	0	0	0	0	0	2	1
Licensed Practical Nurse	0	0	0	0	0	0	0	0	0	0	0	0	0	0	1	1	0	0	0	0	0	0	0	0	0	1	1
Psychosocial Worker	1	0	0	0	0	0	0	0	0	0	0	0	0	0	0	0	0	0	0	0	0	0	0	0	0	1	0
Hygienist	0	0	0	0	0	0	0	0	0	0	0	0	0	0	1	0	0	0	0	0	0	0	0	0	0	1	0
Logistician	0	0	0	0	0	0	0	0	0	0	0	0	0	0	0	0	0	0	1	0	0	0	0	0	0	1	0
Vaccinator	0	0	0	0	0	0	0	0	0	0	0	0	0	0	0	0	0	0	0	0	0	0	0	1	0	1	0
Ambulance Driver	0	0	0	0	0	0	0	0	0	0	0	0	0	0	0	0	2	0	0	0	0	0	0	0	0	2	0
Procurement Officer	0	0	0	0	0	0	0	0	1	0	0	0	0	0	0	0	0	0	0	0	0	0	0	0	0	1	0
Registrar	0	0	0	0	0	0	0	0	0	0	0	0	0	0	0	0	0	0	0	0	0	0	0	1	0	1	0
CHT Secretary	0	0	0	0	0	0	1	0	0	0	0	0	0	0	0	0	0	0	0	0	0	0	0	0	0	1	0
Hospital Administrator	0	0	0	0	0	0	1	0	0	0	0	0	0	0	0	0	0	0	0	0	0	0	0	0	0	1	0
Hospital Cleaner	0	0	0	0	0	0	0	0	0	0	0	0	0	0	1	0	0	0	0	0	1	0	0	0	0	2	0
<b>Total:</b>	<b>37</b>	<b>1</b>	<b>11</b>	<b>1</b>	<b>4</b>	<b>0</b>	<b>7</b>	<b>0</b>	<b>2</b>	<b>0</b>	<b>0</b>	<b>0</b>	<b>1</b>	<b>1</b>	<b>19</b>	<b>3</b>	<b>14</b>	<b>0</b>	<b>4</b>	<b>0</b>	<b>11</b>	<b>0</b>	<b>3</b>	<b>0</b>	<b>113</b>	<b>6</b>	



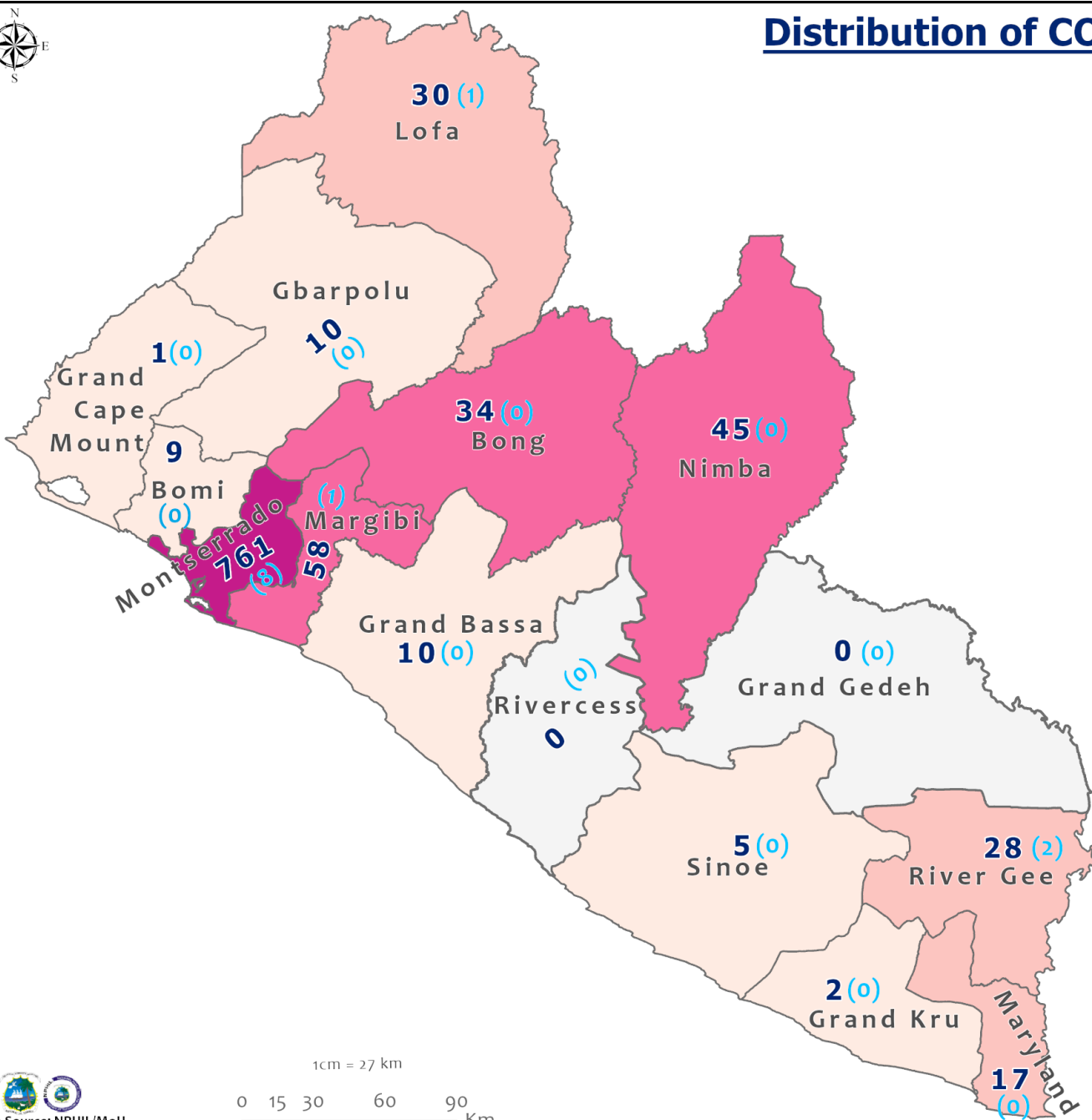
# Suspected and High Risk Cases and Deaths (16 March – 11 July 2020)

County	New Suspected	Cumulative Suspected	New High Risk	Cumulative High Risk	New Suspected Deaths	Cumulative Suspected Deaths
<b>Montserrado</b>	8	5850	0	0	0	79
<b>Margibi</b>	0	6	0	44	0	1
<b>Maryland</b>	0	20	0	18	0	5
<b>Bong</b>	0	22	0	159	0	3
<b>River Gee</b>	0	39	0	33	0	0
<b>Lofa</b>	0	68	0	73	0	53
<b>Grand Cape Mount</b>	0	21	0	0	0	0
<b>Bomi</b>	0	4	0	81	0	0
<b>Sinoe</b>	0	46	0	54	0	7
<b>Grand Kru</b>	0	14	0	21	0	1
<b>Gbarpolu</b>	0	87	0	13	0	0
<b>Grand Bassa</b>	0	43	0	32	0	0
<b>Nimba</b>	0	185	3	180	0	13
<b>National</b>	<b>8</b>	<b>6405</b>	<b>3</b>	<b>708</b>	<b>0</b>	<b>162</b>


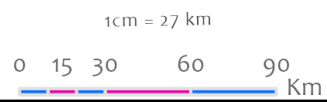
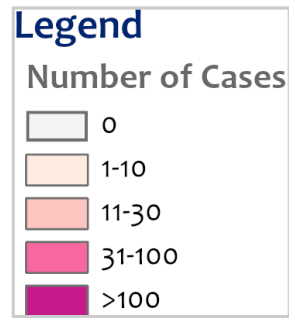
# EPI-Curve of Confirmed Cases and Deaths



# Distribution of COVID-19 Cases by County in Liberia - July 11, 2020



Total cumulative cases:  
**1010**  
 Total new cases:  
**12**

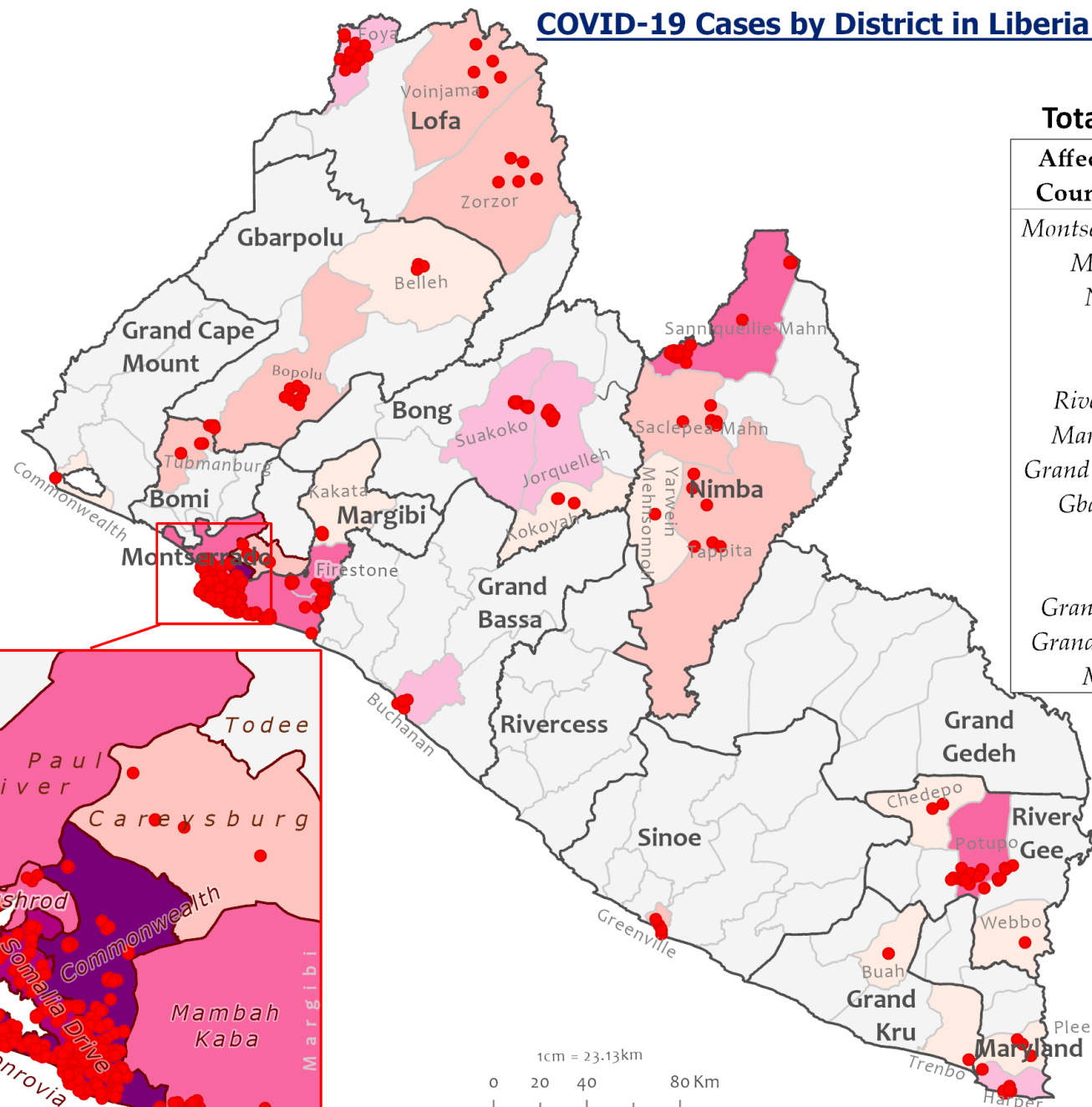


# COVID-19 Cases by District in Liberia - July 11, 2020



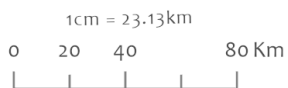
## Legend

- Confirmed cases
- 
- Cases / District
- 0
  - 1-3
  - 4-10
  - 11-20
  - 21-62
  - 63-82
  - 83-335



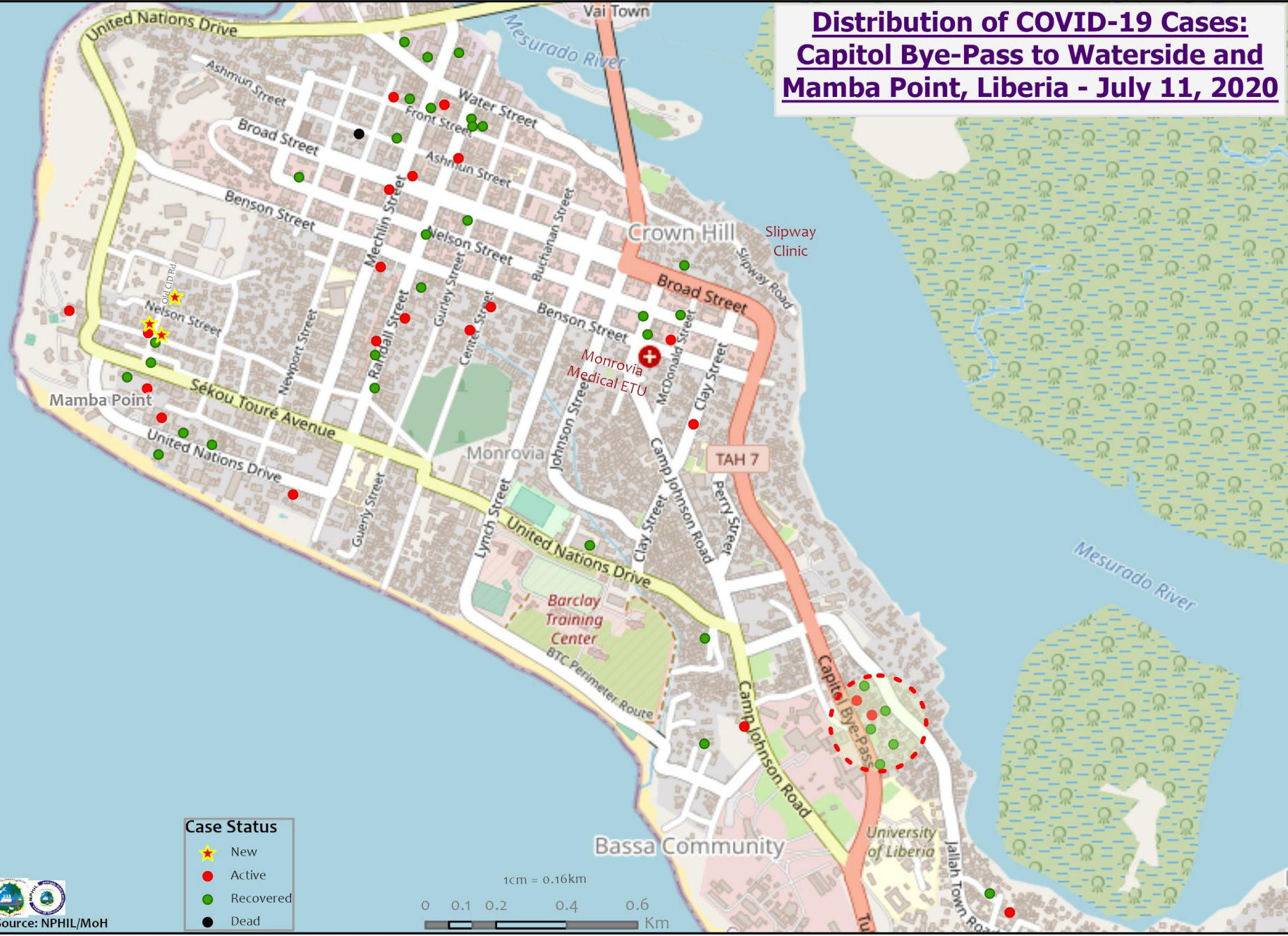
**Total Cases: 1010**

Affected Counties	Cumulative Cases
Montserrado	761
Margibi	58
Nimba	45
Bong	34
Lofa	30
River Gee	28
Maryland	17
Grand Bassa	10
Gbarpolu	10
Bomi	9
Sinoe	5
Grand Kru	2
Grand Cape Mount	1

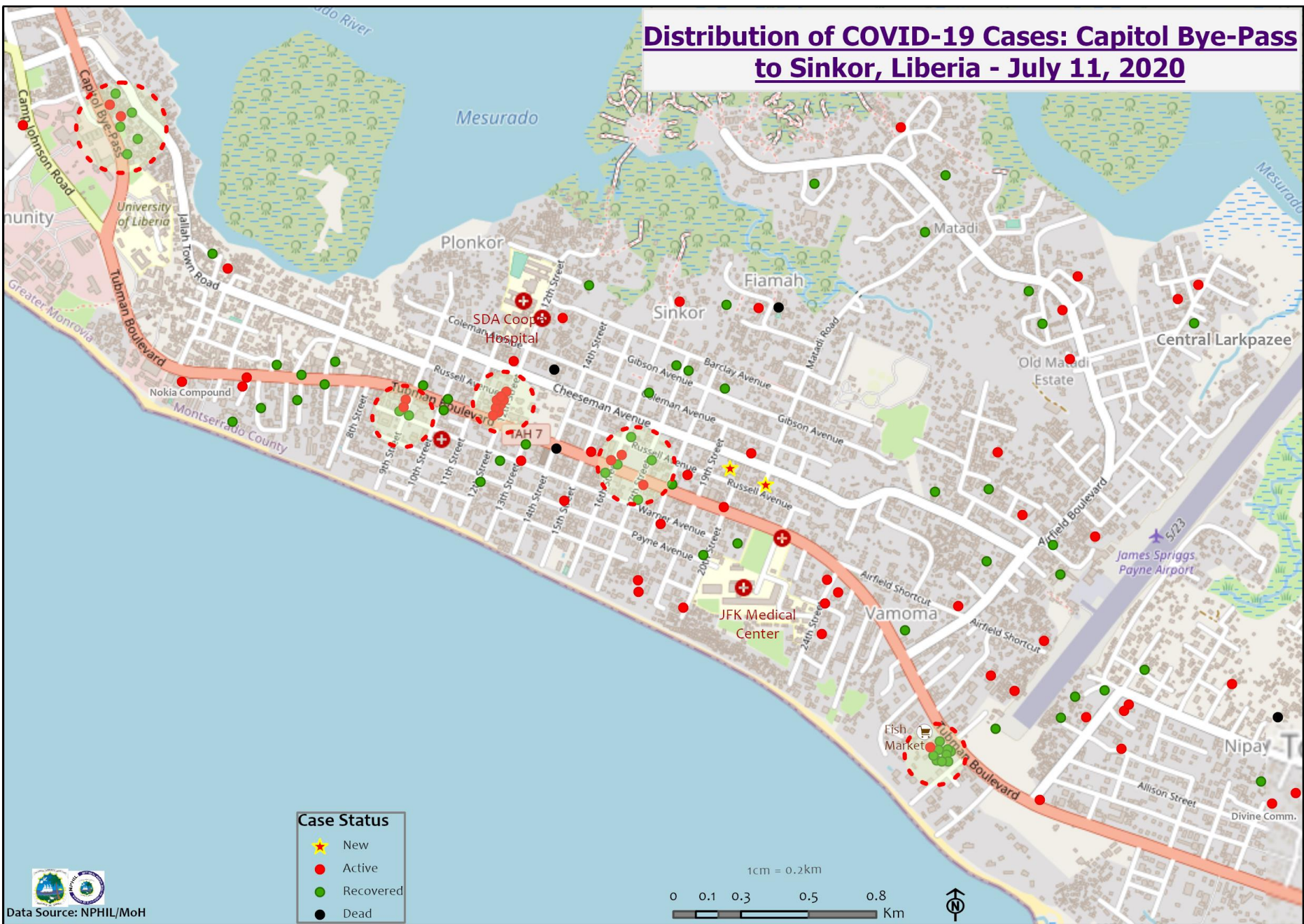


Data Source: NPHIL/MoH

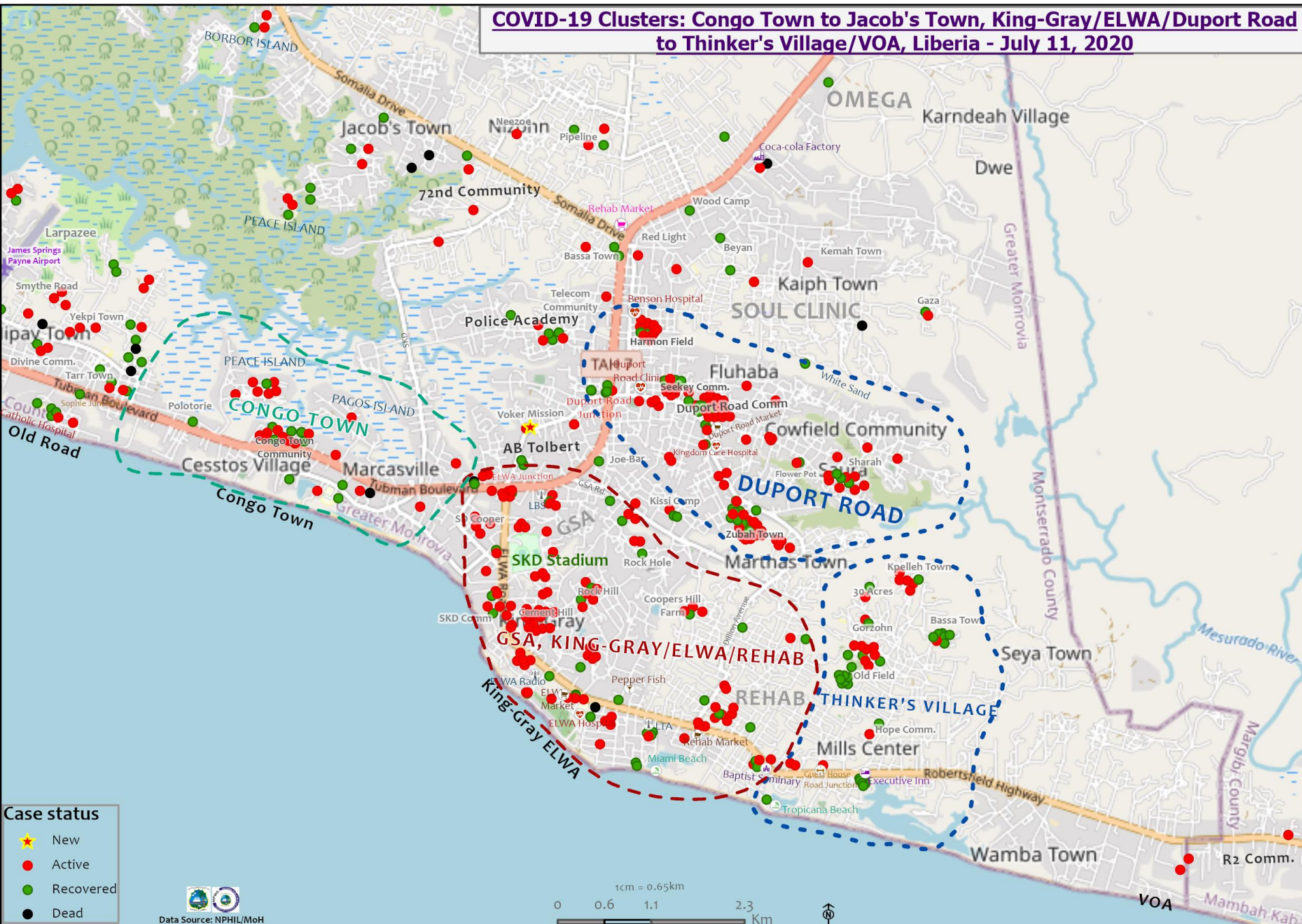
# Distribution of COVID-19 Cases: Capitol Bye-Pass to Waterside and Mamba Point, Liberia - July 11, 2020



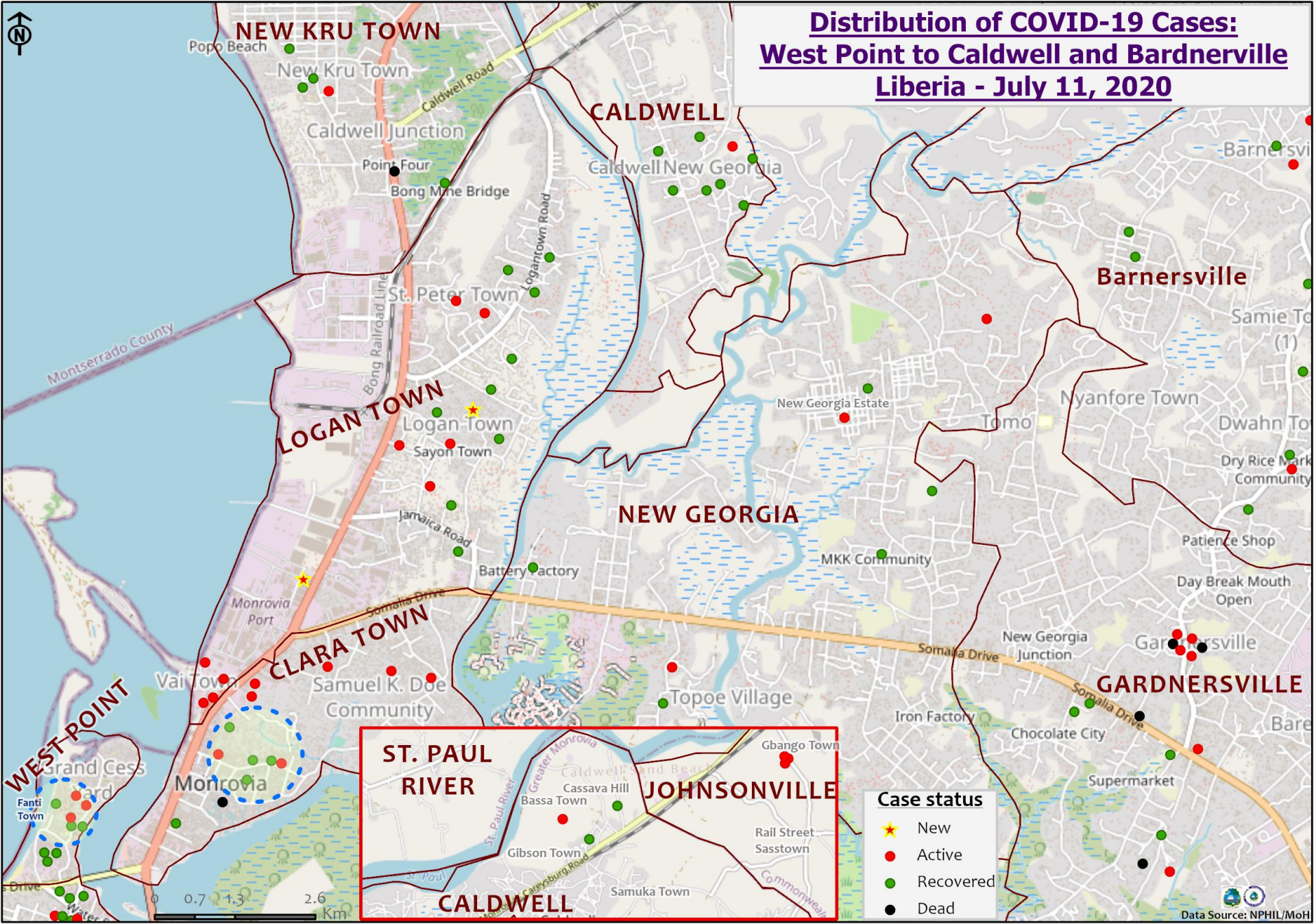
# Distribution of COVID-19 Cases: Capitol Bye-Pass to Sinkor, Liberia - July 11, 2020



# COVID-19 Clusters: Congo Town to Jacob's Town, King-Gray/ELWA/Duport Road to Thinker's Village/VOA, Liberia - July 11, 2020



# Distribution of COVID-19 Cases: West Point to Caldwell and Bardnerville Liberia - July 11, 2020



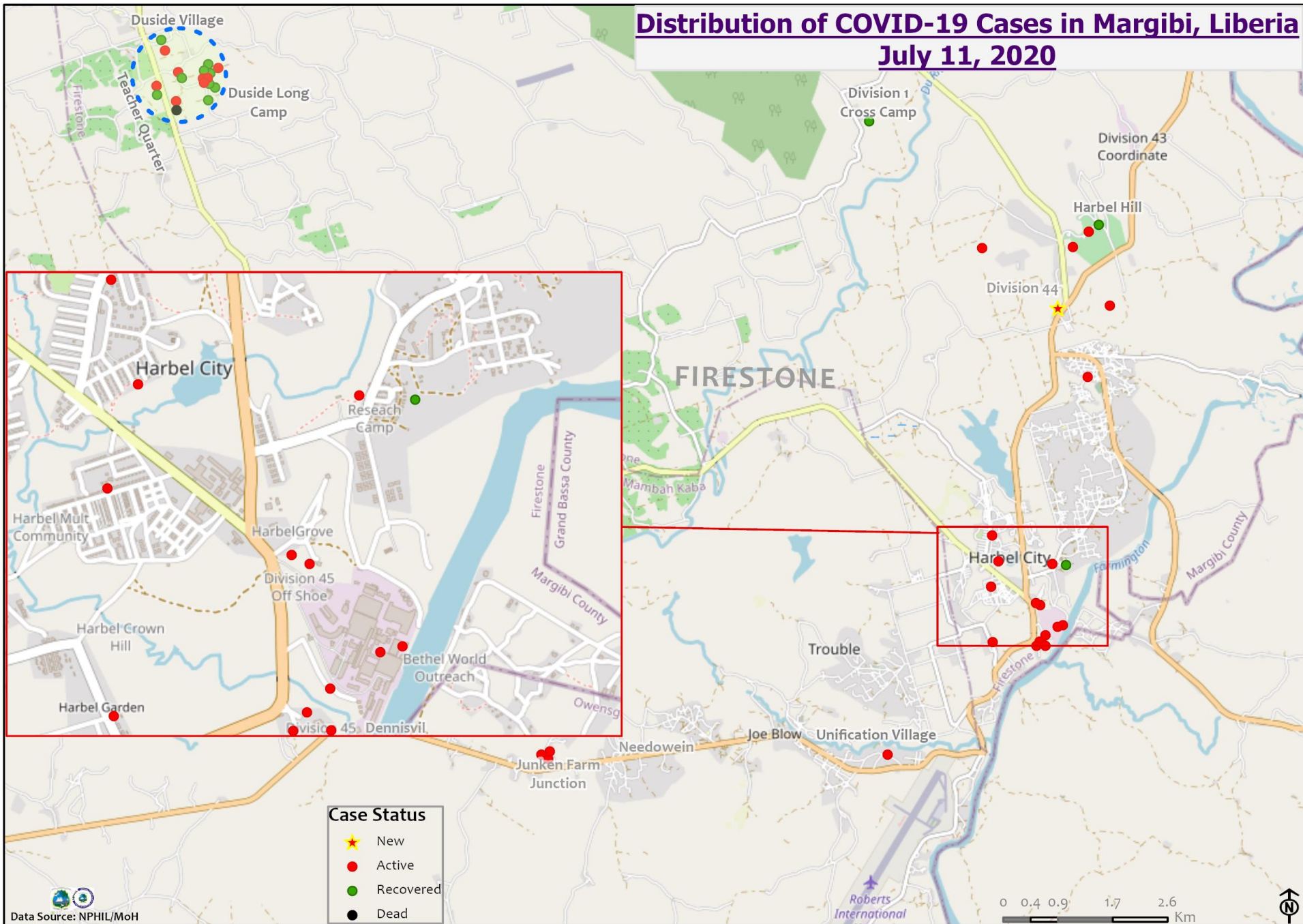
**Case status**

- ★ New
- Active
- Recovered
- Dead



# Distribution of COVID-19 Cases in Margibi, Liberia

## July 11, 2020



# Precautionary Observation Centers (POC): Admission and Discharges

County	Precautionary Observation Centers				Cumulative Move to Treatment
	New admissions	Currently in POC	Daily Discharges	Cumulative Discharges (not including transferred)	
Bomi	0	0	0	0	0
Bong	0	0	0	0	0
Gbarpolu	0	0	0	0	0
Grand Bassa	0	3	1	33	0
Margibi	0	21	0	71	0
Maryland	0	3	2	2	0
Montserrado	0	63	0	56	0
Nimba	0	2	0	31	0
River Gee	0	8	0	1	0
Sinoe	0	13	40	168	0
Lofa	0	16	0	332	0
<b>NATIONAL</b>	<b>0</b>	<b>129</b>	<b>43</b>	<b>694</b>	<b>0</b>

Montserrado County is not report

# 14 Military Hospital & Union Treatment Center Daily Report – July 11, 2020

Treatment Facility Name	New admissions	Daily Discharges	Cumulative Recoveries	Daily Deaths	Cumulative Deaths	*Currently in treatment	Available Bed Occupancy %
14 Military Hospital Treatment Unit	5	1	365	0	6	78	32
Union Treatment Center	0	2	12	0	0	27	26
<b>TOTAL</b>	<b>5</b>	<b>3</b>	<b>377</b>	<b>0</b>	<b>6</b>	<b>105</b>	<b>58</b>

Demographic Breakdown of Cases												
Treatment Facility Name	Total Census	Total Adult	Total Children	Total Female	Total Male	Total Confirm	Others	Pregnant	Children			
									<1	1-5	6-10	11-17
14 Military Hospital Treatment Unit	78	72	6	14	64	75	3	0	1	3	0	2
Union Treatment Center	27	25	2	10	17	27	0	0	0	0	1	1
<b>TOTAL</b>	<b>105</b>	<b>97</b>	<b>8</b>	<b>24</b>	<b>81</b>	<b>102</b>	<b>3</b>	<b>0</b>	<b>1</b>	<b>3</b>	<b>1</b>	<b>3</b>

\*102 Confirmed cases + 3 Special cases = 105 Total patients

# Recoveries from Treatment Units (16 March – 11 July 2020)

<b>COVID-19 Treatment Units</b>				
<b>Treatment Unit</b>	<b>New admissions</b>	<b>Cumulative admissions</b>	<b>Recoveries</b>	<b>Cumulative Recoveries</b>
14 Military Hospital & Union Treatment Center, Montserrado	5	478	3	379
Chief Jallahlone Hospital, Gbarpolu	0	3	0	1
Jackson F. Doe Hospital, Nimba	0	3	0	1
E&J Medical Center, Nimba	1	15	0	0
Ganta Methodist Hospital, Nimba	0	1	0	1
AML Yekepa, Nimba	0	8	0	0
Pleebo Health Center, Maryland	0	5	0	1
JJ Dossen Hospital, Maryland	0	9	0	0
Rally Time Hospital, Grand Kru	0	1	0	1
Fish Town Hospital, River Gee	12	27	0	1
St. Timothy Hospital, Grand Cape Mount	0	1	0	0
Liberia Government Hospital, Bomi	0	8	0	2
Tellewoyan Hospital, Lofa	0	10	0	3
Foya Hospital, Lofa	0	9	0	0
Curran Hospital, Lofa	0	3	0	0
Phebe Hospital, Bong	0	24	0	3
Liberia Government Hospital, Grand Bassa	0	4	0	3
Arcelor Mittal, Grand Bassa	0	5	0	5
Duside Hospital, Margibi	2	35	0	20
F. J. Grant Hospital, Sinoe	0	4	0	2
<b>Total</b>	<b>20</b>	<b>653</b>	<b>3</b>	<b>423</b>

# Admissions, Currently in Treatment, and Discharges

COVID-19 Treatment Units									
Treatment Unit	New admissions	Cumulative admissions	Discharges	Cumulative Discharges	Currently in Treatment Unit	Total Males	Total Females	0-35 yrs	36+ yrs
Liberia Government Hospital, Bomi	0	8	0	2	6	4	2	1	5
Phebe Hospital, Bong	0	24	0	3	20	12	8	11	9
Chief Jallahlone Hospital, Gbarpolu	0	3	0	1	0	0	0	0	0
Arcelor Mittal, Grand Bassa	0	5	0	5	0	0	0	0	0
Liberia Government Hospital, Grand Bassa	0	4	0	3	0	0	0	0	0
St. Timothy Hospital, Grand Cape Mount	0	1	0	0	1	1	0	0	1
Rally Time Hospital, Grand Kru	0	1	0	1	0	0	0	0	0
Tellewoyan Hospital, Lofa	0	12	0	3	9	7	2	2	7
Foya Burma Hospital, Lofa	0	9	0	0	9	6	3	3	6
Curran Hospital, Lofa	0	3	0	0	3	2	1	1	2
Duside Hospital, Margibi	2	35	0	20	14	8	6	5	9
Pleebo Health Center, Maryland	0	5	0	1	5	2	3	3	2
JJ Dossen Hospital, Maryland	0	9	0	0	9	9	0	8	1
Jackson F. Doe Hospital, Nimba	0	3	0	1	1	1	0	1	0
E&J Medical Center, Nimba	1	15	0	0	15	11	4	3	12
AML Yekepa, Nimba	0	8	0	0	8	5	3	2	6
Ganta Methodist Hospital, Nimba	0	1	0	1	0	0	0	0	0
Fish Town Hospital, River Gee	12	27	0	1	26	22	4	9	17
F. J. Grant Hospital, Sinoe	0	4	0	2	2	1	1	0	2
<b>Total</b>	<b>15</b>	<b>177</b>	<b>0</b>	<b>44</b>	<b>128</b>	<b>91</b>	<b>37</b>	<b>49</b>	<b>79</b>

## Laboratory Samples Evaluated – July 11, 2020

<b>Laboratory</b>	<b>Total</b>	<b>New Positive</b>	<b>Repeat Positive</b>	<b>Initial Negative</b>	<b>Repeat Test Negative</b>	<b>Pending Lab Result</b>
<b>NPHRL</b>	<b>74</b>	<b>12</b>	<b>1</b>	<b>49</b>	<b>0</b>	<b>12</b>
<b>Total</b>	<b>74</b>	<b>12</b>	<b>1</b>	<b>49</b>	<b>0</b>	<b>12</b>

# Summary of COVID-19 Contact Tracing in Response Counties

County	New Contacts Line listed	Cumulative Contacts	No. of Health Care Workers as Contacts	Cumulative no. of Health Care Workers as contacts	Contacts became a case	Cumulative contacts that became a case	Contacts Completed 14 Days	Cumulative Contacts Completing 14 Days	Contacts Under Follow-up	Contacts lost to Follow-up
Montserratado	0	3769	0	425	0	155	37	3340	356	3
Margibi	0	393	0	109	0	24	0	221	111	0
Grand Bassa	0	138	0	65	0	9	0	123	6	0
Sinoe	0	181	0	29	0	1	40	168	13	0
Gbarpolu	0	87	0	13	0	8	0	53	34	0
Lofa	36	597	0	77	0	23	0	332	262	0
Nimba	3	550	0	51	0	19	2	469	76	2
<b>Bong</b>	<b>0</b>	<b>271</b>	<b>0</b>	<b>70</b>	<b>0</b>	<b>18</b>	<b>0</b>	<b>50</b>	<b>219</b>	<b>2</b>
Grand CapeMount	0	21	0	0	0	0	0	0	0	0
RiverGee	0	74	0	13	0	5	0	0	74	0
Maryland	0	76	0	24	0	7	0	0	76	0
Bomi	0	95	0	10	0	8	0	0	95	0
<b>National</b>	<b>39</b>	<b>6252</b>	<b>11</b>	<b>886</b>	<b>0</b>	<b>277</b>	<b>79</b>	<b>4756</b>	<b>1322</b>	<b>7</b>

Montserratado still has issues with the data managers and Bong did not send report

# Active Case Finding (16 March – 11 July 2020)

County	Visitation				Identification, Investigation & Testing								Supervision		
	No. of communities Assigned	No. of communities Visited	No. of Households Assigned	No. of Households Visited	Sick persons Identified	Cumulative Sick persons identified	Sick persons referred for Investigation	Cumulative Sick person referred for Investigation	Sick persons Investigated	Cumulative Sick persons Investigated	Sick persons investigated and referred for testing	Cumulative Sick persons investigated and referred for testing	No. of Sick persons followed-up today	No. of supervision visits	No. of Supervisory Calls
<b>Bomi</b>	127	19	1108	1108	0	0	0	0	0	0	0	0	0	2	0
<b>Bong</b>	333	123	48611	3510	63	76	63	76	63	76	2	2	7	0	0
<b>Montserrado</b>	250	0	0	65053	0	647	0	332	0	313	0	264	0	0	0
<b>Margibi</b>	15	15	15	129	0	4	0	4	0	16	0	10	7	8	7
<b>Maryland</b>	0	0	278	278	1	1	1	1	1	1	1	1	1	0	0
<b>Grand Cape Mount</b>	1	1	19	19	0	0	0	0	0	0	0	0	0	0	0
<b>Sincee</b>	90	90	5232	2534	0	619	169	169	0	169	0	1	0	5	5
<b>River Gee</b>	100	80	50	20	0	24	0	24	0	24	0	24	37	6	0
<b>Gbarpolu</b>	54	54	1270	409	0	217	0	217	0	217	0	25	39	0	0
<b>Grand Bassa</b>	18	18	216	216	6	218	20	218	6	218	0	0	0	0	0
<b>Nimba</b>	430	381	2460	1112	0	50	0	50	0	50	0	33	3	0	0
<b>Lofa</b>	227	227	543	543	0	69	0	69	0	69	0	69	0	33	141
<b>National</b>	<b>1645</b>	<b>990</b>	<b>59586</b>	<b>74931</b>	<b>64</b>	<b>1631</b>	<b>253</b>	<b>866</b>	<b>64</b>	<b>1077</b>	<b>1</b>	<b>427</b>	<b>94</b>	<b>54</b>	<b>153</b>



**Thank you for Listening**