



Liberia COVID-19 Daily Sitrep 119 (12th July 2020)

Summary of COVID-19 Cases by Reporting County, Liberia, 16 March – 12 July 2020

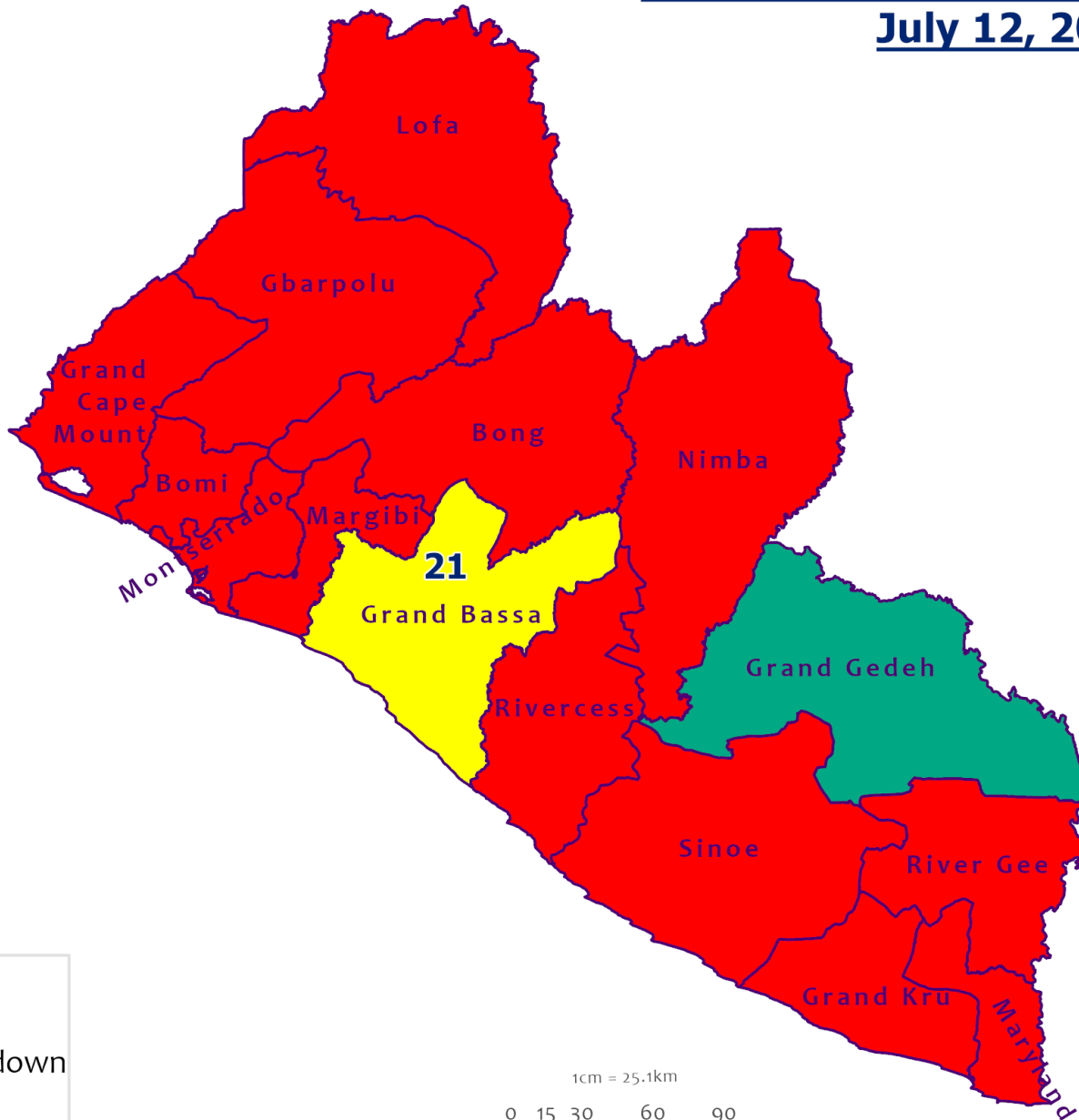
County	Confirmed Cases	Cases on Contact List	Confirmed Cumulative Cases
Bomi	0	0	9
Bong	0	0	34
Gbarpolu	0	0	10
Grand Bassa	0	0	10
Grand Cape Mount	0	0	1
Grand Kru	1	1	3
Lofa	2	2	32
Margibi	2	2	60
Maryland	1	1	18
Montserrado	3	0	764
Nimba	2	2	47
Rivercess	1	0	1
River Gee	2	2	30
Sinoe	0	0	5
NATIONAL	14	10	1024

Demographic Breakdown (Gender & Age) of Confirmed COVID-19 Cases (16 March – 12 July 2020)

County	<15 years		15 - 34		35 - 54		55+		All ages		Total Confirmed
	M	F	M	F	M	F	M	F	M	F	
Bomi	0	2	1	1	3	1	0	1	4	5	9
Bong	3	1	1	5	8	7	6	3	18	16	34
Gbarpolu	1	2	0	2	3	1	1	0	5	5	10
Grand Bassa	1	0	2	6	0	1	0	0	3	7	10
Grand Cape Mount	0	0	0	0	0	0	1	0	1	0	1
Grand Kru	0	0	2	1	0	0	0	0	2	1	3
Lofa	2	1	6	3	11	3	5	1	24	8	32
Margibi	3	3	12	8	15	6	7	6	37	23	60
Maryland	1	0	6	3	5	1	1	1	13	5	18
Montserrado	34	32	202	100	199	82	78	37	513	251	764
Nimba	0	1	13	4	21	2	3	3	37	10	47
Rivercess	0	0	0	1	0	0	0	0	0	1	1
River Gee	0	0	4	2	16	5	3	0	23	7	30
Sinoe	0	0	1	0	3	1	0	0	4	1	5
National	45	42	250	136	284	110	105	52	684	340	1024

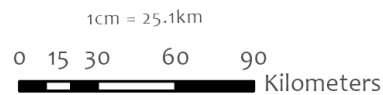


Counties COVID-19 Status in Liberia July 12, 2020



County Status

- Preparedness
- 28-Day Countdown
- Response



Data Source: NPHI/MoH

Demographic Breakdown (Gender & Age) of Confirmed COVID-19 Deaths (16 March – 12 July 2020)

County	<15 years		15 - 34		35 - 54		55+		All ages		Total Confirmed
	M	F	M	F	M	F	M	F	M	F	
Bong	0	0	1	0	0	0	3	0	4	0	4
Gbarpolu	0	0	0	0	1	0	1	0	2	0	2
Grand Bassa	0	0	0	0	0	0	0	0	0	0	0
Grand Kru	0	0	0	0	0	0	0	0	0	0	0
Lofa	0	0	0	0	0	1	4	1	4	2	6
Margibi	0	0	0	1	1	1	0	2	1	4	5
Maryland	0	0	0	0	0	0	1	1	1	1	2
Montserrado	0	0	0	0	9	5	7	2	16	7	23
Nimba	0	0	2	0	2	1	3	0	7	1	8
Rivercess	0	0	0	1	0	0	0	0	0	1	1
River Gee	0	0	0	0	0	0	0	0	0	0	0
Sinoe	0	0	1	0	0	0	0	0	1	0	1
National	0	0	4	2	13	8	19	6	36	16	52

Summary of COVID-19 Deaths by Reporting County, Liberia, 16 March – 12 July 2020

County	DAILY REPORT								Cumulative Deaths
	New Suspected Deaths	Laboratory Confirmed Deaths						Confirmed Deaths on Contact List	
		COVID-19 Treatment Unit	Total in COVID-19 Treatment Unit	Health Facility	Total in Health Facility	Community	Total in Community		
Bong	0	0	0	0	3	0	1	0	4
Gbarpolu	0	0	0	0	2	0	0	0	2
Grand Bassa	0	0	0	0	0	0	0	0	0
Grand Kru	0	0	0	0	0	0	0	0	0
Lofa	0	0	0	0	4	0	2	0	6
Maryland	0	0	0	0	2	0	0	0	2
Margibi	0	0	0	0	5	0	0	0	5
Montserrado	0	0	6	0	6	0	11	0	23
Nimba	0	0	1	0	3	0	4	0	8
Rivercess	0	0	0	1	1	0	0	0	1
River Gee	0	0	0	0	0	0	0	0	0
Sinoe	0	0	0	0	1	0	0	0	1
National	0	0	7	1	27	0	18	0	52

The Liberia Case Fatality rate (CFR) officially considered is for deaths that occurred among patients in care at the COVID-19 treatment units across the country. As of 8 July 2020, a total of 6 deaths have been recorded CFR=0.62%. The country is however keeping active surveillance on community deaths and deaths in non COVID-19 treatment health units.

Daily and Cumulative Healthcare Worker (HCW) COVID-19 Cases and Deaths by County, Liberia, 16 March – 12 July 2020

County	DAILY REPORT						CUMULATIVE CASES (ALIVE & DEAD)	
	New Suspected & High Risk Cases (Alive)			New Suspect Death	Laboratory Confirmed Cases	Confirmed Cases on Contact List	Confirmed	Deaths
	Suspect	High Risk	Total					
Bomi	0	0	0	0	0	0	3	0
Bong	0	0	0	0	0	0	19	3
Gbarpolu	0	0	0	0	0	0	1	1
Grand Bassa	0	0	0	0	0	0	4	0
Grand Kru	0	0	0	0	1	1	1	0
Lofa	0	0	0	0	0	0	14	0
Margibi	0	0	0	0	0	0	11	1
Maryland	0	0	0	0	1	1	12	0
Montserrado	0	0	0	0	0	0	37	1
Nimba	0	0	0	0	2	2	6	0
River Gee	0	0	0	0	1	1	8	0
Sinoe	0	0	0	0	0	0	2	0
NATIONAL	0	0	0	0	5	5	118	6

Cadre Cases and Deaths by Health Care Workers

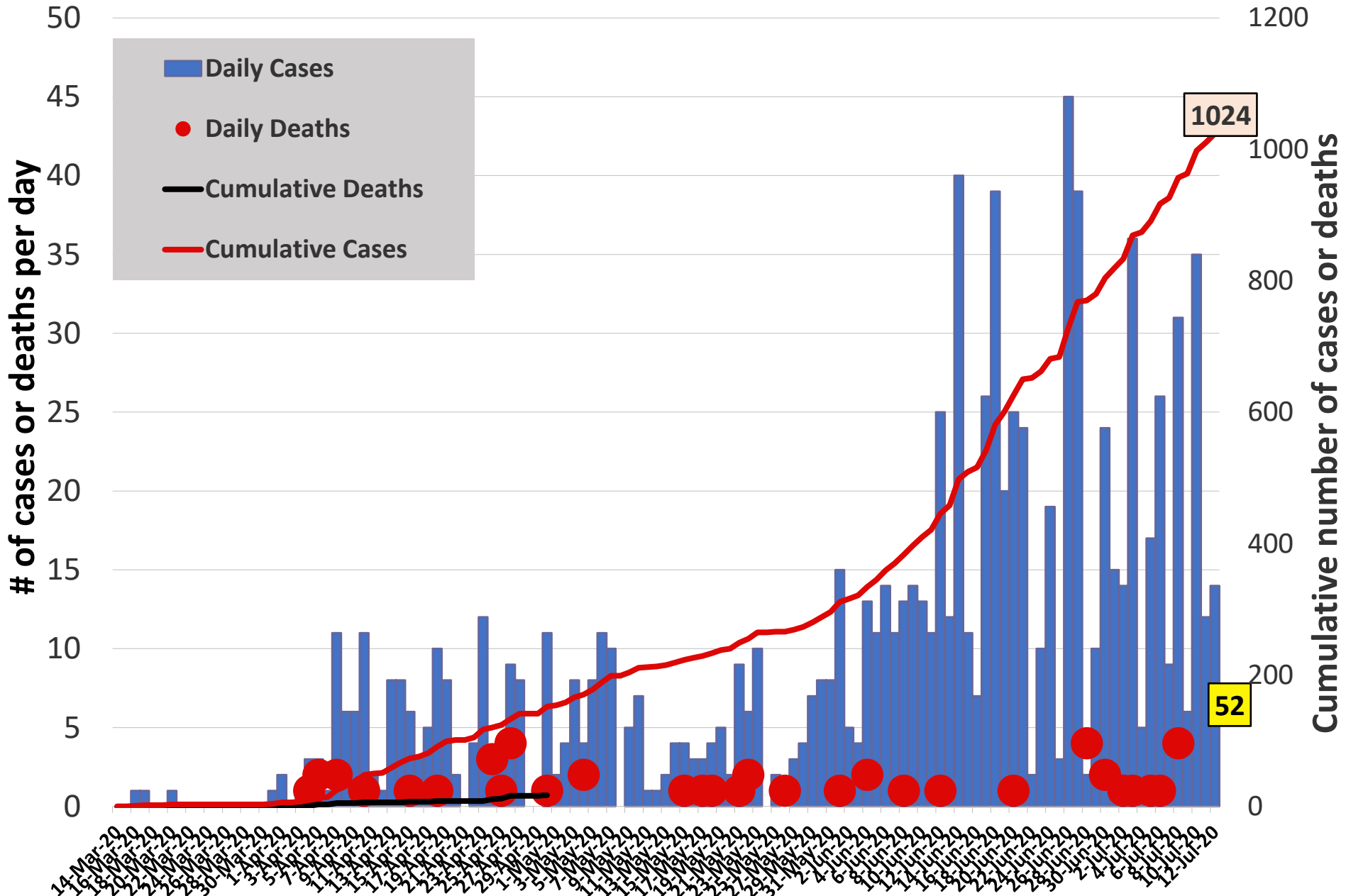
(16 March – 12 July 2020)

Health Care Worker Cadre	Montserratado		Margibi		Nimba		River Gee		Sinoe		Grand Kru		Gbarpolu		Bong		Lofa		Grand Bassa		Maryland		Bomi		National (Total)		
	Cases	Deaths	Cases	Deaths	Cases	Deaths	Cases	Deaths	Cases	Deaths	Cases	Deaths	Cases	Deaths	Cases	Deaths	Cases	Deaths	Cases	Deaths	Cases	Deaths	Cases	Deaths	Cases	Deaths	
Doctors	6	0	0	0	1	0	1	0	0	0	0	0	0	0	1	0	0	0	0	0	0	0	0	0	0	9	0
Pharmacists	1	0	0	0	0	0	0	0	0	0	0	0	0	0	0	0	0	0	0	0	0	0	0	0	0	1	0
Nurses	15	1	3	0	2	0	3	0	0	0	0	0	1	1	12	1	9	0	3	0	1	0	1	0	50	3	
Midwife	0	0	0	0	0	0	1	0	0	0	0	0	0	0	1	0	1	0	0	0	0	0	0	0	0	3	0
Radiologist	1	0	0	0	0	0	0	0	0	0	0	0	0	0	0	0	0	0	0	0	0	0	0	0	0	1	0
Physician Assistants	0	0	0	0	0	0	1	0	0	0	0	0	0	0	0	0	1	0	0	0	0	0	0	0	0	2	0
Lab Technician	4	0	1	0	2	0	0	0	1	0	1	0	0	0	0	0	1	0	0	0	10	0	0	0	20	0	
Environmental Health Technicians	6	0	0	0	0	0	0	0	0	0	0	0	0	0	0	0	0	0	0	0	0	0	0	0	0	6	0
Microbiologist	1	0	0	0	0	0	0	0	0	0	0	0	0	0	0	0	0	0	0	0	0	0	0	0	0	1	0
Epidemiologist	2	0	0	0	0	0	0	0	0	0	0	0	0	0	0	0	0	0	0	0	0	0	0	0	0	2	0
Dieticians	0	0	7	1	0	0	0	0	0	0	0	0	0	0	0	0	0	0	0	0	0	0	0	0	0	7	1
Dispenser	0	0	0	0	0	0	0	0	0	0	0	0	0	0	2	1	0	0	0	0	0	0	0	0	0	2	1
Licensed Practical Nurse	0	0	0	0	0	0	0	0	0	0	0	0	0	0	1	1	0	0	0	0	0	0	0	0	0	1	1
Psychosocial Worker	1	0	0	0	0	0	0	0	0	0	0	0	0	0	0	0	0	0	0	0	0	0	0	0	0	1	0
Hygienist	0	0	0	0	0	0	0	0	0	0	0	0	0	0	1	0	0	0	0	0	0	0	0	0	0	1	0
Logistician	0	0	0	0	0	0	0	0	0	0	0	0	0	0	0	0	0	0	1	0	0	0	0	0	0	1	0
Vaccinator	0	0	0	0	1	0	0	0	0	0	0	0	0	0	0	0	0	0	0	0	0	0	1	0	0	2	0
Ambulance Driver	0	0	0	0	0	0	0	0	0	0	0	0	0	0	0	0	2	0	0	0	0	0	0	0	0	2	0
Procurement Officer	0	0	0	0	0	0	0	0	1	0	0	0	0	0	0	0	0	0	0	0	0	0	0	0	0	1	0
Registrar	0	0	0	0	0	0	0	0	0	0	0	0	0	0	0	0	0	0	0	0	0	0	1	0	0	1	0
CHT Secretary	0	0	0	0	0	0	1	0	0	0	0	0	0	0	0	0	0	0	0	0	0	0	0	0	0	1	0
Hospital Administrator	0	0	0	0	0	0	1	0	0	0	0	0	0	0	0	0	0	0	0	0	0	0	0	0	0	1	0
Hospital Cleaner	0	0	0	0	0	0	0	0	0	0	0	0	0	1	0	0	0	0	0	1	0	0	0	0	0	2	0
Total:	37	1	11	1	6	0	8	0	2	0	1	0	1	1	19	3	14	0	4	0	12	0	3	0	118	6	

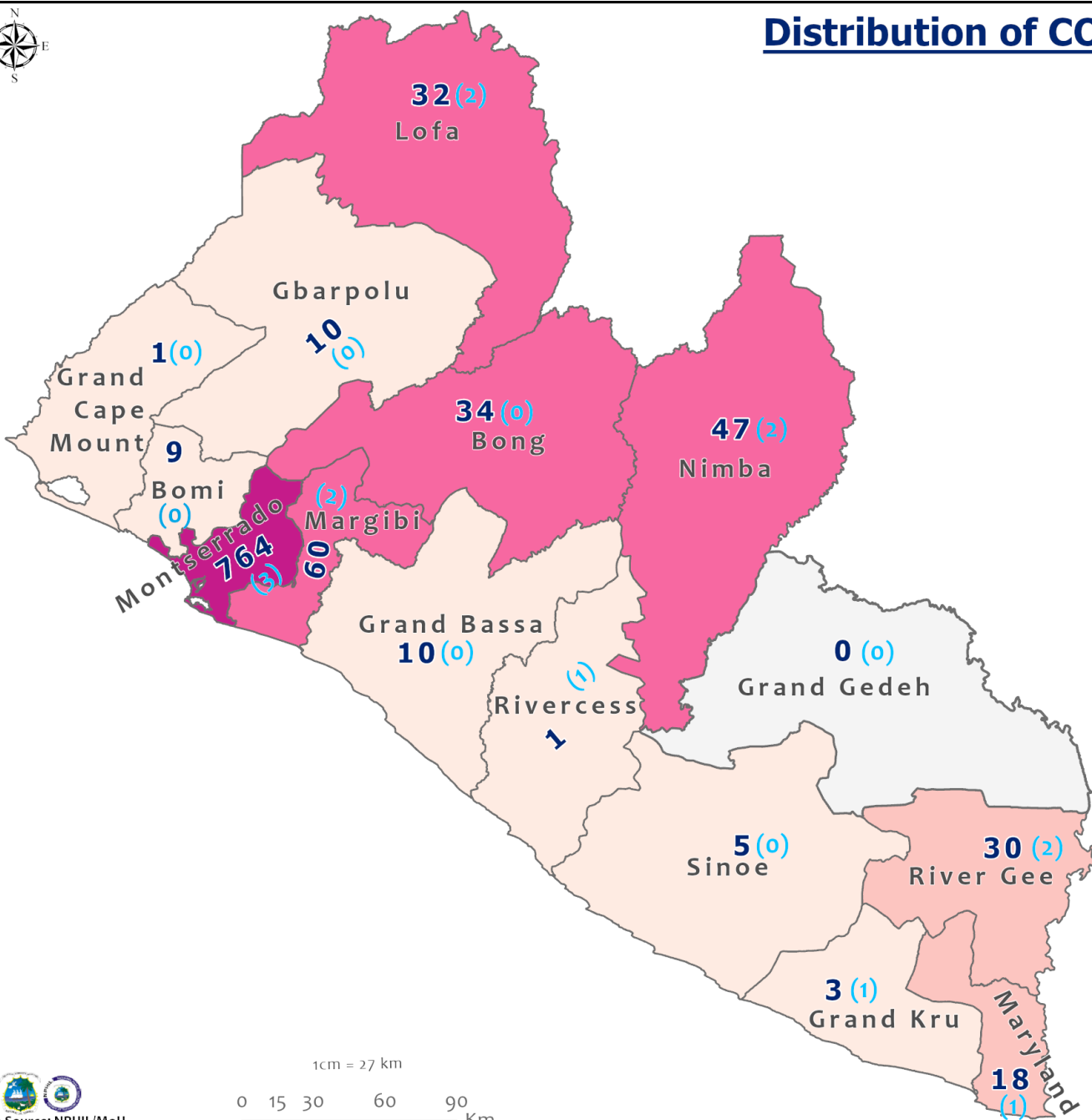
Suspected and High Risk Cases and Deaths (16 March – 12 July 2020)

County	New Suspected	Cumulative Suspected	New High Risk	Cumulative High Risk	New Suspected Deaths	Cumulative Suspected Deaths
Montserrado	13	5873	0	0	0	79
Margibi	0	6	0	44	0	1
Maryland	2	22	0	18	0	5
Bong	0	22	0	159	0	3
River Gee	0	39	0	33	0	0
Lofa	0	68	0	73	0	53
Grand Cape Mount	0	21	0	0	0	0
Bomi	0	4	0	81	0	0
Sinoe	0	46	0	54	0	7
Grand Kru	0	14	0	21	0	1
Gbarpolu	0	87	0	13	0	0
Grand Bassa	0	43	0	32	0	0
Nimba	0	185	0	180	0	13
National	15	6430	0	708	0	162

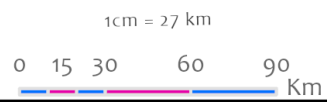

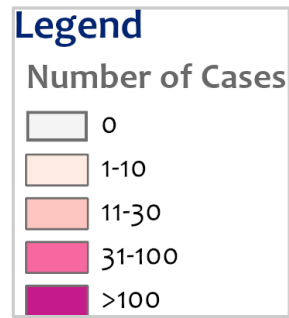
EPI-Curve of Confirmed Cases and Deaths



Distribution of COVID-19 Cases by County in Liberia - July 12, 2020



Total cumulative cases:
1024
 Total new cases:
14



COVID-19 Cases by District in Liberia - July 12, 2020

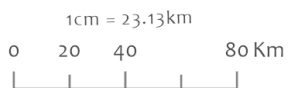
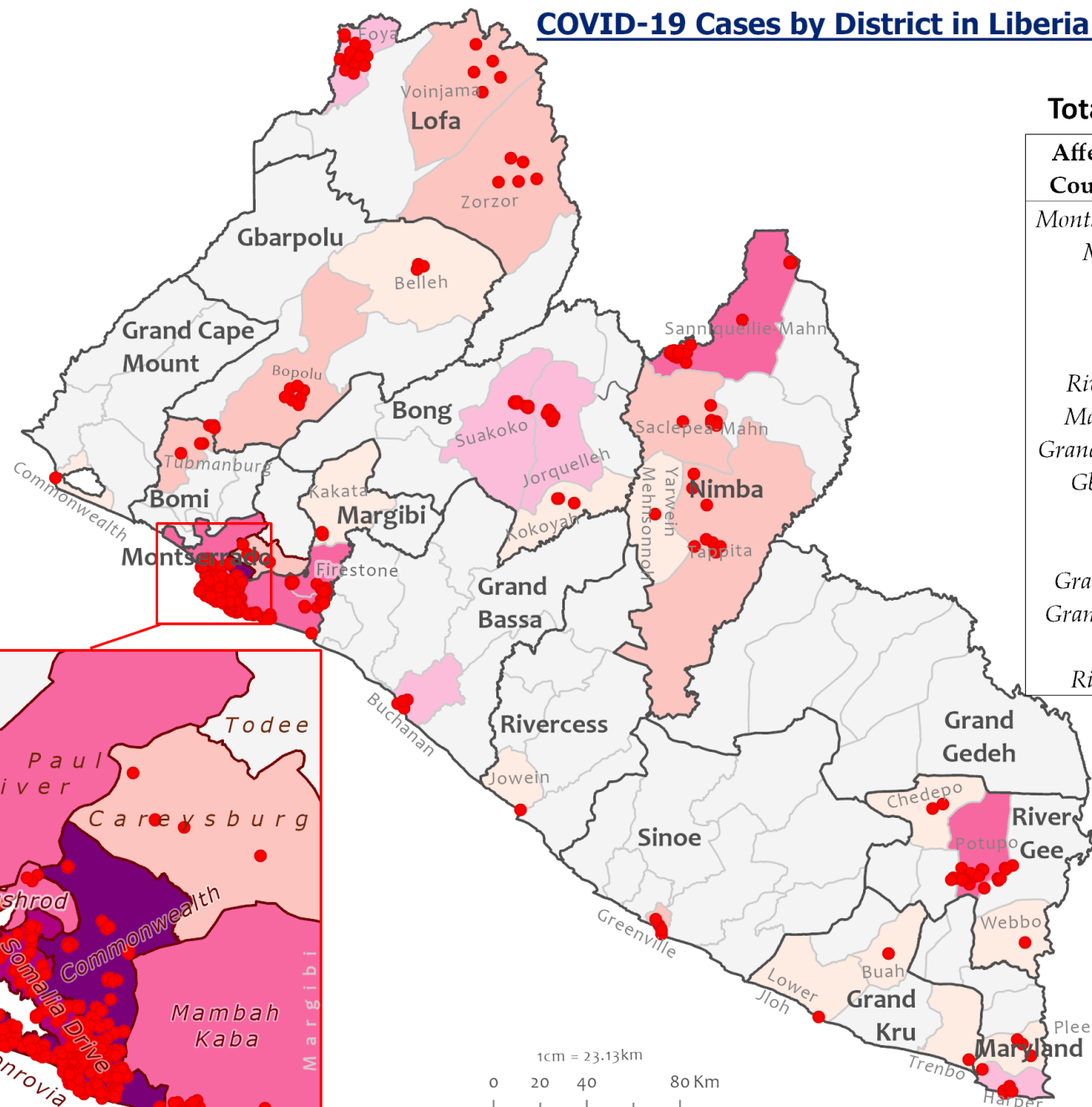
Total Cases: 1024

Affected Counties	Cumulative Cases
Montserrado	764
Margibi	60
Nimba	47
Bong	34
Lofa	32
River Gee	30
Maryland	18
Grand Bassa	10
Gbarpolu	10
Bomi	9
Sinoe	5
Grand Kru	3
Grand Cape Mount	1
Rivercess	1



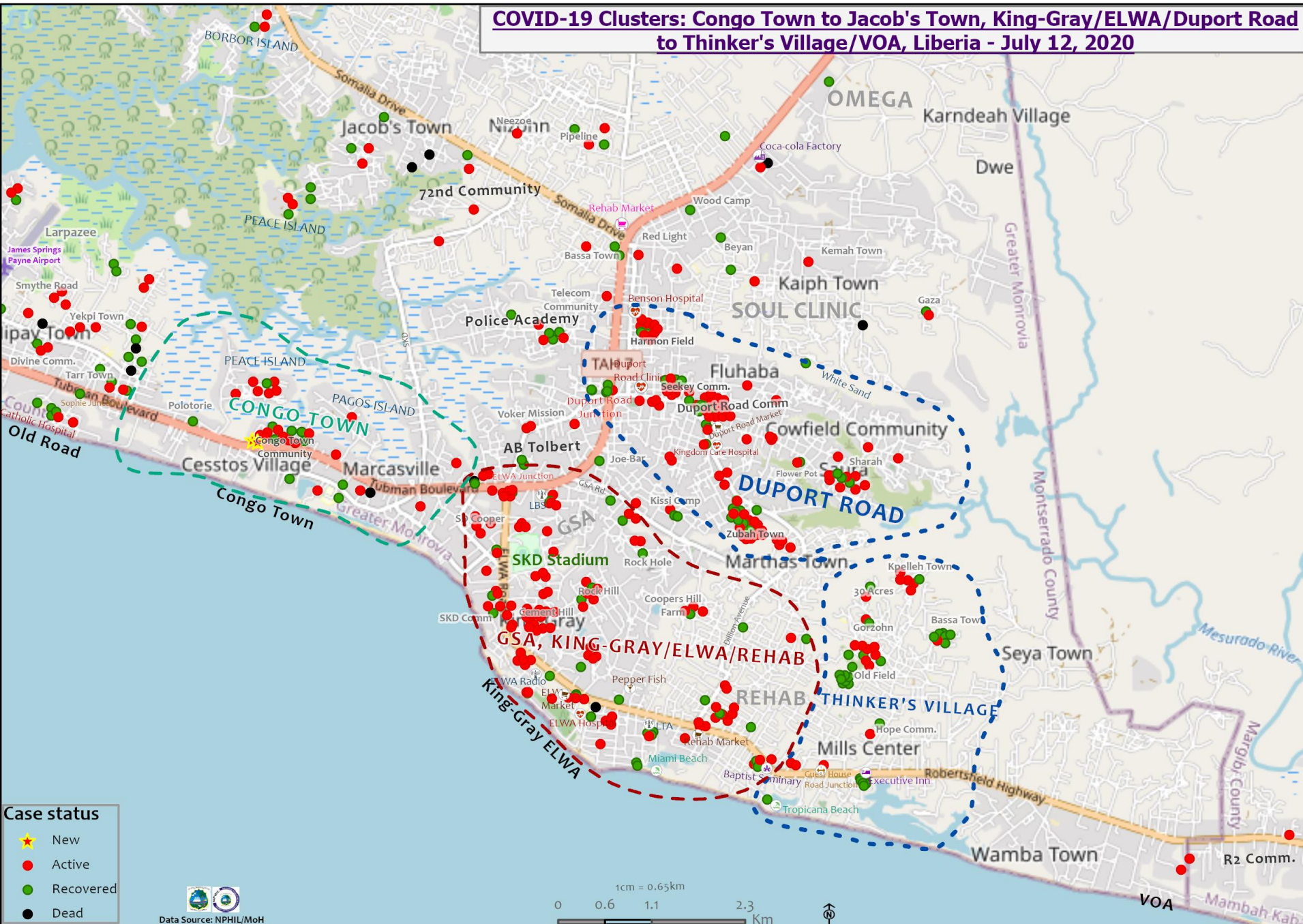
Legend

- Confirmed cases
- Red dot
- Cases / District
- 0
 - 1-3
 - 4-10
 - 11-20
 - 21-62
 - 63-82
 - 83-335



Data Source: NPHIL/MoH

COVID-19 Clusters: Congo Town to Jacob's Town, King-Gray/ELWA/Duport Road to Thinker's Village/VOA, Liberia - July 12, 2020



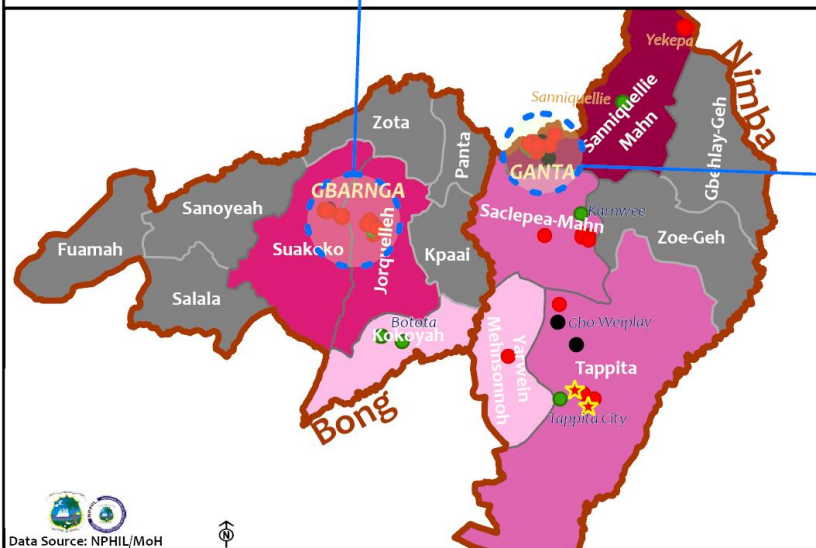
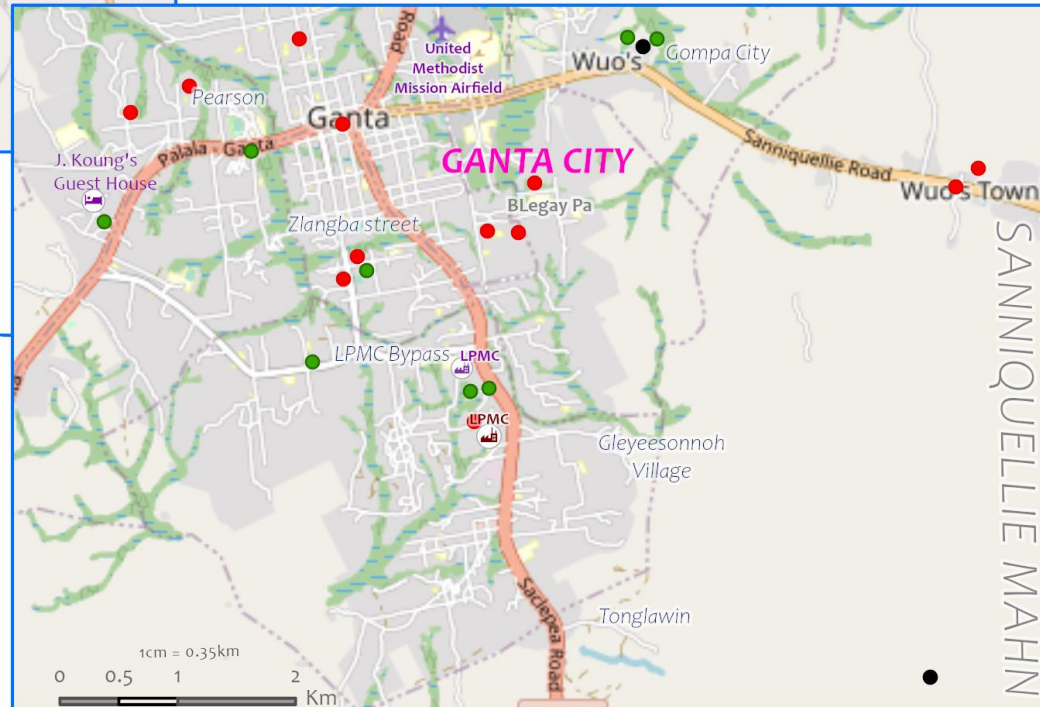
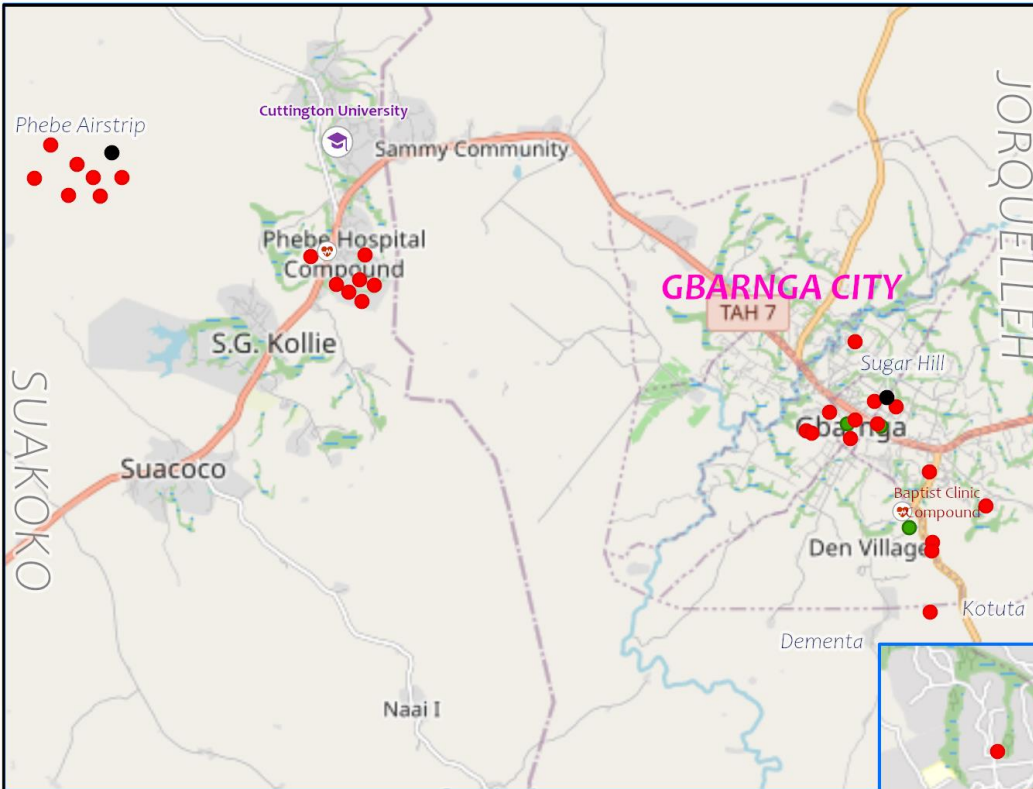
Case status

- ★ New
- Active
- Recovered
- Dead

Data Source: NPHIL/MoH

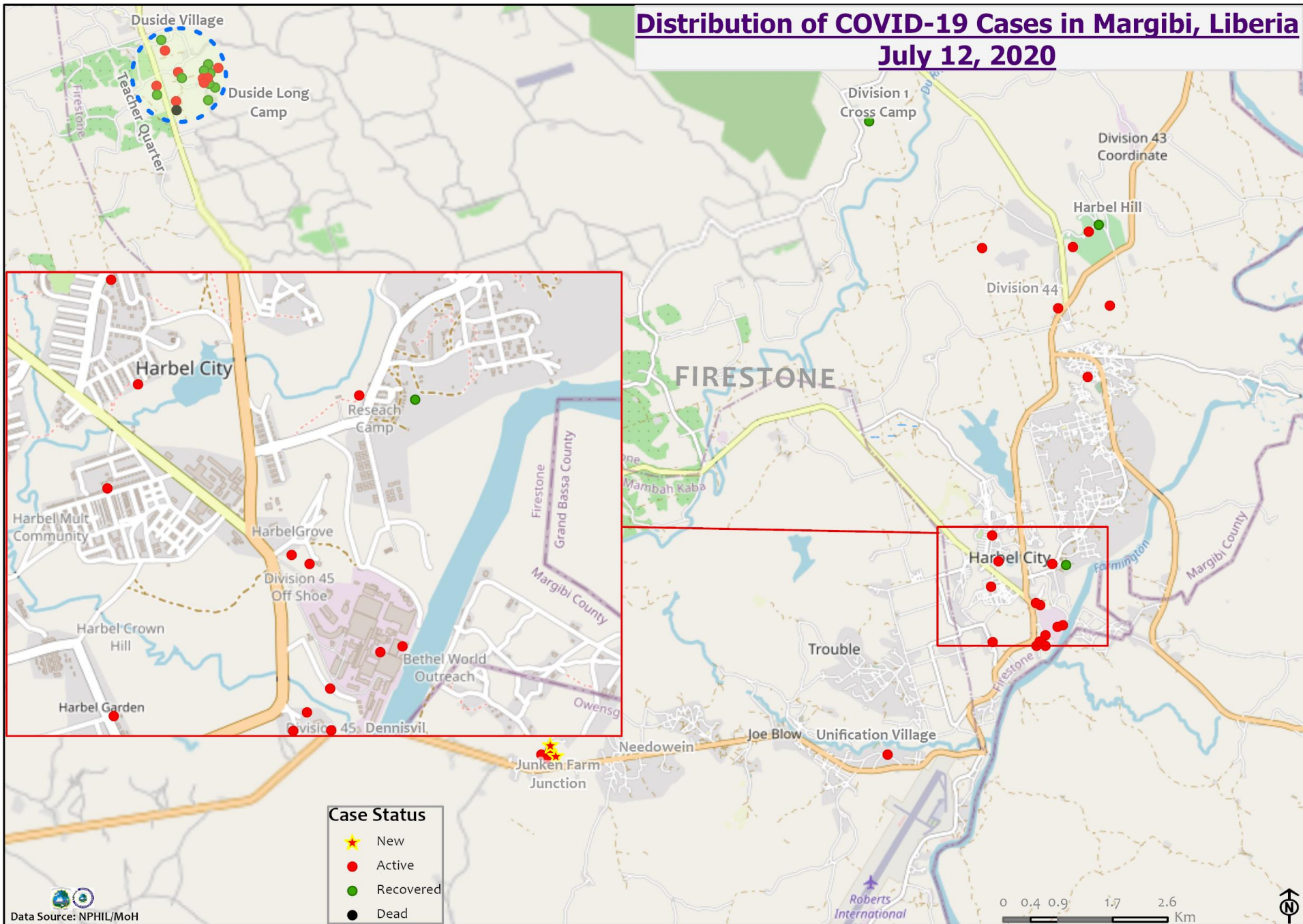


Distribution of COVID-19 Cases in Bong and Nimba counties, Liberia - July 12, 2020



Distribution of COVID-19 Cases in Margibi, Liberia

July 12, 2020



Precautionary Observation Centers (POC): Admission and Discharges

County	Precautionary Observation Centers				Cumulative Move to Treatment
	New admissions	Currently in POC	Daily Discharges	Cumulative Discharges (not including transferred)	
Bomi	0	0	0	0	0
Bong	0	0	0	0	0
Gbarpolu	0	0	0	0	0
Grand Bassa	0	0	3	36	0
Margibi	4	25	0	71	0
Maryland	0	3	0	2	0
Montserrado	0	63	0	56	0
Nimba	0	2	0	31	0
River Gee	0	8	0	1	0
Sinoe	0	13	0	168	0
Lofa	0	16	0	332	0
NATIONAL	4	130	3	697	0

Montserrado County is not report

14 Military Hospital & Union Treatment Center Daily Report – July 12, 2020

Treatment Facility Name	New admissions	Daily Discharges	Cumulative Recoveries	Daily Deaths	Cumulative Deaths	*Currently in treatment	Available Bed Occupancy %
14 Military Hospital Treatment Unit	0	17	381	0	6	61	49
Union Treatment Center	4	1	12	0	0	30	23
TOTAL	4	18	393	0	6	91	72

Demographic Breakdown of Cases												
Treatment Facility Name	Total Census	Total Adult	Total Children	Total Female	Total Male	Total Confirm	Others	Pregnant	Children			
									<1	1-5	6-10	11-17
14 Military Hospital Treatment Unit	61	56	5	9	52	75	1	0	1	2	0	2
Union Treatment Center	30	28	2	11	19	30	0	0	0	0	1	1
TOTAL	91	84	7	20	71	91	1	0	1	2	1	3

*90 Confirmed cases + 1 Special case = 91 Total patients

16 Recoveries + 1 Special case + 1 AMA (from UTC) = 18 Discharges

Recoveries from Treatment Units (16 March – 12 July 2020)

COVID-19 Treatment Units				
Treatment Unit	New admissions	Cumulative admissions	Recoveries	Cumulative Recoveries
14 Military Hospital & Union Treatment Center, Montserrado	4	482	16	395
Chief Jallahlone Hospital, Gbarpolu	0	3	0	1
Jackson F. Doe Hospital, Nimba	0	3	0	1
E&J Medical Center, Nimba	0	15	0	0
Ganta Methodist Hospital, Nimba	0	1	0	1
AML Yekepa, Nimba	0	8	0	0
Pleebo Health Center, Maryland	0	5	0	1
JJ Dossen Hospital, Maryland	0	9	0	0
Rally Time Hospital, Grand Kru	0	1	0	1
Fish Town Hospital, River Gee	0	27	0	1
St. Timothy Hospital, Grand Cape Mount	0	1	0	0
Liberia Government Hospital, Bomi	0	8	0	2
Tellewoyan Hospital, Lofa	0	10	0	3
Foya Hospital, Lofa	0	9	0	0
Curran Hospital, Lofa	0	3	0	0
Phebe Hospital, Bong	0	24	0	3
Liberia Government Hospital, Grand Bassa	0	4	0	3
Arcelor Mittal, Grand Bassa	0	5	0	5
Duside Hospital, Margibi	0	35	0	20
F. J. Grant Hospital, Sinoe	0	4	0	2
Total	4	657	16	439

Admissions, Currently in Treatment, and Discharges

COVID-19 Treatment Units									
Treatment Unit	New admissions	Cumulative admissions	Discharges	Cumulative Discharges	Currently in Treatment Unit	Total Males	Total Females	0-35 yrs	36+ yrs
Liberia Government Hospital, Bomi	0	8	0	2	6	4	2	1	5
Phebe Hospital, Bong	0	24	0	3	20	12	8	11	9
Chief Jallahlone Hospital, Gbarpolu	0	3	0	1	0	0	0	0	0
Arcelor Mittal, Grand Bassa	0	5	0	5	0	0	0	0	0
Liberia Government Hospital, Grand Bassa	0	4	0	3	0	0	0	0	0
St. Timothy Hospital, Grand Cape Mount	0	1	0	0	1	1	0	0	1
Rally Time Hospital, Grand Kru	0	1	0	1	0	0	0	0	0
Tellewoyan Hospital, Lofa	0	12	0	3	9	7	2	2	7
Foya Burma Hospital, Lofa	0	9	0	0	9	6	3	3	6
Curran Hospital, Lofa	0	3	0	0	3	2	1	1	2
Duside Hospital, Margibi	0	35	0	20	14	8	6	5	9
Pleebo Health Center, Maryland	0	5	0	1	5	2	3	3	2
JJ Dossen, Maryland	0	9	0	0	9	9	0	8	1
Jackson F. Doe Hospital, Nimba	0	3	0	1	1	1	0	1	0
E&J Medical Center, Nimba	0	15	0	0	15	11	4	3	12
AML Yekepa, Nimba	0	8	0	0	8	5	3	2	6
Ganta Methodist Hospital, Nimba	0	1	0	1	0	0	0	0	0
Fish Town Hospital, River Gee	0	27	0	1	26	22	4	9	17
F. J. Grant Hospital, Sinoe	0	4	0	2	2	1	1	0	2
Total	0	177	0	44	128	91	37	49	79

Laboratory Samples Evaluated – July 12, 2020

Laboratory	Total	New Positive	Repeat Positive	Initial Negative	Repeat Test Negative	Pending Lab Result
NPHRL	178	14	29	82	30	23
Total	178	14	29	82	30	23

Summary of COVID-19 Contact Tracing in Response Counties

County	New Contacts Line listed	Cumulative Contacts	No. of Health Care Workers as Contacts	Cumulative no. of Health Care	Contacts became a case	Cumulative contacts that became a case	Contacts Completed 14 Days	Cumulative Contacts	Contacts Under Follow-up	Contacts lost to Follow-up
Montserrat	31	3800	0	425	0	155	21	3361	366	3
Margibi	0	430	0	124	0	38	0	290	102	0
Grand Bassa	0	138	0	65	0	9	6	129	0	0
Sinoe	0	181	0	29	0	1	40	168	13	0
Gbarpolu	0	87	0	13	0	8	0	53	34	0
Lofa	1	598	0	77	0	23	0	332	263	0
Nimba	0	550	0	51	0	19	0	469	76	2
Bong	0	272	0	70	0	28	19	69	201	2
Grand CapeMount	0	21	0	0	0	0	0	0	0	0
River Gee	0	173	0	24	0	12	0	0	101	0
Maryland	0	76	0	24	0	7	0	0	76	0
Bomi	0	95	0	10	0	8	0	0	95	0
National	32	6421	11	912	0	308	86	4871	1327	7

Active Case Finding (16 March – 12 July 2020)

County	Visitation				Identification, Investigation & Testing								Supervision		
	No. of communities Assigned	No. of communities Visited	No. of Households Assigned	No. of Households Visited	Sick persons Identified	Cumulative Sick persons identified	Sick persons referred for Investigation	Cumulative Sick person referred for Investigation	Sick persons Investigated	Cumulative Sick persons Investigated	Sick persons investigated and referred for testing	Cumulative Sick persons investigated and referred for testing	No. of Sick persons followed-up today	No. of supervision visits	No. of Supervisory Calls
Bomi	127	20	1220	1220	0	0	0	0	0	0	0	0	0	2	0
Bong	333	123	48611	3810	104	118	104	118	104	118	2	2	7	0	0
Montserrado	250	0	0	65053	0	647	0	332	0	313	0	264	0	0	0
Margibi	15	15	15	120	0	4	0	4	0	16	0	10	7	8	7
Maryland	0	0	278	278	1	1	1	1	1	1	1	1	1	0	0
Grand Cape Mount	1	1	19	19	0	0	0	0	0	0	0	0	0	0	0
Sincee	90	90	5232	2534	0	619	169	169	0	169	0	1	0	5	5
River Gee	100	80	50	20	0	24	0	24	0	24	0	24	37	6	0
Gbarpolu	54	54	1270	409	0	217	0	217	0	217	0	25	39	0	0
Grand Bassa	18	18	216	216	6	218	20	218	6	218	0	0	0	0	0
Nimba	430	381	2460	1112	0	50	0	50	0	50	0	33	2	0	0
Lofa	231	231	519	519	0	69	0	69	0	69	0	69	0	27	109
National	1649	995	59674	75310	105	1631	294	866	105	1077	1	427	93	48	121

Thank you for Listening