



Liberia COVID-19 Daily Sitrep 120 (13th July 2020)

Summary of COVID-19 Cases by Reporting County, Liberia, 16 March – 13 July 2020

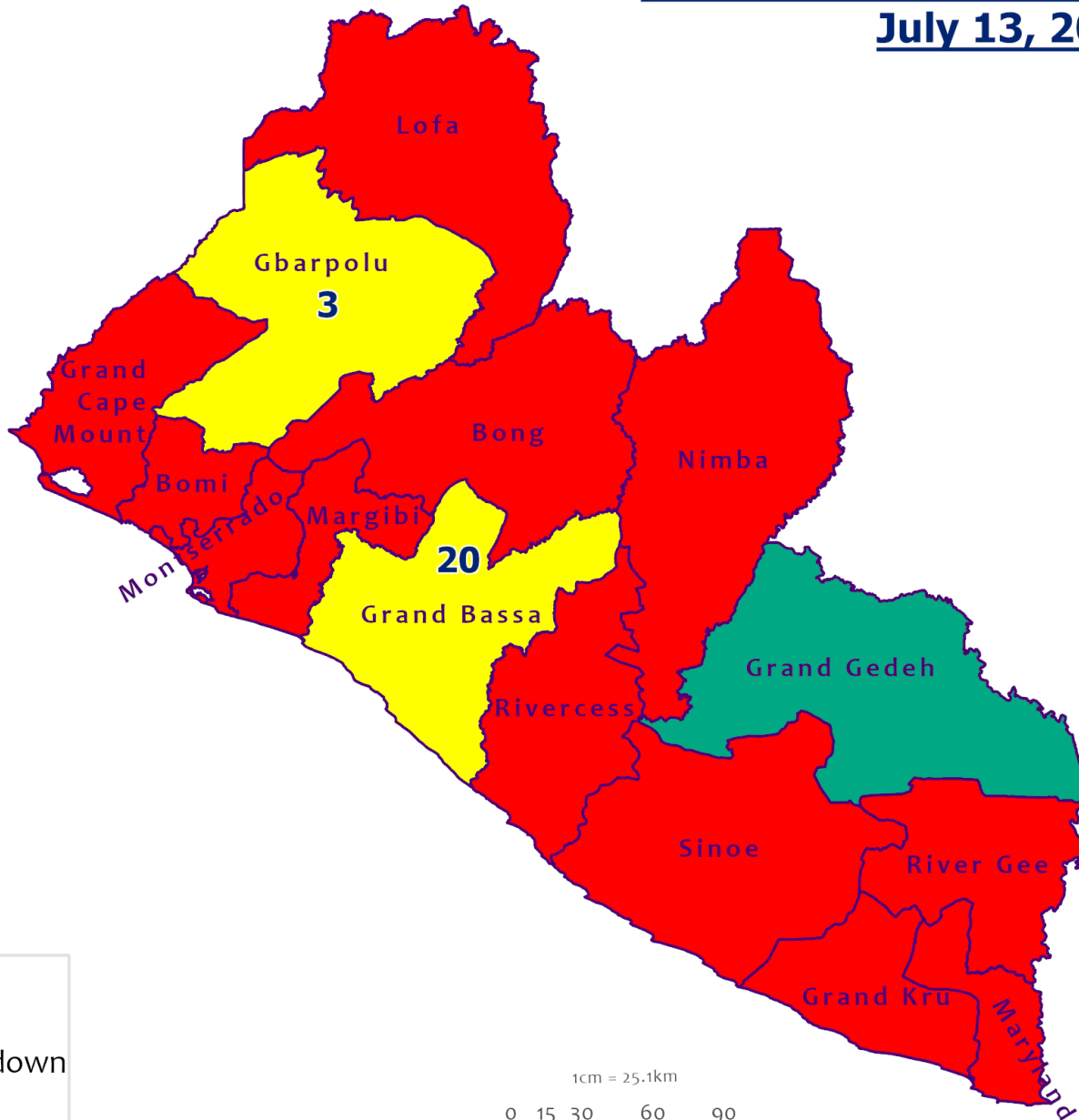
County			Confirmed Cumulative Cases
	Confirmed Cases	Cases on Contact List	
Bomi	0	0	9
Bong	0	0	34
Gbarpolu	0	0	10
Grand Bassa	0	0	10
Grand Cape Mount	0	0	1
Grand Kru	0	0	3
Lofa	0	0	32
Margibi	1	0	61
Maryland	0	0	18
Montserrado	13	0	777
Nimba	0	0	47
Rivercess	0	0	1
River Gee	0	0	30
Sinoe	0	0	5
NATIONAL	14	0	1038

Demographic Breakdown (Gender & Age) of Confirmed COVID-19 Cases (16 March – 13 July 2020)

County	<15 years		15 - 34		35 - 54		55+		All ages		Total Confirmed
	M	F	M	F	M	F	M	F	M	F	
Bomi	0	2	1	1	3	1	0	1	4	5	9
Bong	3	1	1	5	8	7	6	3	18	16	34
Gbarpolu	1	2	0	2	3	1	1	0	5	5	10
Grand Bassa	1	0	2	6	0	1	0	0	3	7	10
Grand Cape Mount	0	0	0	0	0	0	1	0	1	0	1
Grand Kru	0	0	2	1	0	0	0	0	2	1	3
Lofa	2	1	6	3	11	3	5	1	24	8	32
Margibi	3	3	12	9	15	6	7	6	37	24	61
Maryland	1	0	6	3	5	1	1	1	13	5	18
Montserrado	34	32	206	103	202	85	78	37	520	257	777
Nimba	0	1	13	4	21	2	3	3	37	10	47
Rivercess	0	0	0	1	0	0	0	0	0	1	1
River Gee	0	0	4	2	16	5	3	0	23	7	30
Sinoe	0	0	1	0	3	1	0	0	4	1	5
National	45	42	254	140	287	113	105	52	691	347	1038



Counties COVID-19 Status in Liberia July 13, 2020



County Status

- Preparedness
- 28-Day Countdown
- Response

1cm = 25.1km

0 15 30 60 90
Kilometers



Data Source: NPHIL/MoH

Demographic Breakdown (Gender & Age) of Confirmed COVID-19 Deaths (16 March – 13 July 2020)

County	<15 years		15 - 34		35 - 54		55+		All ages		Total Confirmed
	M	F	M	F	M	F	M	F	M	F	
Bong	0	0	1	0	0	0	3	1	4	1	5
Gbarpolu	0	0	0	0	1	0	1	0	2	0	2
Grand Bassa	0	0	0	0	0	0	0	0	0	0	0
Grand Kru	0	0	0	0	0	0	0	0	0	0	0
Lofa	0	0	0	0	0	1	4	1	4	2	6
Margibi	0	0	0	1	1	1	0	2	1	4	5
Maryland	0	0	0	0	0	0	1	1	1	1	2
Montserrado	0	0	1	0	7	7	13	7	21	14	35
Nimba	0	0	2	0	2	1	3	0	7	1	8
Rivercess	0	0	0	1	0	0	0	0	0	1	1
River Gee	0	0	0	0	0	0	0	0	0	0	0
Sinoe	0	0	1	0	0	0	0	0	1	0	1
National	0	0	5	2	11	10	25	12	41	24	65

Summary of COVID-19 Deaths by Reporting County, Liberia, 16 March – 13 July 2020

County	DAILY REPORT								Cumulative Deaths
	New Suspected Deaths	Laboratory Confirmed Deaths						Confirmed Deaths on Contact List	
		COVID-19 Treatment Unit	Total in COVID-19 Treatment Unit	Health Facility	Total in Health Facility	Community	Total in Community		
Bong	0	0	0	0	4	0	1	0	5
Gbarpolu	0	0	0	0	1	0	0	0	1
Grand Bassa	0	0	0	0	0	0	0	0	0
Grand Kru	0	0	0	0	0	0	0	0	0
Lofa	0	0	0	0	4	0	2	0	6
Maryland	0	0	0	0	2	0	0	0	2
Margibi	0	0	0	0	5	0	0	0	5
Montserrado	0	0	6	0	16	0	14	0	36
Nimba	0	0	1	0	3	0	4	0	8
Rivercess	0	0	0	0	1	0	0	0	1
River Gee	0	0	0	0	0	0	0	0	0
Sinoe	0	0	0	0	1	0	0	0	1
National	0	0	7	0	37	0	21	0	65

The Liberia Case Fatality rate (CFR) officially considered is for deaths that occurred among patients in care at the COVID-19 treatment units across the country. As of 13 July 2020, a total of 7 deaths have been recorded CFR=0.6%. The country is however keeping active surveillance on community deaths and deaths in non COVID-19 treatment health units.

Daily and Cumulative Healthcare Worker (HCW) COVID-19 Cases and Deaths by County, Liberia, 16 March – 13 July 2020

County	DAILY REPORT						CUMULATIVE CASES (ALIVE & DEAD)	
	New Suspected & High Risk Cases (Alive)			New Suspect Death	Laboratory Confirmed Cases	Confirmed Cases on Contact List	Confirmed	Deaths
	Suspect	High Risk	Total					
Bomi	0	0	0	0	0	0	3	0
Bong	0	0	0	0	0	0	19	3
Gbarpolu	0	0	0	0	0	0	1	1
Grand Bassa	0	0	0	0	0	0	4	0
Grand Kru	0	0	0	0	0	0	1	0
Lofa	0	0	0	0	0	0	15	0
Margibi	0	0	0	0	0	0	11	1
Maryland	0	0	0	0	0	0	12	0
Montserrado	0	0	0	0	1	0	38	1
Nimba	0	0	0	0	0	0	6	0
River Gee	0	0	0	0	0	0	8	0
Sinoe	0	0	0	0	0	0	2	0
NATIONAL	0	0	0	0	1	0	120	6

Cadre Cases and Deaths by Health Care Workers

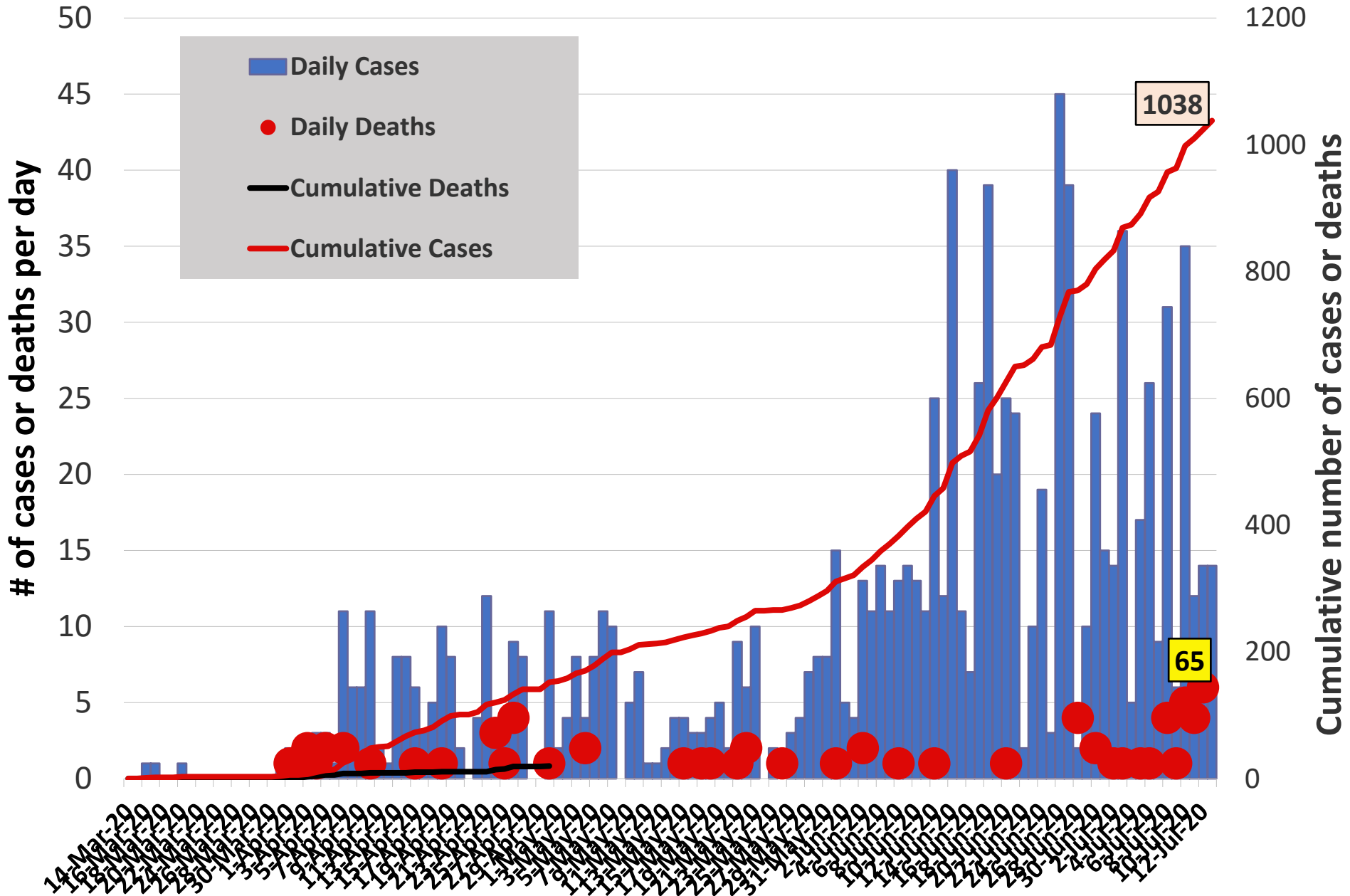
(16 March – 13 July 2020)

Health Care Worker Cadre	Montserratado		Margibi		Nimba		River Gee		Sinoe		Grand Kru		Gbarpolu		Bong		Lofa		Grand Bassa		Maryland		Bomi		National (Total)			
	Cases	Deaths	Cases	Deaths	Cases	Deaths	Cases	Deaths	Cases	Deaths	Cases	Deaths	Cases	Deaths	Cases	Deaths	Cases	Deaths	Cases	Deaths	Cases	Deaths	Cases	Deaths	Cases	Deaths		
Doctors	7	0	0	0	0	0	1	0	0	0	0	0	0	0	1	0	0	0	0	0	0	0	0	0	0	9	0	
Pharmacists	1	0	0	0	0	0	0	0	0	0	0	0	0	0	0	0	0	0	0	0	0	0	0	0	0	1	0	
Nurses	15	1	3	0	2	0	3	0	0	0	0	0	1	1	12	1	9	0	3	0	1	0	1	0	1	0	50	3
Midwife	0	0	0	0	0	0	1	0	0	0	0	0	0	0	1	0	1	0	0	0	0	0	0	0	0	3	0	
Radiologist	1	0	0	0	0	0	0	0	0	0	0	0	0	0	0	0	0	0	0	0	0	0	0	0	0	1	0	
Physician Assistants	0	0	0	0	1	0	1	0	0	0	0	0	0	0	0	0	1	0	0	0	0	0	0	0	0	3	0	
Lab Technician	4	0	1	0	2	0	0	0	1	0	1	0	0	0	0	0	2	0	0	0	10	0	0	0	0	21	0	
Environmental Health Technicians	6	0	0	0	0	0	0	0	0	0	0	0	0	0	0	0	0	0	0	0	0	0	0	0	0	6	0	
Microbiologist	1	0	0	0	0	0	0	0	0	0	0	0	0	0	0	0	0	0	0	0	0	0	0	0	0	1	0	
Epidemiologist	2	0	0	0	0	0	0	0	0	0	0	0	0	0	0	0	0	0	0	0	0	0	0	0	0	2	0	
Dieticians	0	0	7	1	0	0	0	0	0	0	0	0	0	0	0	0	0	0	0	0	0	0	0	0	0	7	1	
Dispenser	0	0	0	0	0	0	0	0	0	0	0	0	0	0	2	1	0	0	0	0	0	0	0	0	0	2	1	
Licensed Practical Nurse	0	0	0	0	0	0	0	0	0	0	0	0	0	0	1	1	0	0	0	0	0	0	0	0	0	1	1	
Psychosocial Worker	1	0	0	0	0	0	0	0	0	0	0	0	0	0	0	0	0	0	0	0	0	0	0	0	0	1	0	
Hygienist	0	0	0	0	0	0	0	0	0	0	0	0	0	0	1	0	0	0	0	0	0	0	0	0	0	1	0	
Logistician	0	0	0	0	0	0	0	0	0	0	0	0	0	0	0	0	0	0	1	0	0	0	0	0	0	1	0	
Vaccinator	0	0	0	0	1	0	0	0	0	0	0	0	0	0	0	0	0	0	0	0	0	0	0	1	0	2	0	
Ambulance Driver	0	0	0	0	0	0	0	0	0	0	0	0	0	0	0	0	2	0	0	0	0	0	0	0	0	2	0	
Procurement Officer	0	0	0	0	0	0	0	0	1	0	0	0	0	0	0	0	0	0	0	0	0	0	0	0	0	1	0	
Registrar	0	0	0	0	0	0	0	0	0	0	0	0	0	0	0	0	0	0	0	0	0	0	0	1	0	1	0	
CHT Secretary	0	0	0	0	0	0	1	0	0	0	0	0	0	0	0	0	0	0	0	0	0	0	0	0	0	1	0	
Hospital Administrator	0	0	0	0	0	0	1	0	0	0	0	0	0	0	0	0	0	0	0	0	0	0	0	0	0	1	0	
Hospital Cleaner	0	0	0	0	0	0	0	0	0	0	0	0	0	0	1	0	0	0	0	0	1	0	0	0	0	2	0	
Total:	38	1	11	1	6	0	8	0	2	0	1	0	1	1	19	3	15	0	4	0	12	0	3	0	120	6		

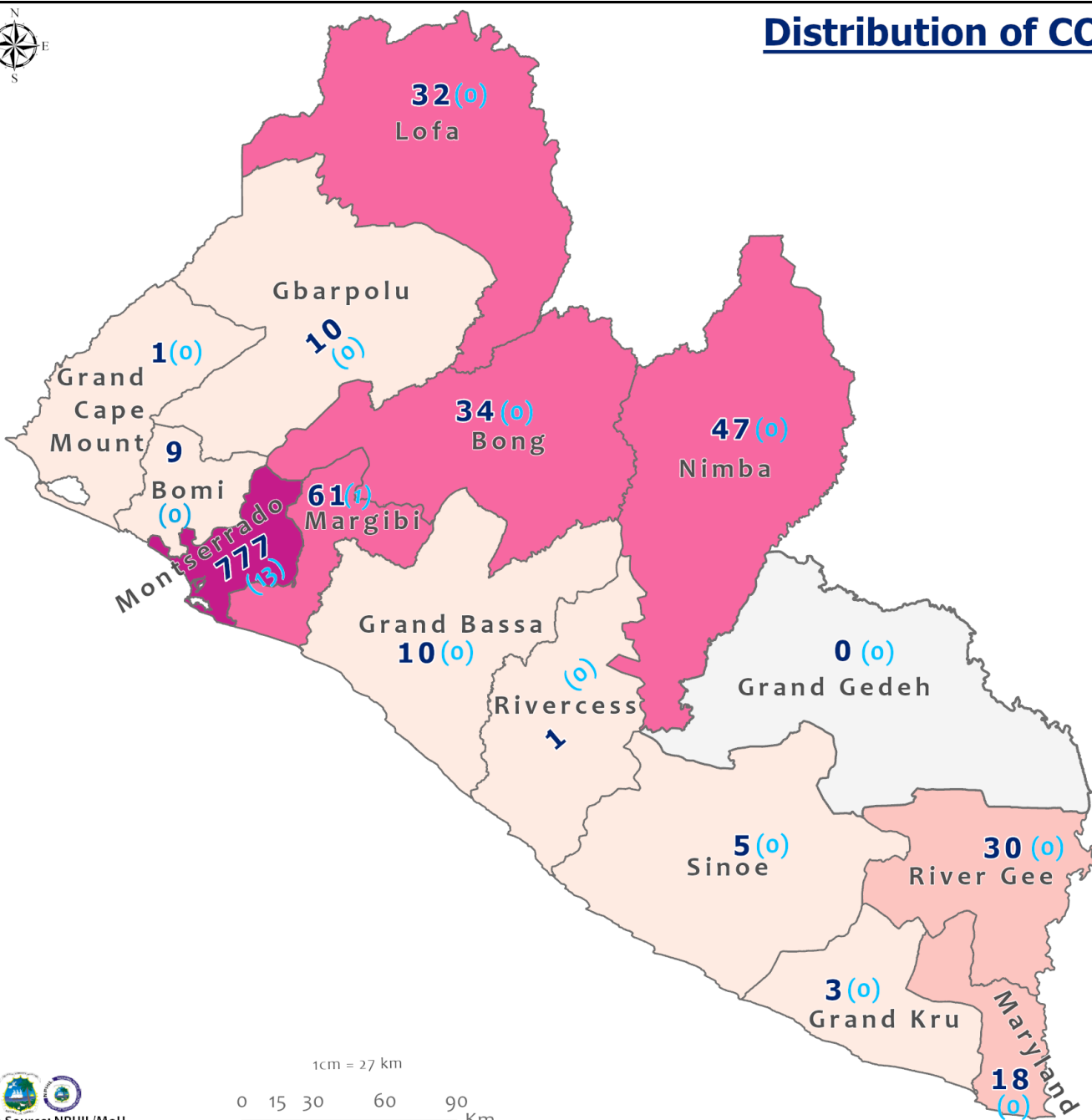
Suspected and High Risk Cases and Deaths (16 March – 13 July 2020)

County	New Suspected	Cumulative Suspected	New High Risk	Cumulative High Risk	New Suspected Deaths	Cumulative Suspected Deaths
Montserrado	60	5939	0	0	0	79
Margibi	2	8	0	44	0	1
Maryland	3	25	2	19	0	5
Bong	0	22	0	159	0	3
River Gee	0	39	11	44	0	0
Lofa	1	70	1	74	0	53
Grand Cape Mount	0	21	0	0	0	0
Bomi	0	4	0	81	0	0
Sinoe	0	46	0	54	0	7
Grand Kru	0	14	0	21	0	1
Gbarpolu	0	87	0	13	0	0
Grand Bassa	0	43	0	32	0	0
Nimba	1	186	2	182	0	13
National	67	6504	16	723	0	162

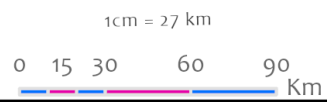

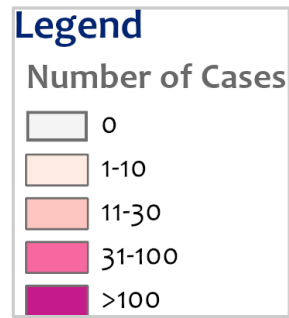
EPI-Curve of Confirmed Cases and Deaths



Distribution of COVID-19 Cases by County in Liberia - July 13, 2020



Total cumulative cases:
1038
 Total new cases:
14

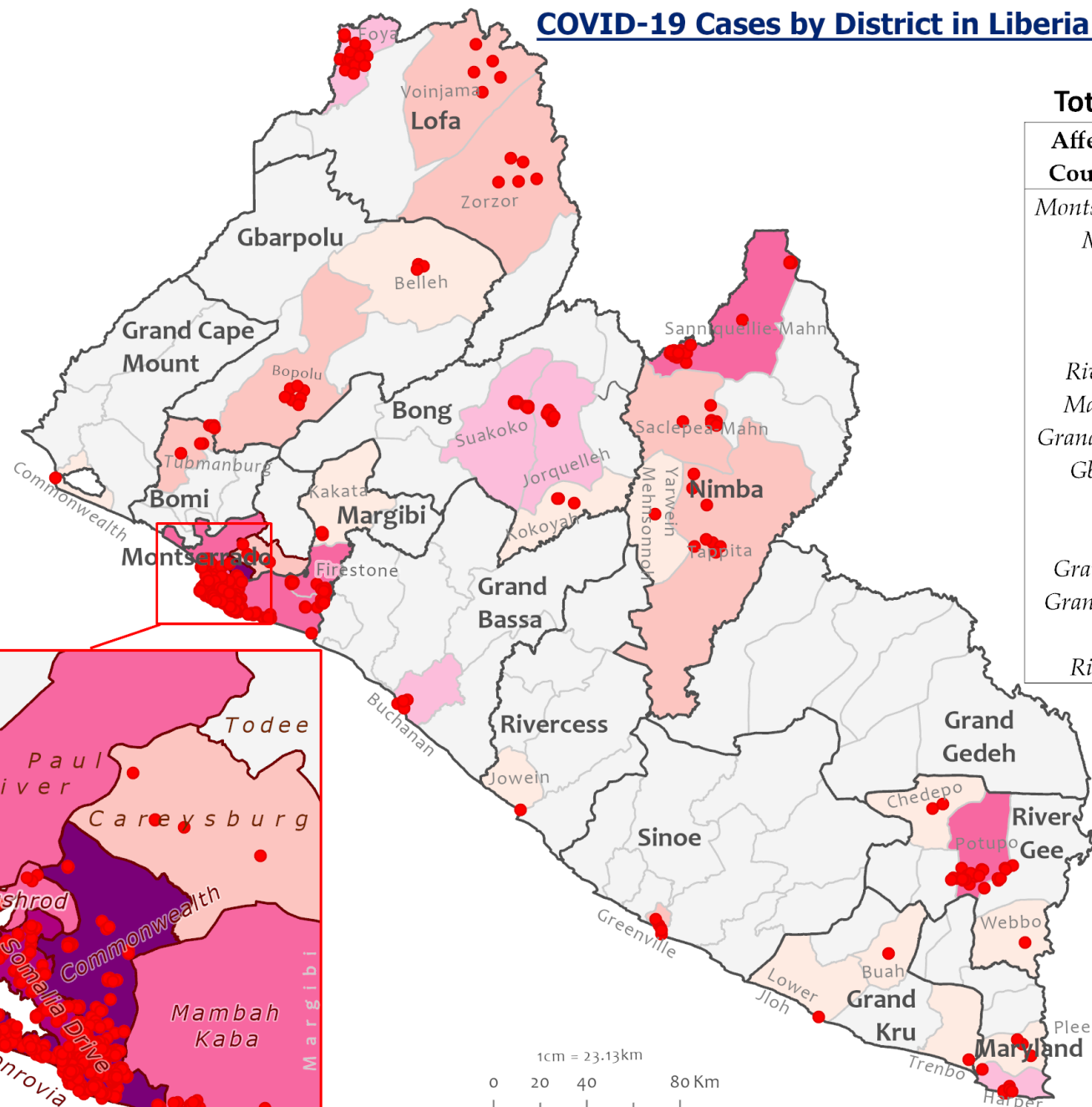


COVID-19 Cases by District in Liberia - July 13, 2020



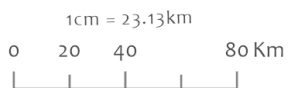
Legend

- Confirmed cases
-
- Cases / District
- 0
 - 1-3
 - 4-10
 - 11-20
 - 21-62
 - 63-84
 - 85-340



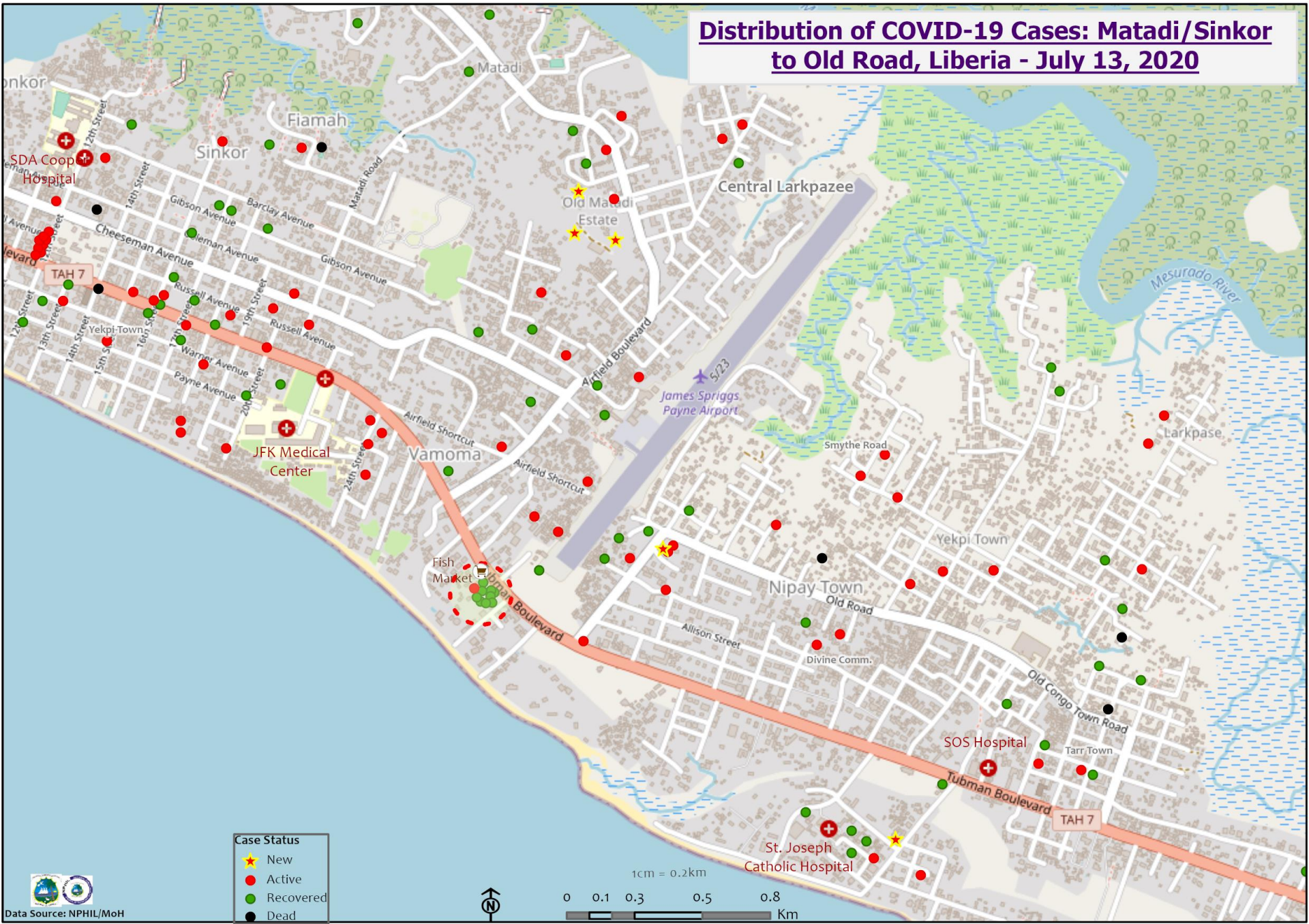
Total Cases: 1038

Affected Counties	Cumulative Cases
Montserrado	777
Margibi	61
Nimba	47
Bong	34
Lofa	32
River Gee	30
Maryland	18
Grand Bassa	10
Gbarpolu	10
Bomi	9
Sinoe	5
Grand Kru	3
Grand Cape Mount	1
Rivercess	1

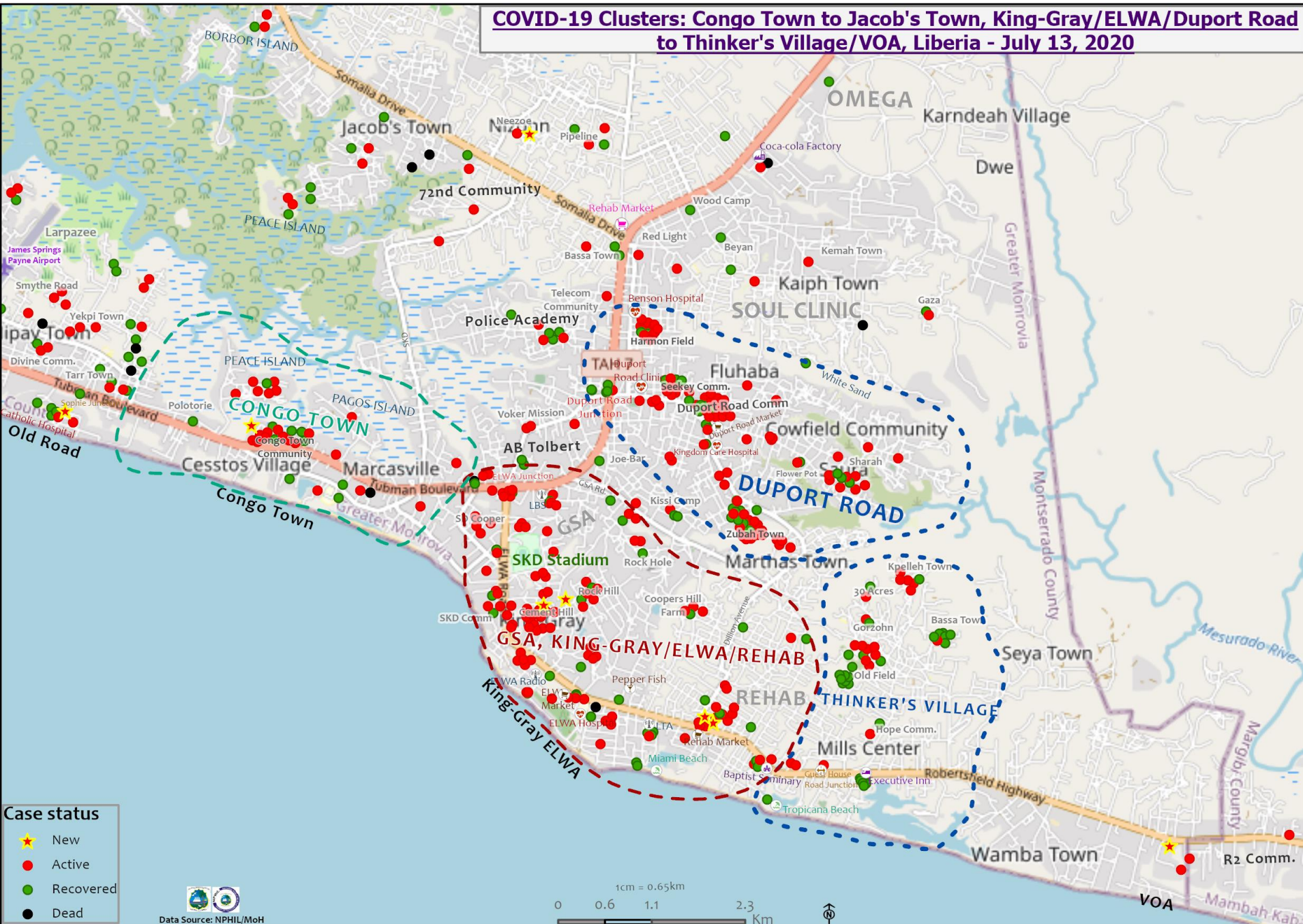


Data Source: NPHIL/MoH

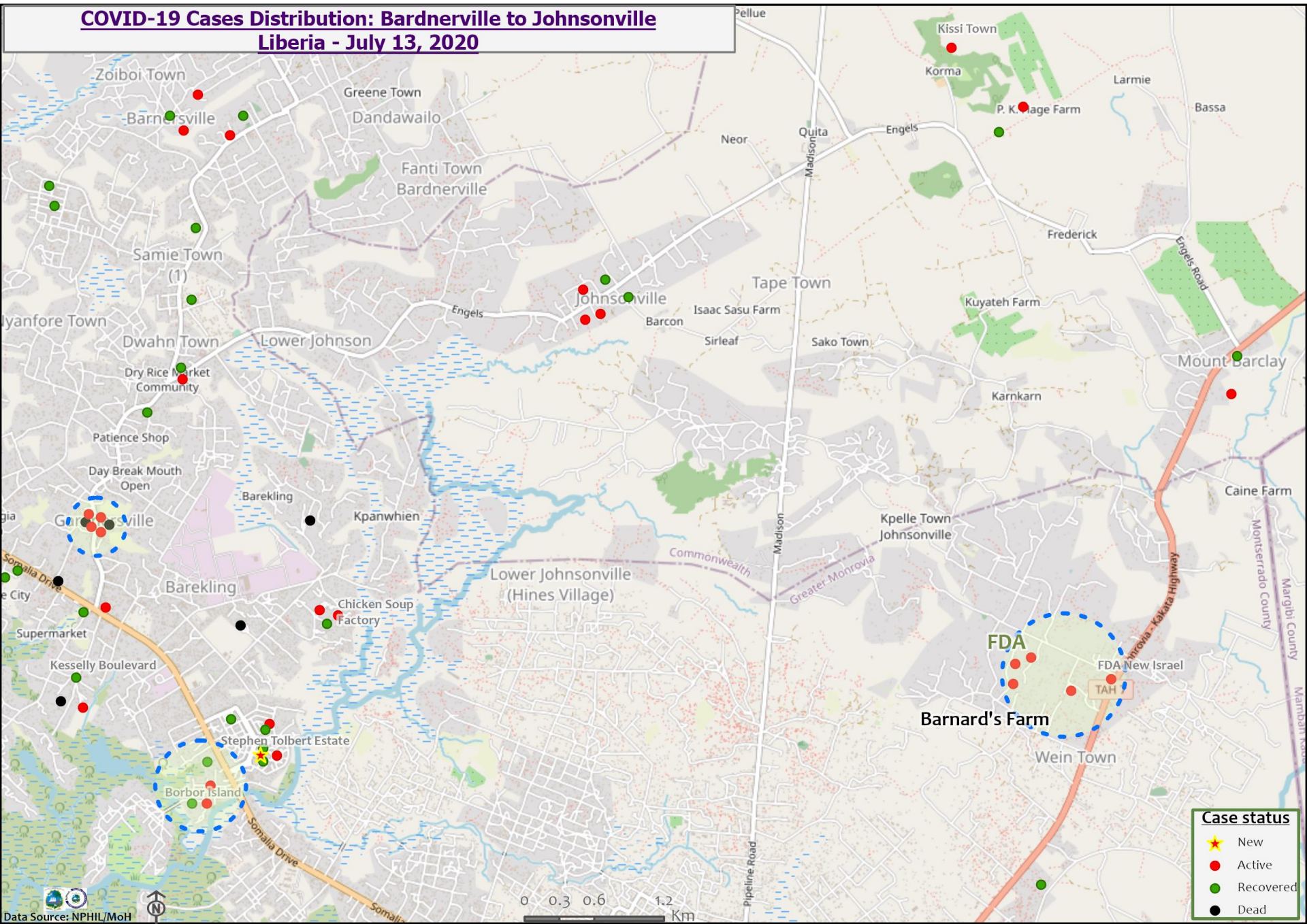
Distribution of COVID-19 Cases: Matadi/Sinkor to Old Road, Liberia - July 13, 2020



COVID-19 Clusters: Congo Town to Jacob's Town, King-Gray/ELWA/Duport Road to Thinker's Village/VOA, Liberia - July 13, 2020



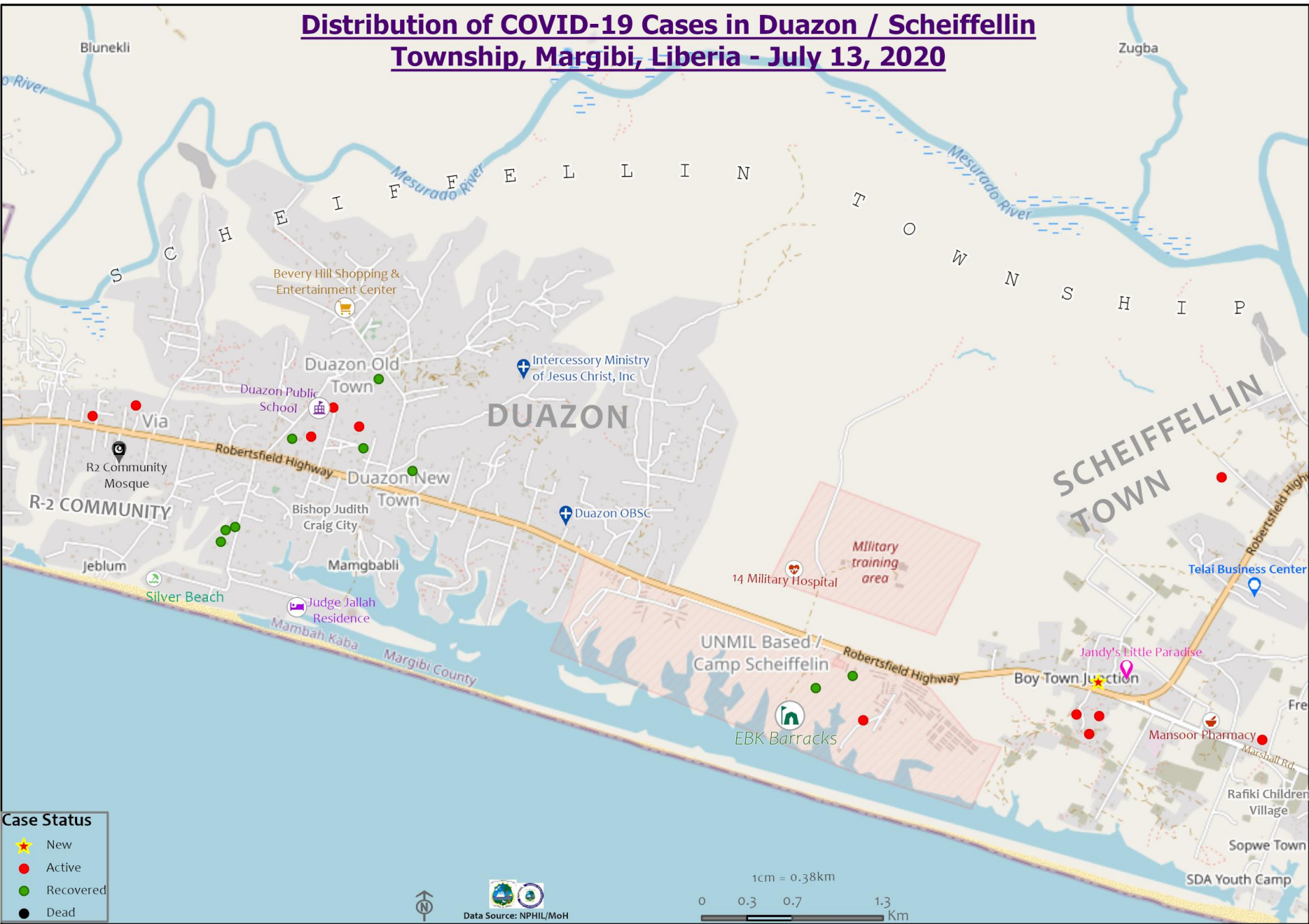
COVID-19 Cases Distribution: Bardnerville to Johnsonville Liberia - July 13, 2020



Case status

- ★ New
- Active
- Recovered
- Dead

Distribution of COVID-19 Cases in Duazon / Scheiffellin Township, Margibi, Liberia - July 13, 2020



Blunekli

Zugba

Beverly Hill Shopping & Entertainment Center

Duazon Old Town

DUAZON

SCHEIFFELLIN TOWN

R-2 COMMUNITY

Duazon New Town

UNMIL Based / Camp Scheiffellin

Boy Town Junction

Silver Beach

Mamgbabli

EBK Barracks

Mansoor Pharmacy

Robertsfield Highway

Robertsfield Highway

Robertsfield Highway

Mambah Kaba

Judge Jallah Residence

Bishop Judith Craig City

14 Military Hospital

Military training area

Telai Business Center

Jandy's Little Paradise

Fre

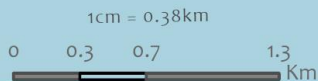
Rafiki Children Village

Sopwe Town

SDA Youth Camp



Data Source: NPHIL/MoH



Precautionary Observation Centers (POC): Admission and Discharges

County	Precautionary Observation Centers				Cumulative Move to Treatment
	New admissions	Currently in POC	Daily Discharges	Cumulative Discharges (not including transferred)	
Bomi	0	0	0	0	0
Bong	0	0	0	0	0
Gbarpolu	0	0	0	0	0
Grand Bassa	0	0	0	36	0
Margibi	0	25	0	71	0
Maryland	0	3	0	2	0
Montserrado	0	63	0	56	0
Nimba	0	1	1	32	0
River Gee	0	8	0	1	0
Sinoe	0	13	0	168	0
Lofa	11	27	0	332	2
NATIONAL	11	140	1	698	2

Montserrado County is not report

14 Military Hospital & Union Treatment Center Daily Report – July 13, 2020

Treatment Facility Name	New admissions	Daily Discharges	Cumulative Recoveries	Daily Deaths	Cumulative Deaths	*Currently in treatment	Available Bed Occupancy %
14 Military Hospital Treatment Unit	0	1	382	0	6	60	50
Union Treatment Center	4	5	17	0	0	29	24
TOTAL	4	6	399	0	6	89	74

Demographic Breakdown of Cases												
Treatment Facility Name	Total Census	Total Adult	Total Children	Total Female	Total Male	Total Confirm	Others	Pregnant	Children			
									<1	1-5	6-10	11-17
14 Military Hospital Treatment Unit	60	55	5	8	52	59	1	0	1	2	0	2
Union Treatment Center	29	27	2	11	18	29	0	0	0	0	1	1
TOTAL	89	82	7	19	70	88	1	0	1	2	1	3

*88 Confirmed cases + 1 Special case = 89 Total patients

Recoveries from Treatment Units (16 March – 13 July 2020)

COVID-19 Treatment Units				
Treatment Unit	New admissions	Cumulative admissions	Recoveries	Cumulative Recoveries
14 Military Hospital & Union Treatment Center, Montserrado	4	486	6	401
Chief Jallahlone Hospital, Gbarpolu	0	3	0	1
Jackson F. Doe Hospital, Nimba	2	5	0	1
E&J Medical Center, Nimba	0	15	0	0
Ganta Methodist Hospital, Nimba	0	1	0	1
AML Yekepa, Nimba	0	8	0	0
Pleebo Health Center, Maryland	0	5	0	1
JJ Dossen Hospital, Maryland	0	9	0	0
Rally Time Hospital, Grand Kru	0	1	0	1
Fish Town Hospital, River Gee	2	29	0	1
St. Timothy Hospital, Grand Cape Mount	0	1	0	0
Liberia Government Hospital, Bomi	0	8	0	2
Tellewoyan Hospital, Lofa	0	10	1	4
Foya Hospital, Lofa	1	10	0	0
Curran Hospital, Lofa	1	4	0	0
Phebe Hospital, Bong	1	25	0	3
Liberia Government Hospital, Grand Bassa	0	4	0	3
Arcelor Mittal, Grand Bassa	0	5	0	5
Duside Hospital, Margibi	0	35	0	20
F. J. Grant Hospital, Sinoe	0	4	0	2
Total	11	668	7	446

Admissions, Currently in Treatment, and Discharges

COVID-19 Treatment Units									
Treatment Unit	New admissions	Cumulative admissions	Discharges	Cumulative Discharges	Currently in Treatment Unit	Total Males	Total Females	0-35 yrs	36+ yrs
Liberia Government Hospital, Bomi	0	8	0	2	6	4	2	1	5
Phebe Hospital, Bong	1	25	0	3	21	13	8	11	10
Chief Jallahlone Hospital, Gbarpolu	0	3	0	1	0	0	0	0	0
Arcelor Mittal, Grand Bassa	0	5	0	5	0	0	0	0	0
Liberia Government Hospital, Grand Bassa	0	4	0	3	0	0	0	0	0
St. Timothy Hospital, Grand Cape Mount	0	1	0	0	1	1	0	0	1
Rally Time Hospital, Grand Kru	0	1	0	1	0	0	0	0	0
Tellewoyan Hospital, Lofa	0	12	1	4	8	6	2	2	6
Foya Burma Hospital, Lofa	1	10	0	0	10	6	4	4	6
Curran Hospital, Lofa	1	4	0	0	4	3	1	1	3
Duside Hospital, Margibi	0	35	0	20	14	8	6	5	9
Pleebo Health Center, Maryland	0	7	0	1	7	4	3	5	2
JJ Dossen, Maryland	0	8	0	0	8	7	1	7	1
Jackson F. Doe Hospital, Nimba	2	5	0	1	3	3	0	3	0
E&J Medical Center, Nimba	0	15	0	0	15	11	4	3	12
AML Yekepa, Nimba	0	8	0	0	8	5	3	2	6
Ganta Methodist Hospital, Nimba	0	1	0	1	0	0	0	0	0
Fish Town Hospital, River Gee	2	29	0	1	28	23	5	10	18
F. J. Grant Hospital, Sinoe	0	4	0	2	2	1	1	0	2
Total	7	185	1	45	135	95	40	54	81

Laboratory Samples Evaluated – July 13, 2020

Laboratory	Total	New Positive	Repeat Positive	Initial Negative	Repeat Test Negative	Pending Lab Result
NPHRL	132	14	2	96	4	16
Total	132	14	2	96	4	16

Summary of COVID-19 Contact Tracing in Response Counties

County	New Contacts Line listed	Cumulative Contacts	No. of Health Care Workers as Contacts	Cumulative no. of Health Care Workers as contacts	Contacts became a case	Cumulative contacts that became a case	Contacts Completed 14 Days	Cumulative Contacts Completing 14 Days	Contacts Under Follow-up	Contacts lost to Follow-up
Montserratado	17	3817	0	425	0	155	53	3414	330	3
Margibi	0	430	0	124	0	38	0	290	102	0
Grand Bassa	0	138	0	65	0	9	6	129	0	0
Sinoe	0	181	0	29	0	1	40	168	13	0
Gbarpolu	0	87	0	13	0	8	0	53	34	0
Lofa	58	656	9	86	1	24	0	332	321	0
Nimba	6	556	0	52	2	21	0	469	66	2
Bong	0	272	0	70	0	28	21	90	180	2
Grand CapeMount	0	21	0	0	0	0	0	0	0	0
RiverGee	21	122	0	13	2	28	0	0	121	0
Maryland	0	76	0	24	0	7	0	0	76	0
Bomi	0	95	0	10	0	8	0	0	95	0
National	102	6451	11	911	5	327	120	4945	1338	7

Active Case Finding (16 March – 13 July 2020)

County	Visitation				Identification, Investigation & Testing								Supervision		
	No. of communities Assigned	No. of communities Visited	No. of Households Assigned	No. of Households Visited	Sick persons Identified	Cumulative Sick persons identified	Sick persons referred for Investigation	Cumulative Sick person referred for Investigation	Sick persons Investigated	Cumulative Sick persons Investigated	Sick persons investigated and referred for testing	Cumulative Sick persons investigated and referred for testing	No. of Sick persons followed-up today	No. of supervision visits	No. of Supervisory Calls
Bomi	127	24	1418	1418	0	0	0	0	0	0	0	0	0	4	0
Bong	333	232	48611	4318	145	159	145	159	145	159	2	2	7	0	0
Montserrado	250	0	0	66243	11	478	11	343	11	324	11	275	0	0	0
Margibi	15	15	15	130	0	4	0	4	0	16	0	10	7	8	7
Maryland	0	0	278	278	2	3	2	3	2	3	2	3	2	0	0
Grand Cape Mount	1	1	19	19	0	0	0	0	0	0	0	0	0	0	0
Sincee	90	90	5232	2534	0	619	169	169	0	169	0	1	0	5	5
River Gee	100	80	50	20	0	24	0	24	0	24	0	24	37	6	0
Gbarpolu	54	54	1270	409	0	217	0	217	0	217	0	25	39	0	0
Grand Bassa	20	20	239	239	20	248	10	248	20	248	0	0	0	0	0
Nimba	430	381	2460	1112	0	50	0	50	0	50	0	33	2	0	0
Lofa	222	222	481	481	1	70	1	70	1	70	1	70	2	41	172
National	1642	1099	59834	77201	159	1624	338	880	159	1121	14	441	96	64	184

Thank you for Listening