



Liberia COVID-19 Daily Sitrep 121 (14th July 2020)

Summary of COVID-19 Cases by Reporting County, Liberia, 16 March – 14 July 2020

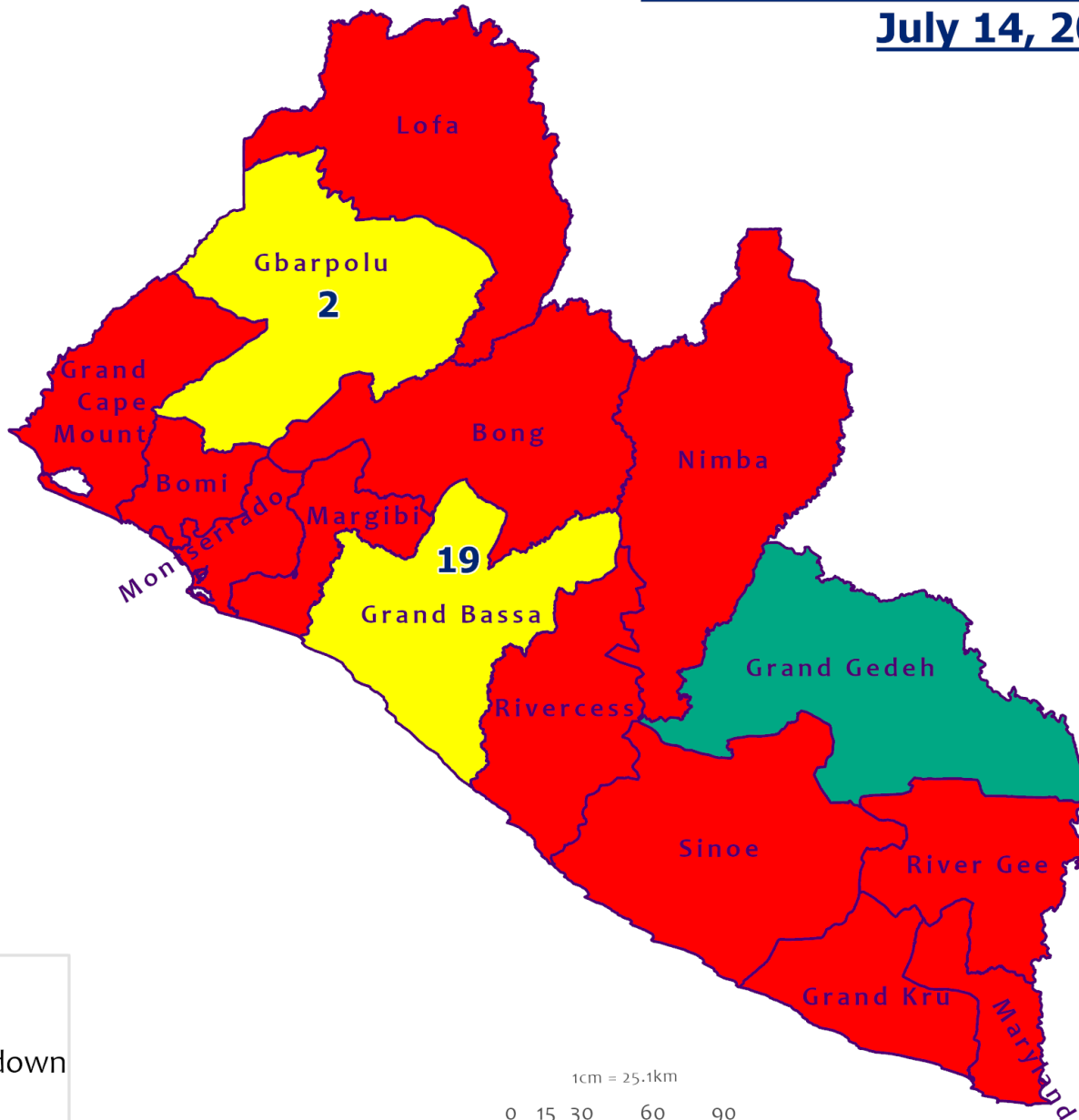
County			Confirmed Cumulative Cases
	Confirmed Cases	Cases on Contact List	
Bomi	0	0	9
Bong	0	0	34
Gbarpolu	0	0	10
Grand Bassa	0	0	10
Grand Cape Mount	0	0	1
Grand Kru	0	0	3
Lofa	5	5	37
Margibi	0	0	61
Maryland	3	0	21
Montserrado	5	1	782
Nimba	4	3	51
Rivercess	0	0	1
River Gee	1	1	31
Sinoe	0	0	5
NATIONAL	18	10	1056

Demographic Breakdown (Gender & Age) of Confirmed COVID-19 Cases (16 March – 14 July 2020)

County	<15 years		15 - 34		35 - 54		55+		All ages		Total Confirmed
	M	F	M	F	M	F	M	F	M	F	
Bomi	0	2	1	1	3	1	0	1	4	5	9
Bong	3	1	1	5	8	7	6	3	18	16	34
Gbarpolu	1	2	0	2	3	1	1	0	5	5	10
Grand Bassa	1	0	2	6	0	1	0	0	3	7	10
Grand Cape Mount	0	0	0	0	0	0	1	0	1	0	1
Grand Kru	0	0	2	1	0	0	0	0	2	1	3
Lofa	2	2	7	3	12	4	6	1	27	10	37
Margibi	3	3	12	9	15	6	7	6	37	24	61
Maryland	1	0	8	3	5	1	1	2	15	6	21
Montserrado	34	33	206	104	202	87	78	38	520	262	782
Nimba	0	2	13	5	23	2	3	3	39	12	51
Rivercess	0	0	0	1	0	0	0	0	0	1	1
River Gee	0	0	4	2	17	5	3	0	24	7	31
Sinoe	0	0	1	0	3	1	0	0	4	1	5
National	45	45	257	142	291	116	106	54	699	357	1056

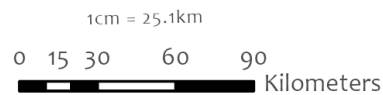


Counties COVID-19 Status in Liberia July 14, 2020



County Status

- Preparedness
- 28-Day Countdown
- Response



Data Source: NPHIL/MoH

Demographic Breakdown (Gender & Age) of Confirmed COVID-19 Deaths (16 March – 14 July 2020)

County	<15 years		15 - 34		35 - 54		55+		All ages		Total Confirmed
	M	F	M	F	M	F	M	F	M	F	
Bong	0	0	1	0	0	0	3	1	4	1	5
Gbarpolu	0	0	0	0	1	0	1	0	2	0	2
Grand Bassa	0	0	0	0	0	0	0	0	0	0	0
Grand Kru	0	0	0	0	0	0	0	0	0	0	0
Lofa	0	0	0	0	0	1	4	1	4	2	6
Margibi	0	0	0	1	1	1	0	2	1	4	5
Maryland	0	0	0	0	0	0	1	1	1	1	2
Montserrado	0	0	1	0	7	7	13	7	21	14	35
Nimba	0	0	2	0	3	1	3	0	8	1	9
Rivercess	0	0	0	1	0	0	0	0	0	1	1
River Gee	0	0	0	0	0	0	0	0	0	0	0
Sinoe	0	0	1	0	0	0	0	0	1	0	1
National	0	0	5	2	12	10	25	12	42	24	66

Summary of COVID-19 Deaths by Reporting County, Liberia, 16 March – 14 July 2020

County	DAILY REPORT								Cumulative Deaths
	New Suspected Deaths	Laboratory Confirmed Deaths						Confirmed Deaths on Contact List	
		COVID-19 Treatment Unit	Total in COVID-19 Treatment Unit	Health Facility	Total in Health Facility	Community	Total in Community		
Bong	0	0	0	0	4	0	1	0	5
Gbarpolu	0	0	0	0	1	0	0	0	1
Grand Bassa	0	0	0	0	0	0	0	0	0
Grand Kru	0	0	0	0	0	0	0	0	0
Lofa	0	0	0	0	4	0	2	0	6
Maryland	0	0	0	0	2	0	0	0	2
Margibi	0	0	0	0	5	0	0	0	5
Montserrado	0	0	6	0	16	0	14	0	36
Nimba	0	0	1	1	4	0	4	0	9
Rivercess	0	0	0	0	1	0	0	0	1
River Gee	0	0	0	0	0	0	0	0	0
Sinoe	0	0	0	0	1	0	0	0	1
National	0	0	7	1	38	0	21	0	66

The Liberia Case Fatality rate (CFR) officially considered is for deaths that occurred among patients in care at the COVID-19 treatment units across the country. As of 13 July 2020, a total of 7 deaths have been recorded CFR=0.6%. The country is however keeping active surveillance on community deaths and deaths in non COVID-19 treatment health units.

Daily and Cumulative Healthcare Worker (HCW) COVID-19 Cases and Deaths by County, Liberia, 16 March – 14 July 2020

County	DAILY REPORT						CUMULATIVE CASES (ALIVE & DEAD)	
	New Suspected & High Risk Cases (Alive)			New Suspect Death	Laboratory Confirmed Cases	Confirmed Cases on Contact List	Confirmed	Deaths
	Suspect	High Risk	Total					
Bomi	0	0	0	0	0	0	3	0
Bong	0	0	0	0	0	0	19	3
Gbarpolu	0	0	0	0	0	0	1	1
Grand Bassa	0	0	0	0	0	0	4	0
Grand Kru	0	0	0	0	0	0	1	0
Lofa	0	0	0	0	0	0	15	0
Margibi	0	0	0	0	0	0	11	1
Maryland	0	0	0	0	1	0	13	0
Montserrado	0	0	0	0	0	0	38	1
Nimba	0	0	0	0	0	0	6	0
River Gee	0	0	0	0	0	0	8	0
Sinoe	0	0	0	0	0	0	2	0
NATIONAL	0	0	0	0	1	0	121	6

Cadre Cases and Deaths by Health Care Workers

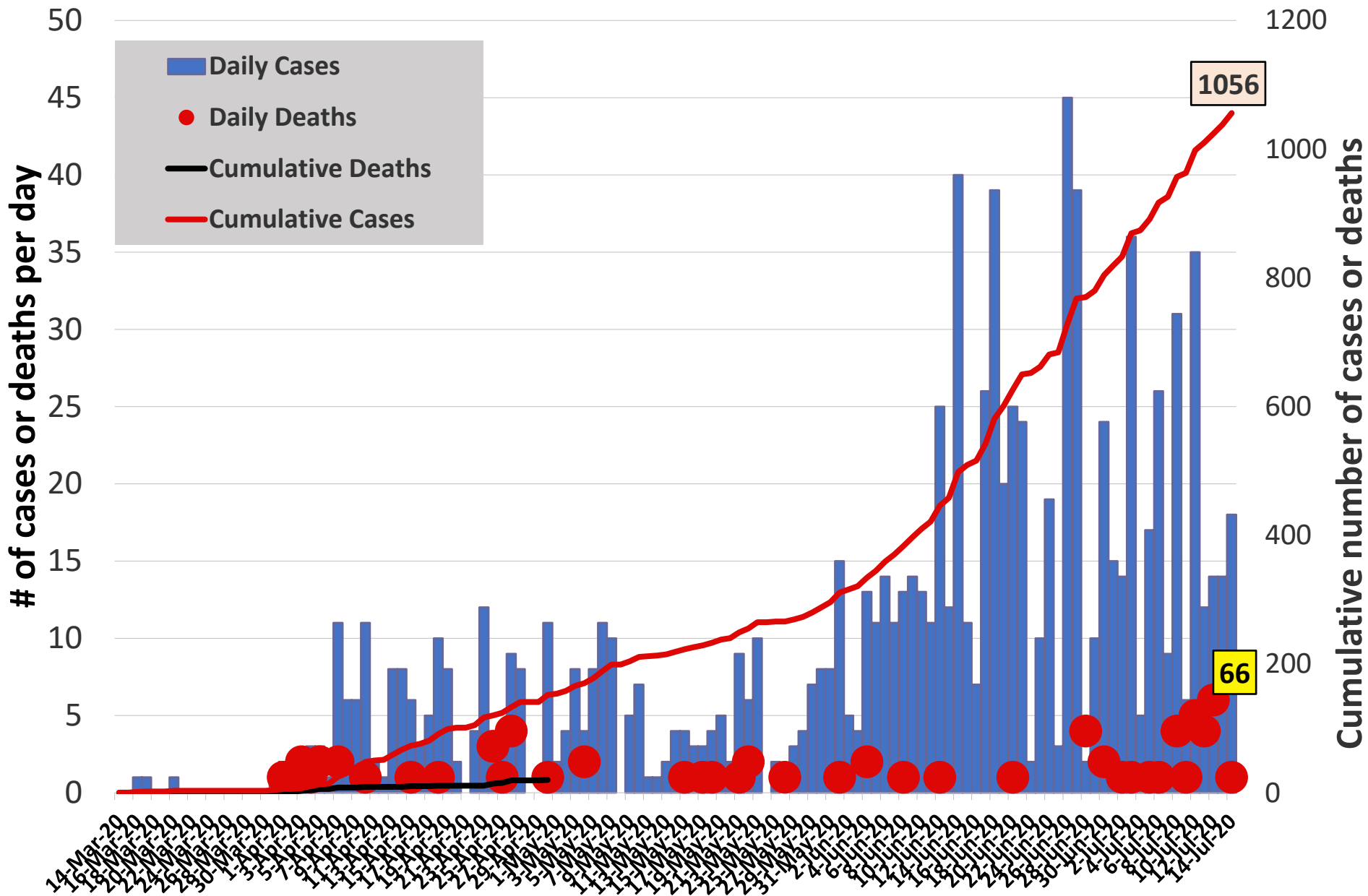
(16 March – 14 July 2020)

Health Care Worker Cadre	Montserratado		Margibi		Nimba		River Gee		Sinoe		Grand Kru		Gbarpolu		Bong		Lofa		Grand Bassa		Maryland		Boni		National (Total)		
	Cases	Deaths	Cases	Deaths	Cases	Deaths	Cases	Deaths	Cases	Deaths	Cases	Deaths	Cases	Deaths	Cases	Deaths	Cases	Deaths	Cases	Deaths	Cases	Deaths	Cases	Deaths	Cases	Deaths	
Doctors	7	0	0	0	0	0	1	0	0	0	0	0	0	0	1	0	0	0	0	0	0	0	0	0	0	9	0
Pharmacists	1	0	0	0	0	0	0	0	0	0	0	0	0	0	0	0	0	0	0	0	0	0	0	0	0	1	0
Nurses	15	1	3	0	2	0	3	0	0	0	0	0	1	1	12	1	8	0	3	0	1	0	1	0	49	3	
Nurse Aid	0	0	0	0	0	0	0	0	0	0	0	0	0	0	0	0	0	0	0	0	1	0	0	0	1	0	
Midwife	0	0	0	0	0	0	1	0	0	0	0	0	0	0	1	0	1	0	0	0	0	0	0	0	0	3	0
Radiologist	1	0	0	0	0	0	0	0	0	0	0	0	0	0	0	0	0	0	0	0	0	0	0	0	0	1	0
Physician Assistants	0	0	0	0	1	0	1	0	0	0	0	0	0	0	0	0	1	0	0	0	0	0	0	0	0	3	0
Lab Technician	4	0	1	0	2	0	0	0	1	0	1	0	0	0	0	0	2	0	0	0	10	0	0	0	0	21	0
Environmental Health Technicians	6	0	0	0	0	0	0	0	0	0	0	0	0	0	0	0	0	0	0	0	0	0	0	0	0	6	0
Microbiologist	1	0	0	0	0	0	0	0	0	0	0	0	0	0	0	0	0	0	0	0	0	0	0	0	0	1	0
Epidemiologist	2	0	0	0	0	0	0	0	0	0	0	0	0	0	0	0	0	0	0	0	0	0	0	0	0	2	0
Dieticians	0	0	7	1	0	0	0	0	0	0	0	0	0	0	0	0	0	0	0	0	0	0	0	0	0	7	1
Dispenser	0	0	0	0	0	0	0	0	0	0	0	0	0	0	2	1	0	0	0	0	0	0	0	0	0	2	1
Licensed Practical Nurse	0	0	0	0	0	0	0	0	0	0	0	0	0	0	1	1	0	0	0	0	0	0	0	0	0	1	1
Psychosocial Worker	1	0	0	0	0	0	0	0	0	0	0	0	0	0	0	0	0	0	0	0	0	0	0	0	0	1	0
Hygienist	0	0	0	0	0	0	0	0	0	0	0	0	0	0	1	0	0	0	0	0	0	0	0	0	0	1	0
Logistician	0	0	0	0	0	0	0	0	0	0	0	0	0	0	0	0	0	0	1	0	0	0	0	0	0	1	0
Vaccinator	0	0	0	0	1	0	0	0	0	0	0	0	0	0	0	0	0	0	0	0	0	0	1	0	0	2	0
Ambulance Driver	0	0	0	0	0	0	0	0	0	0	0	0	0	0	0	0	2	0	0	0	0	0	0	0	0	2	0
Procurement Officer	0	0	0	0	0	0	0	0	1	0	0	0	0	0	0	0	0	0	0	0	0	0	0	0	0	1	0
Registrar	0	0	0	0	0	0	0	0	0	0	0	0	0	0	0	0	0	0	0	0	0	0	1	0	0	1	0
CHT Secretary	0	0	0	0	0	0	1	0	0	0	0	0	0	0	0	0	0	0	0	0	0	0	0	0	0	1	0
Hospital Administrator	0	0	0	0	0	0	1	0	0	0	0	0	0	0	0	0	0	0	0	0	0	0	0	0	0	1	0
Hospital Cleaner	0	0	0	0	0	0	0	0	0	0	0	0	0	1	0	0	0	0	0	1	0	0	0	0	0	2	0
CHT CHV	0	0	0	0	0	0	0	0	0	0	0	0	0	0	0	1	0	0	0	0	0	0	0	0	0	1	0
Total:	38	1	11	1	6	0	8	0	2	0	1	0	1	1	19	3	15	0	4	0	13	0	3	0	121	6	

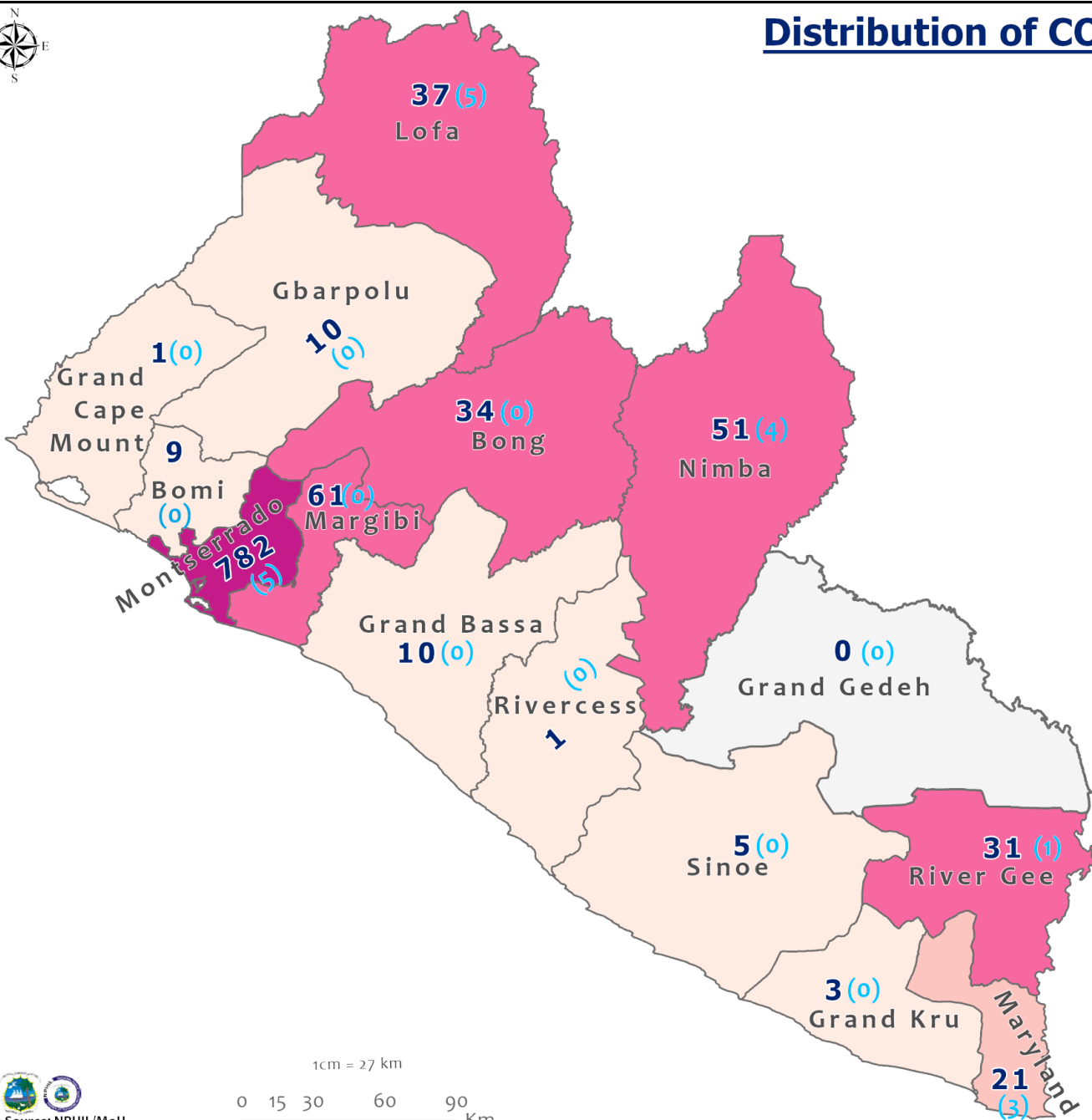
Suspected and High Risk Cases and Deaths (16 March – 14 July 2020)

County	New Suspected	Cumulative Suspected	New High Risk	Cumulative High Risk	New Suspected Deaths	Cumulative Suspected Deaths
Montserrado	30	5969	0	0	0	79
Margibi	0	8	0	44	0	1
Maryland	0	25	0	19	0	5
Bong	0	22	0	159	0	3
River Gee	0	39	0	44	0	0
Lofa	0	70	0	74	0	53
Grand Cape Mount	0	21	0	0	0	0
Bomi	0	4	0	81	0	0
Sinoe	0	46	0	54	0	7
Grand Kru	0	14	0	21	0	1
Gbarpolu	0	87	0	13	0	0
Grand Bassa	0	43	0	32	0	0
Nimba	0	186	0	182	0	13
National	30	6534	0	723	0	162

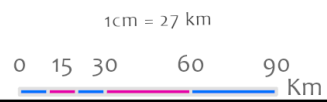

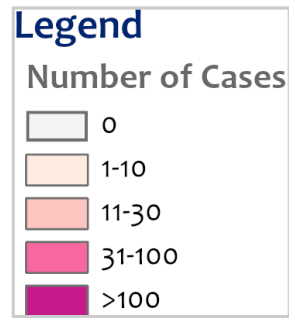
EPI-Curve of Confirmed Cases and Deaths



Distribution of COVID-19 Cases by County in Liberia - July 14, 2020



Total cumulative cases:
1056
 Total new cases:
18



COVID-19 Cases by District in Liberia - July 14, 2020

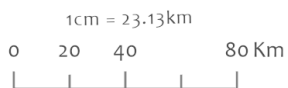
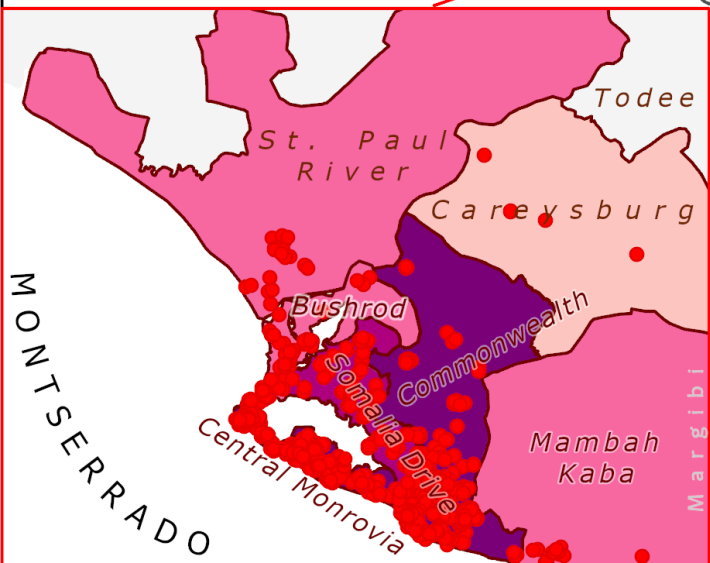
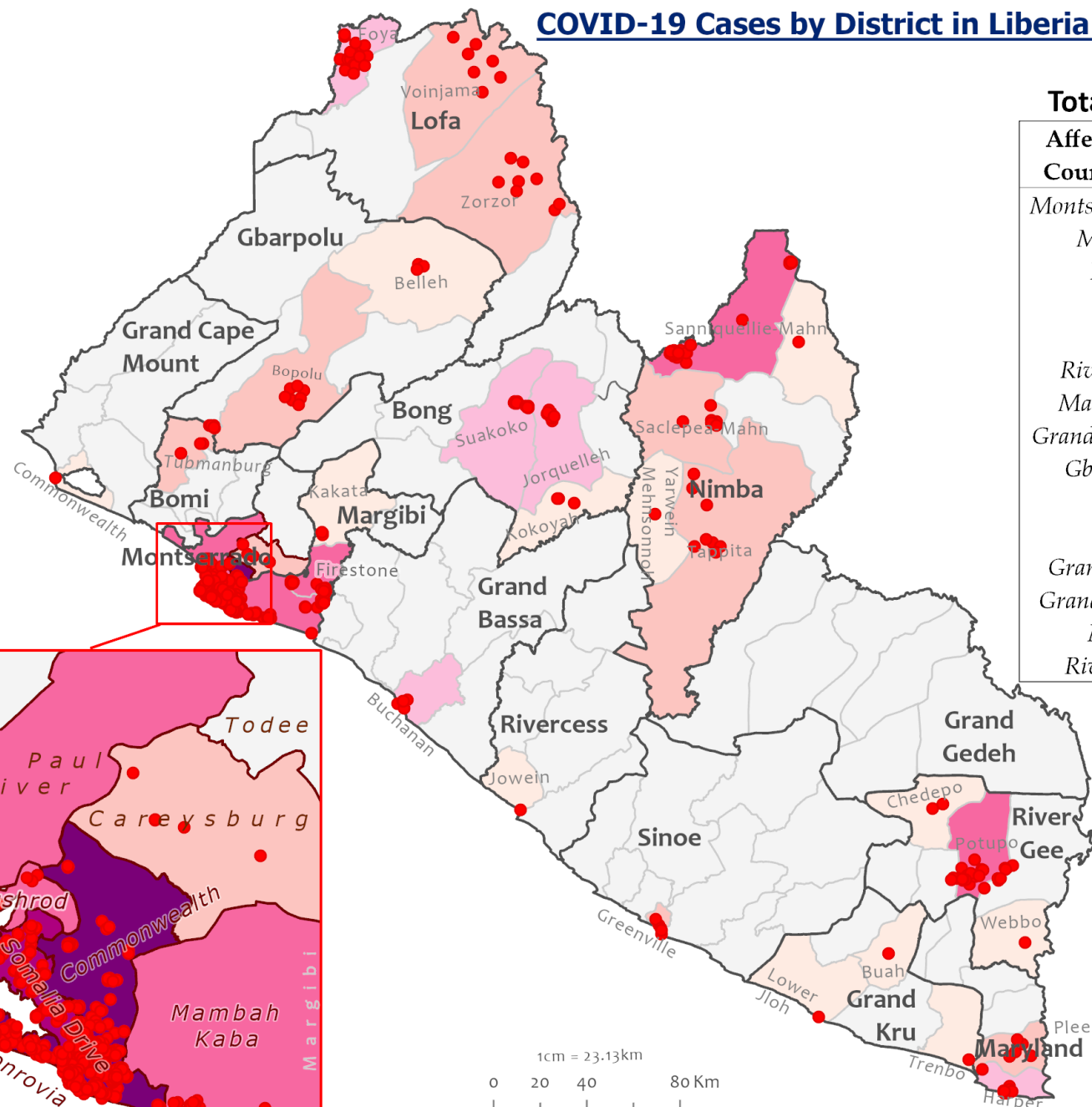
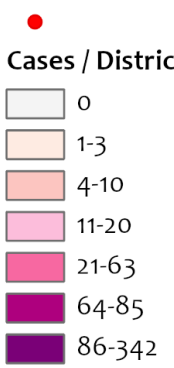


Total Cases: 1056

Affected Counties	Cumulative Cases
Montserrado	782
Margibi	61
Nimba	51
Lofa	37
Bong	34
River Gee	31
Maryland	21
Grand Bassa	10
Gbarpolu	10
Bomi	9
Sinoe	5
Grand Kru	3
Grand Cape Mount	1
Rivercess	1

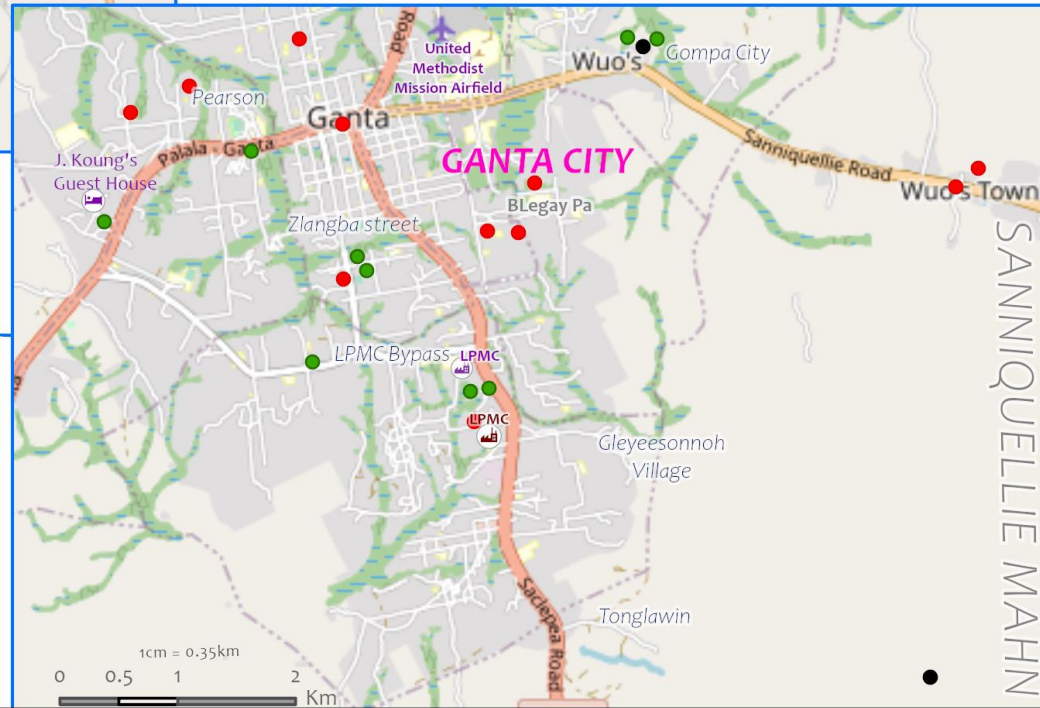
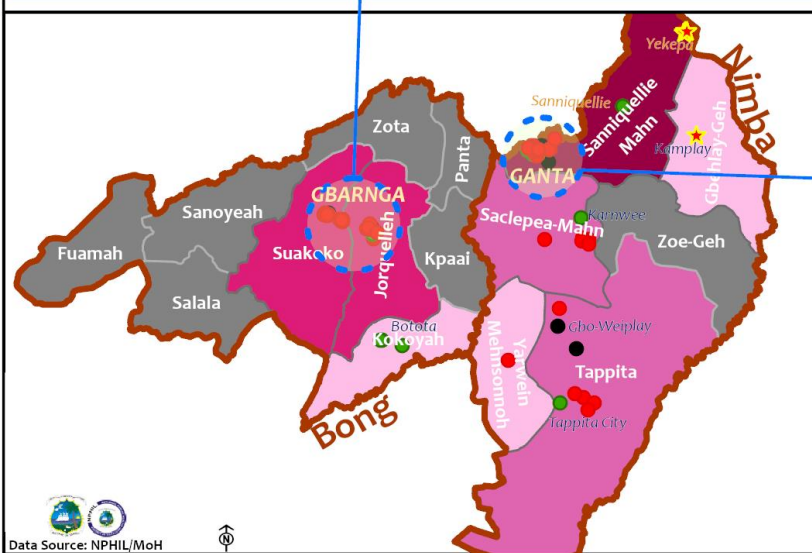
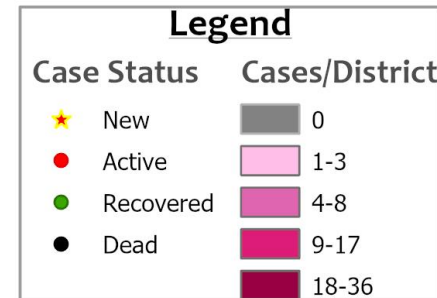
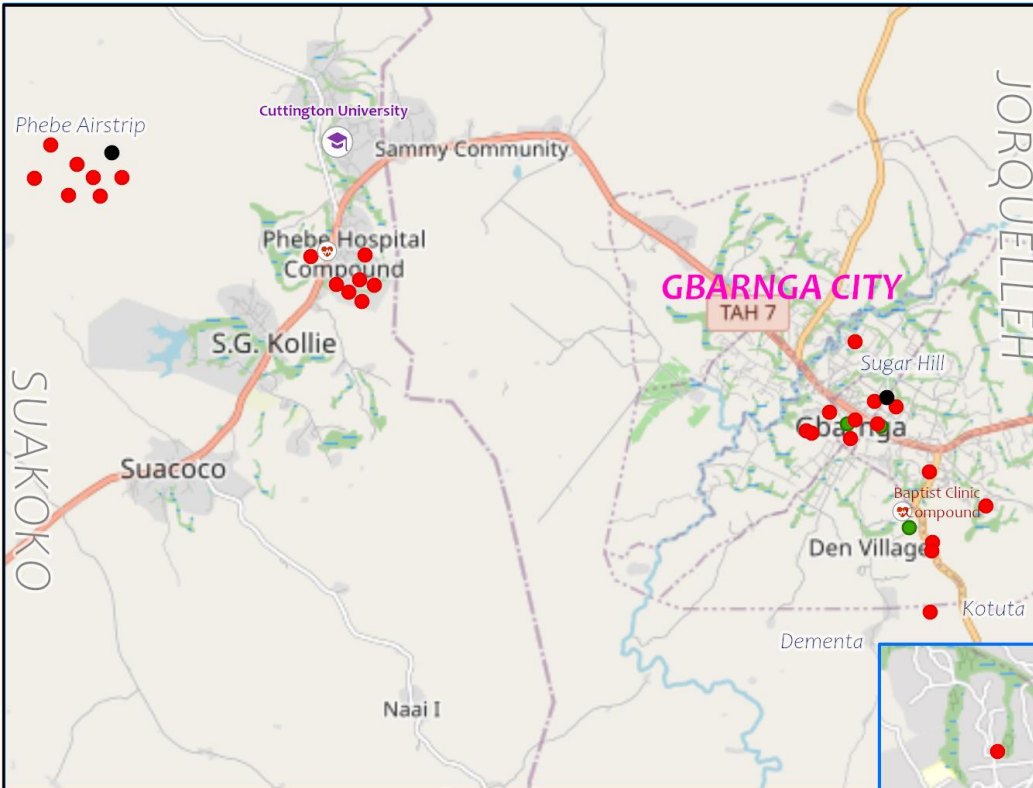
Legend

Confirmed cases

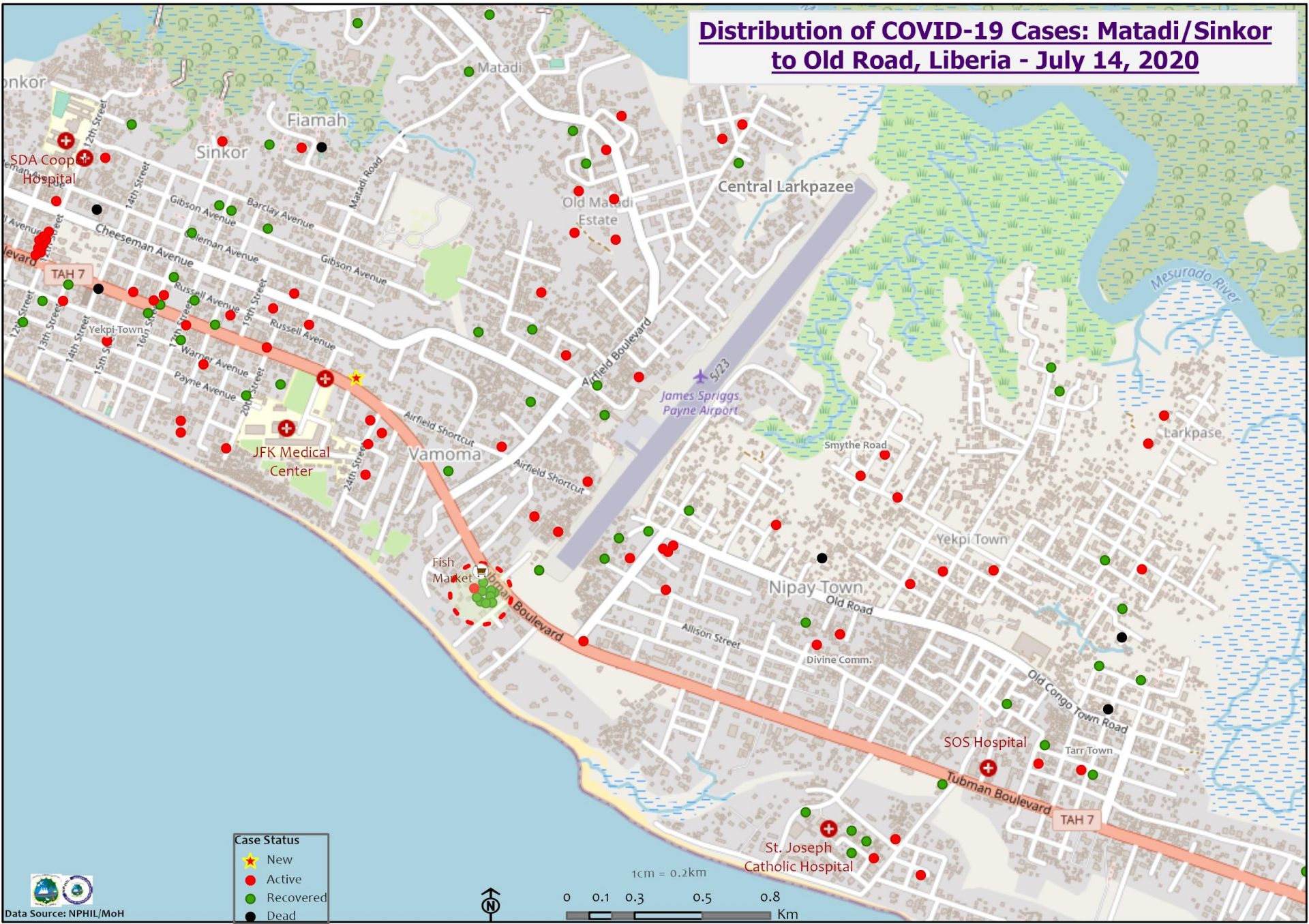


Data Source: NPHIL/MoH

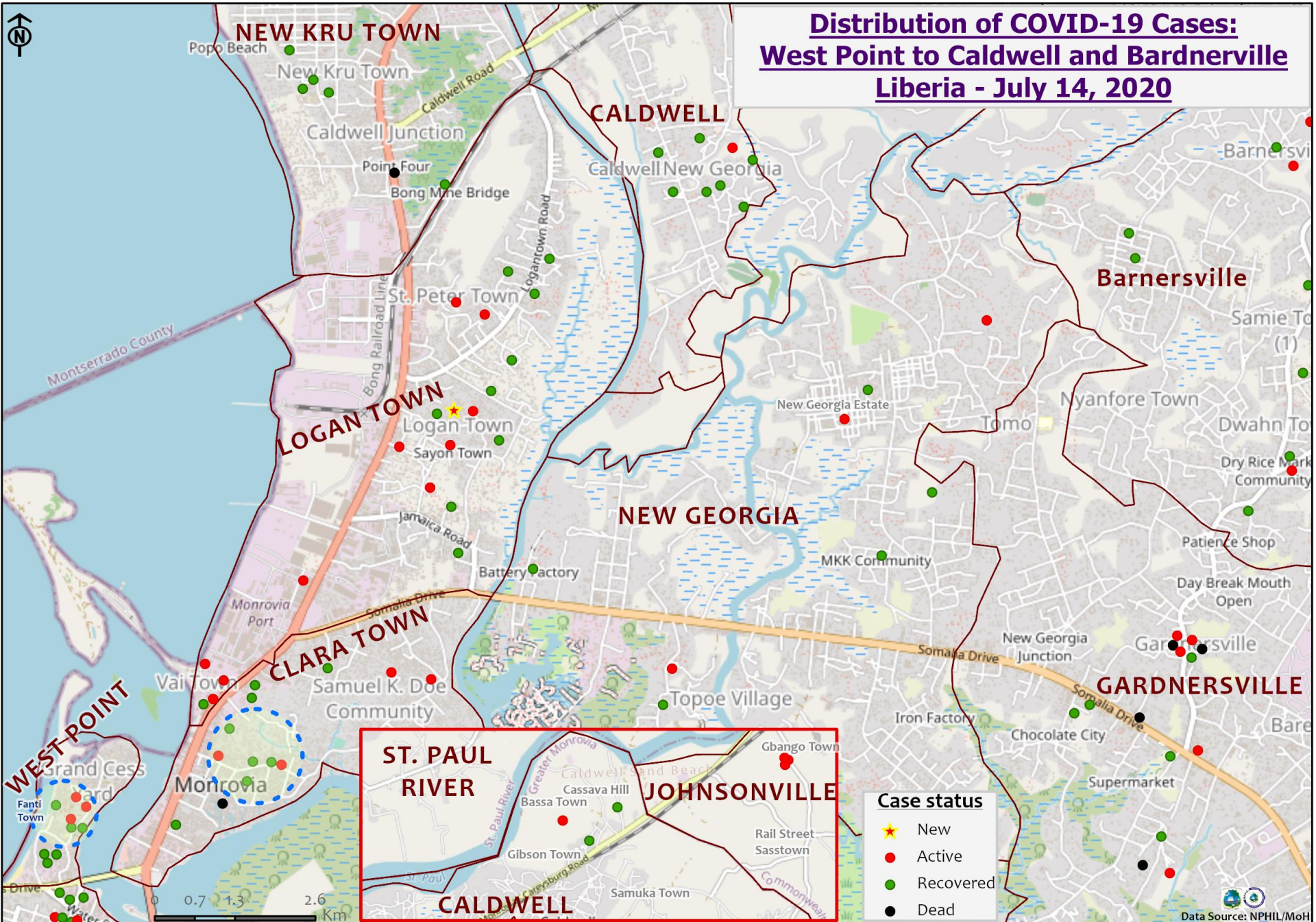
Distribution of COVID-19 Cases in Bong and Nimba counties, Liberia - July 14, 2020



Distribution of COVID-19 Cases: Matadi/Sinkor to Old Road, Liberia - July 14, 2020



Distribution of COVID-19 Cases: West Point to Caldwell and Bardnerville Liberia - July 14, 2020



Precautionary Observation Centers (POC): Admission and Discharges

County	Precautionary Observation Centers				Cumulative Move to Treatment
	New admissions	Currently in POC	Daily Discharges	Cumulative Discharges (not including transferred)	
Bomi	0	0	0	0	0
Gbarpolu	0	0	0	0	0
Grand Bassa	0	0	0	36	0
Margibi	18	43	0	71	0
Maryland	0	3	0	2	0
Montserrado	0	30	0	65	1
Nimba	0	1	0	32	0
River Gee	0	8	0	1	0
Sinoe	0	13	0	168	0
Lofa	0	27	0	332	0
NATIONAL	18	125	0	707	1

14 Military Hospital & Union Treatment Center Daily Report – July 14, 2020

Treatment Facility Name	New admissions	Daily Discharges	Cumulative Recoveries	Daily Deaths	Cumulative Deaths	*Currently in treatment	Available Bed Occupancy %
14 Military Hospital Treatment Unit	0	1	383	0	6	59	51
Union Treatment Center	7	0	17	0	0	36	17
TOTAL	7	1	400	0	6	95	68

Demographic Breakdown of Cases													
Treatment Facility Name	Total Census	Total Adult	Total Children		Total Female	Total Male	Total Confirm	Others	Pregnant	Children			
										<1	1-5	6-10	11-17
14 Military Hospital Treatment Unit	59	55	4		9	50	58	1	0	1	2	0	1
Union Treatment Center	36	33	3		16	20	36	0	0	0	0	1	2
TOTAL	95	88	7		25	70	94	1	0	1	2	1	3

*94 Confirmed cases + 1 Special case = 95 Total patients

Recoveries from Treatment Units (16 March – 14 July 2020)

COVID-19 Treatment Units				
Treatment Unit	New admissions	Cumulative admissions	Recoveries	Cumulative Recoveries
14 Military Hospital & Union Treatment Center, Montserrado	7	493	1	402
Chief Jallahlone Hospital, Gbarpolu	0	3	0	1
Jackson F. Doe Hospital, Nimba	0	5	0	1
E&J Medical Center, Nimba	0	15	0	0
Ganta Methodist Hospital, Nimba	0	1	0	1
AML Yekepa, Nimba	0	8	0	0
Pleebo Health Center, Maryland	0	5	0	1
JJ Dossen Hospital, Maryland	0	9	0	0
Rally Time Hospital, Grand Kru	1	2	0	1
Fish Town Hospital, River Gee	0	29	0	1
St. Timothy Hospital, Grand Cape Mount	0	1	0	0
Liberia Government Hospital, Bomi	0	8	0	2
Tellewoyan Hospital, Lofa	0	10	0	4
Foya Hospital, Lofa	0	10	0	0
Curran Hospital, Lofa	0	4	0	0
Phebe Hospital, Bong	0	25	0	3
Liberia Government Hospital, Grand Bassa	0	4	0	3
Arcelor Mittal, Grand Bassa	0	5	0	5
Duside Hospital, Margibi	0	35	0	20
F. J. Grant Hospital, Sinoe	0	4	0	2
Total	8	676	1	447

Admissions, Currently in Treatment, and Discharges

COVID-19 Treatment Units									
Treatment Unit	New admissions	Cumulative admissions	Discharges	Cumulative Discharges	Currently in Treatment Unit	Total Males	Total Females	0-35 yrs	36+ yrs
Liberia Government Hospital, Bomi	0	8	0	2	6	4	2	1	5
Phebe Hospital, Bong	0	25	0	3	21	13	8	11	10
Chief Jallahlone Hospital, Gbarpolu	0	3	0	1	0	0	0	0	0
Arcelor Mittal, Grand Bassa	0	5	0	5	0	0	0	0	0
Liberia Government Hospital, Grand Bassa	0	3	0	3	0	0	0	0	0
St. Timothy Hospital, Grand Cape Mount	0	1	0	0	1	1	0	0	1
Rally Time Hospital, Grand Kru	1	2	0	1	1	1	0	1	0
Tellewoyan Hospital, Lofa	0	12	0	4	8	6	2	2	6
Foya Burma Hospital, Lofa	0	10	0	0	10	6	4	4	6
Curran Hospital, Lofa	0	4	0	0	4	3	1	1	3
Duside Hospital, Margibi	0	35	0	20	14	8	6	5	9
Pleebo Health Center, Maryland	0	8	0	1	7	4	3	5	2
JJ Dossen Hospital, Maryland	0	8	0	0	8	7	1	7	1
Jackson F. Doe Hospital, Nimba	0	5	0	1	3	3	0	3	0
E&J Medical Center, Nimba	0	15	0	0	15	11	4	3	12
AML Yekepa, Nimba	0	8	0	0	8	5	3	2	6
Ganta Methodist Hospital, Nimba	0	1	0	1	0	0	0	0	0
Fish Town Hospital, River Gee	0	29	0	1	28	23	5	10	18
F. J. Grant Hospital, Sinoe	0	4	0	2	2	1	1	0	2
Total	1	186	0	45	136	96	40	55	81

Laboratory Samples Evaluated – July 14, 2020

Laboratory	Total	New Positive	Repeat Positive	Initial Negative	Repeat Test Negative	Pending Lab Result
NPHRL	116	18	8	75	0	15
Total	116	18	8	75	0	15

Summary of COVID-19 Contact Tracing in Response Counties

County	New Contacts Line listed	Cumulative Contacts	No. of Health Care Workers as Contacts	Cumulative no. of Health Care Workers as	Contacts became a case	Cumulative contacts that became a case	Contacts Completed 14 Days	Cumulative Contacts Completing 14 Days	Contacts Under Follow-up	Contacts lost to Follow-up
Montserratado	120	3937	7	432	0	155	102	3516	348	3
Margibi	29	459	0	124	0	38	0	290	132	0
Grand Bassa	0	138	0	65	0	9	6	129	0	0
Sinoe	0	181	0	29	0	1	40	168	13	0
Gbarpolu	0	87	0	13	0	8	0	53	34	0
Lofa	11	667	3	89	5	29	0	332	332	0
Nimba	0	556	0	52	0	21	0	469	66	10
Bong	0	272	0	70	0	28	0	90	180	2
Grand CapeMount	0	21	0	0	0	0	0	0	0	0
RiverGee	0	122	0	13	0	28	0	0	121	0
Maryland	0	76	0	24	0	7	0	0	76	0
Bomi	0	95	0	10	0	8	0	0	95	0
Rivecess	14	20	14	15	0	0	0	0	20	0
Grand Kru	4	85	0	46	0	0	0	0	85	0
National	178	6716	24	982	5	332	148	5047	1502	15

Active Case Finding (16 March – 14 July 2020)

County	Visitation				Identification, Investigation & Testing								Supervision		
	No. of communities Assigned	No. of communities Visited	No. of Households Assigned	No. of Households Visited	Sick persons Identified	Cumulative Sick persons identified	Sick persons referred for Investigation	Cumulative Sick person referred for Investigation	Sick persons Investigated	Cumulative Sick persons Investigated	Sick persons investigated and referred for testing	Cumulative Sick persons investigated and referred for testing	No. of Sick persons followed-up today	No. of supervision visits	No. of Supervisory Calls
Bomi	127	24	1418	1418	0	0	0	0	0	0	0	0	0	4	0
Bong	333	232	48611	4318	145	159	145	159	145	159	2	2	7	0	0
Montserrado	250	0	0	70707	8	553	8	351	8	332	8	283	0	0	0
Margibi	15	15	15	130	0	4	0	4	0	16	0	10	7	8	7
Maryland	0	0	278	278	2	3	2	3	2	3	2	3	2	0	0
Grand Cape Mount	1	1	19	19	0	0	0	0	0	0	0	0	0	0	0
Sincee	90	90	5232	2534	0	619	169	169	0	169	0	1	0	5	5
River Gee	100	80	50	20	0	24	0	24	0	24	0	24	37	6	0
Gbarpolu	54	54	1270	409	0	217	0	217	0	217	0	25	39	0	0
Grand Bassa	20	20	239	239	20	248	10	248	20	248	0	0	0	0	0
Nimba	430	381	2460	1469	1	51	1	51	1	51	0	33	1	0	0
Lofa	316	316	638	638	0	70	0	70	0	70	0	70	0	32	179
National	1736	1193	59991	82179	156	1700	335	889	156	1130	10	449	93	55	191

Thank you for Listening