



# **Liberia COVID-19 Daily Sitrep 122 (15<sup>th</sup> July 2020)**

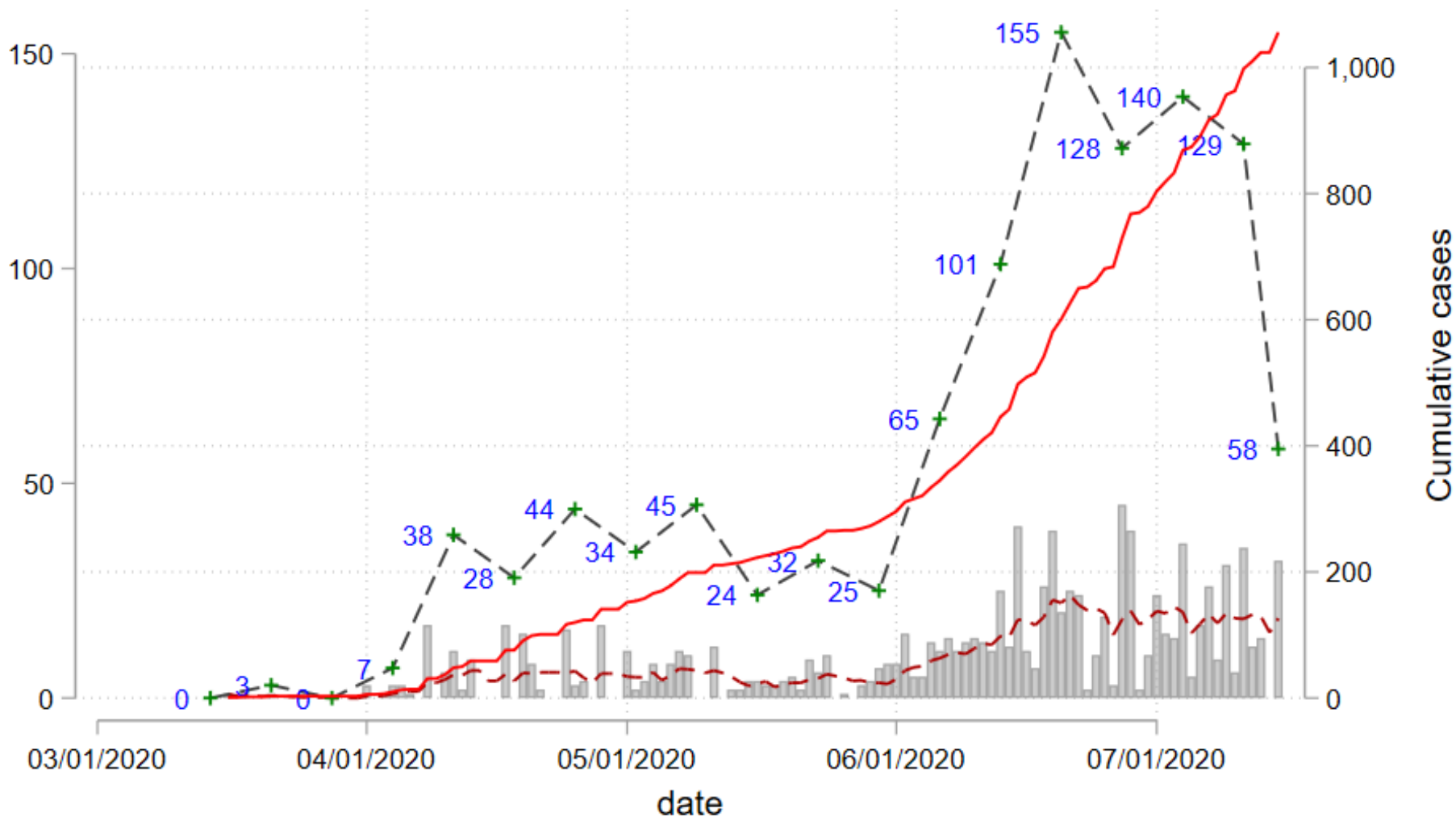
# Summary of COVID-19 Cases by Reporting County, Liberia, 16 March – 15 July 2020

County			Confirmed Cumulative Cases
	Confirmed Cases	Cases on Contact List	
Bomi	0	0	9
Bong	1	0	35
Gbarpolu	0	0	10
Grand Bassa	0	0	10
Grand Cape Mount	0	0	1
Grand Kru	0	0	3
Lofa	0	0	37
Margibi	0	0	61
Maryland	0	0	21
Montserrado	10	0	792
Nimba	0	0	51
Rivercess	0	0	1
River Gee	3	0	34
Sinoe	0	0	5
<b>NATIONAL</b>	<b>14</b>	<b>0</b>	<b>1070</b>

# Demographic Breakdown (Gender & Age) of Confirmed COVID-19 Cases (16 March – 15 July 2020)

County	<15 years		15 - 34		35 - 54		55+		All ages		Total Confirmed
	M	F	M	F	M	F	M	F	M	F	
Bomi	0	2	1	1	3	1	0	1	4	5	9
Bong	3	1	1	5	8	7	7	3	19	16	35
Gbarpolu	1	2	0	2	3	1	1	0	5	5	10
Grand Bassa	1	0	2	6	0	1	0	0	3	7	10
Grand Cape Mount	0	0	0	0	0	0	1	0	1	0	1
Grand Kru	0	0	2	1	0	0	0	0	2	1	3
Lofa	2	2	7	3	12	4	6	1	27	10	37
Margibi	3	3	12	9	15	6	7	6	37	24	61
Maryland	1	0	8	3	5	1	1	2	15	6	21
Montserrado	35	35	208	105	204	88	79	38	526	266	792
Nimba	0	2	13	5	23	2	3	3	39	12	51
Rivercess	0	0	0	1	0	0	0	0	0	1	1
River Gee	0	0	4	2	19	5	4	0	27	7	34
Sinoe	0	0	1	0	3	1	0	0	4	1	5
<b>National</b>	<b>46</b>	<b>47</b>	<b>259</b>	<b>143</b>	<b>295</b>	<b>117</b>	<b>109</b>	<b>54</b>	<b>709</b>	<b>361</b>	<b>1070</b>

# Epi-curve for COVID 19 Cases in Liberia, 14 March – 15 July 2020

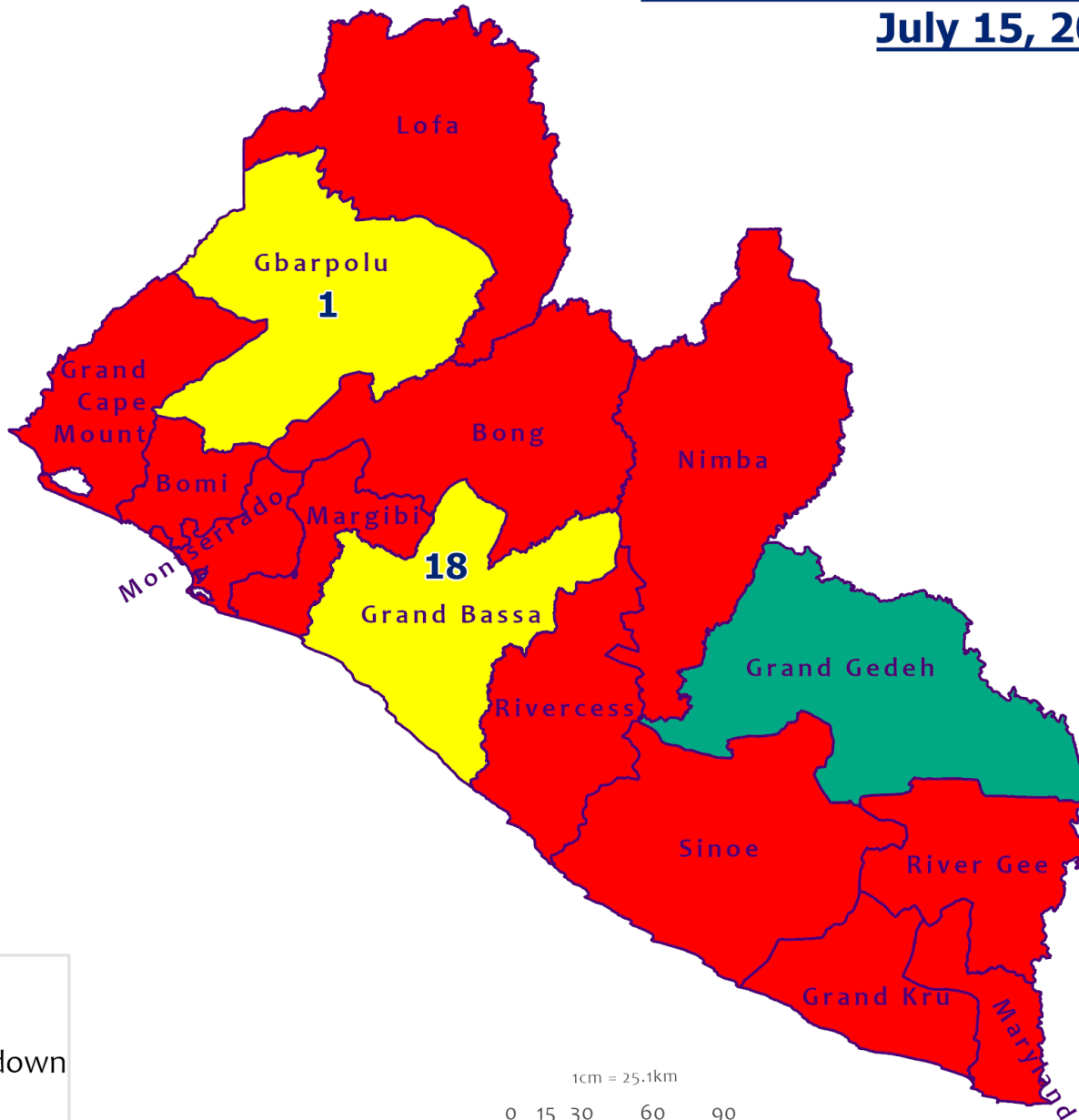


■ Daily Cases - 7-Day Moving AVG- Cases by Epiweek+ Cases by Epiweek- Cumulative cases

(Last update - 7/15/2020)



# Counties COVID-19 Status in Liberia July 15, 2020



## County Status

- Preparedness
- 28-Day Countdown
- Response



Data Source: NPHIL/MoH

# Demographic Breakdown (Gender & Age) of Confirmed COVID-19 Deaths (16 March – 15 July 2020)

County	<15 years		15 - 34		35 - 54		55+		All ages		Total Confirmed
	M	F	M	F	M	F	M	F	M	F	
Bong	0	0	1	0	0	0	3	1	4	1	5
Gbarpolu	0	0	0	0	1	0	1	0	2	0	2
Grand Bassa	0	0	0	0	0	0	0	0	0	0	0
Grand Kru	0	0	0	0	0	0	0	0	0	0	0
Lofa	0	0	1	0	0	1	5	1	6	2	8
Margibi	0	0	0	1	1	1	0	2	1	4	5
Maryland	0	0	0	0	0	0	1	1	1	1	2
Montserrado	0	0	1	0	7	7	13	7	21	14	35
Nimba	0	0	2	0	3	1	3	0	8	1	9
Rivercess	0	0	0	1	0	0	0	0	0	1	1
River Gee	0	0	0	0	0	0	0	0	0	0	0
Sinoe	0	0	1	0	0	0	0	0	1	0	1
<b>National</b>	<b>0</b>	<b>0</b>	<b>6</b>	<b>2</b>	<b>12</b>	<b>10</b>	<b>26</b>	<b>12</b>	<b>44</b>	<b>24</b>	<b>68</b>

# Summary of COVID-19 Deaths by Reporting County, Liberia, 16 March – 15 July 2020

County	DAILY REPORT								Cumulative Deaths
	New Suspected Deaths	Laboratory Confirmed Deaths						Confirmed Deaths on Contact List	
		COVID-19 Treatment Unit	Total in COVID-19 Treatment Unit	Health Facility	Total in Health Facility	Community	Total in Community		
Bong	0	0	0	0	4	0	1	0	5
Gbarpolu	0	0	0	0	1	0	0	0	1
Grand Bassa	0	0	0	0	0	0	0	0	0
Grand Kru	0	0	0	0	0	0	0	0	0
Lofa	0	0	0	0	5	0	3	0	8
Maryland	0	0	0	0	2	0	0	0	2
Margibi	0	0	0	0	5	0	0	0	5
Montserrado	0	0	6	0	16	0	14	0	36
Nimba	0	0	1	0	4	0	4	0	9
Rivercess	0	0	0	0	1	0	0	0	1
River Gee	0	0	0	0	0	0	0	0	0
Sinoe	0	0	0	0	1	0	0	0	1
<b>National</b>	<b>0</b>	<b>0</b>	<b>7</b>	<b>0</b>	<b>39</b>	<b>0</b>	<b>22</b>	<b>0</b>	<b>68</b>

The Liberia Case Fatality rate (CFR) officially considered is for deaths that occurred among patients in care at the COVID-19 treatment units across the country. As of 13 July 2020, a total of 7 deaths have been recorded CFR=0.6%. The country is however keeping active surveillance on community deaths and deaths in non COVID-19 treatment health units.

# Daily and Cumulative Healthcare Worker (HCW) COVID-19 Cases and Deaths by County, Liberia, 16 March – 15 July 2020

<b>County</b>	<b>DAILY REPORT</b>						<b>CUMULATIVE CASES (ALIVE &amp; DEAD)</b>	
	<b>New Suspected &amp; High Risk Cases (Alive)</b>			<b>New Suspect Death</b>	<b>Laboratory Confirmed Cases</b>	<b>Confirmed Cases on Contact List</b>	<b>Confirmed</b>	<b>Deaths</b>
	<b>Suspect</b>	<b>High Risk</b>	<b>Total</b>					
<b>Bomi</b>	<b>0</b>	<b>0</b>	<b>0</b>	<b>0</b>	<b>0</b>	<b>0</b>	<b>3</b>	<b>0</b>
<b>Bong</b>	<b>0</b>	<b>0</b>	<b>0</b>	<b>0</b>	<b>0</b>	<b>0</b>	<b>19</b>	<b>3</b>
<b>Gbarpolu</b>	<b>0</b>	<b>0</b>	<b>0</b>	<b>0</b>	<b>0</b>	<b>0</b>	<b>1</b>	<b>1</b>
<b>Grand Bassa</b>	<b>0</b>	<b>0</b>	<b>0</b>	<b>0</b>	<b>0</b>	<b>0</b>	<b>4</b>	<b>0</b>
<b>Grand Kru</b>	<b>0</b>	<b>0</b>	<b>0</b>	<b>0</b>	<b>0</b>	<b>0</b>	<b>1</b>	<b>0</b>
<b>Lofa</b>	<b>0</b>	<b>0</b>	<b>0</b>	<b>0</b>	<b>0</b>	<b>0</b>	<b>15</b>	<b>0</b>
<b>Margibi</b>	<b>0</b>	<b>0</b>	<b>0</b>	<b>0</b>	<b>0</b>	<b>0</b>	<b>11</b>	<b>1</b>
<b>Maryland</b>	<b>0</b>	<b>0</b>	<b>0</b>	<b>0</b>	<b>0</b>	<b>0</b>	<b>13</b>	<b>0</b>
<b>Montserrado</b>	<b>0</b>	<b>0</b>	<b>0</b>	<b>0</b>	<b>0</b>	<b>0</b>	<b>66</b>	<b>1</b>
<b>Nimba</b>	<b>0</b>	<b>0</b>	<b>0</b>	<b>0</b>	<b>0</b>	<b>0</b>	<b>6</b>	<b>0</b>
<b>River Gee</b>	<b>0</b>	<b>0</b>	<b>0</b>	<b>0</b>	<b>0</b>	<b>0</b>	<b>8</b>	<b>0</b>
<b>Sinoe</b>	<b>0</b>	<b>0</b>	<b>0</b>	<b>0</b>	<b>0</b>	<b>0</b>	<b>2</b>	<b>0</b>
<b>NATIONAL</b>	<b>0</b>	<b>0</b>	<b>0</b>	<b>0</b>	<b>0</b>	<b>0</b>	<b>149</b>	<b>6</b>



# Cadre Cases and Deaths by Health Care Workers

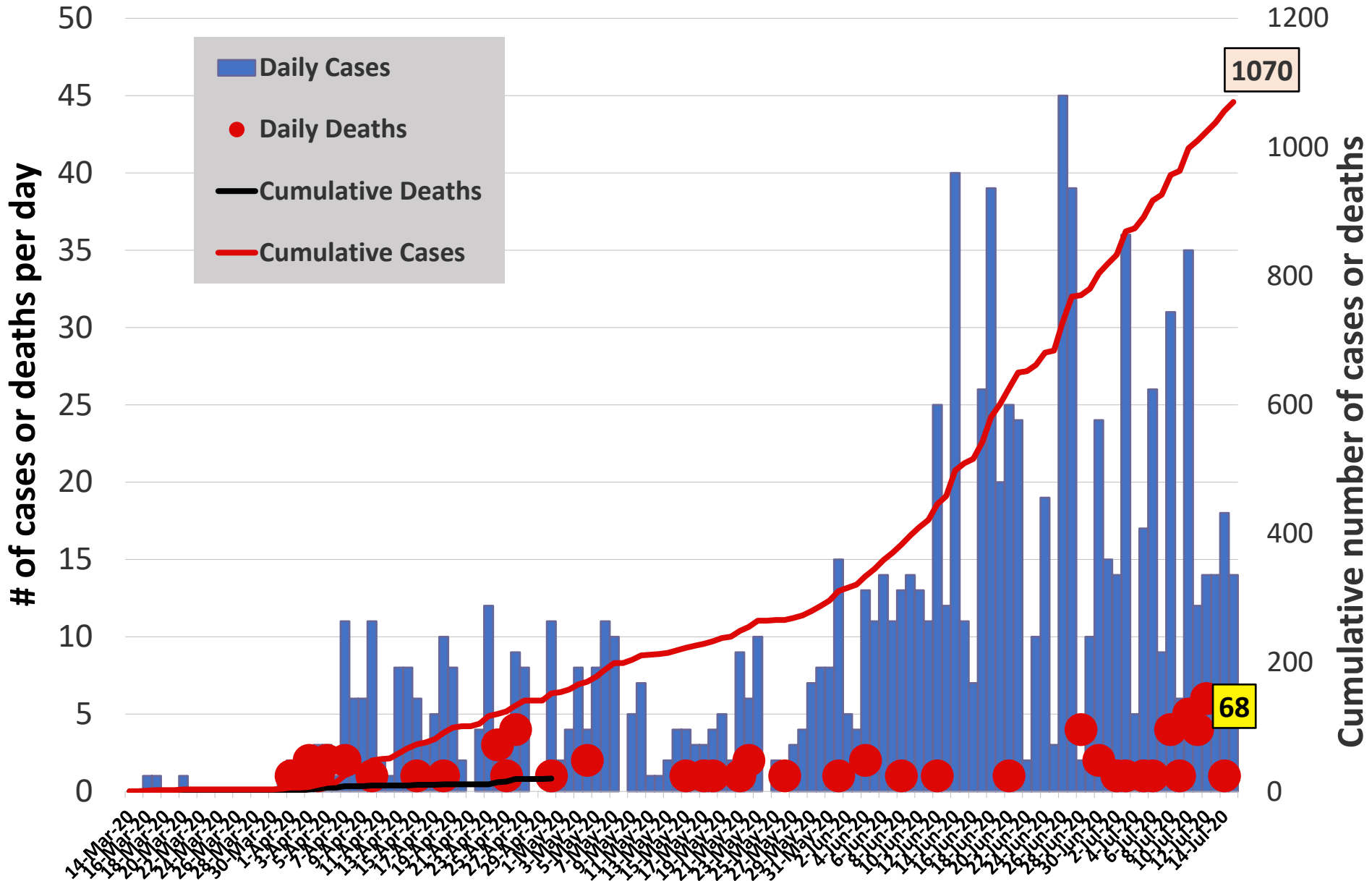
## (16 March – 15 July 2020)

Health Care Worker Cadre	Montserratado		Margibi		Nimba		River Gee		Sinoe		Grand Kru		Gbarpolu		Bong		Lofa		Grand Bassa		Maryland		Bomi		National (Total)		
	Cases	Deaths	Cases	Deaths	Cases	Deaths	Cases	Deaths	Cases	Deaths	Cases	Deaths	Cases	Deaths	Cases	Deaths	Cases	Deaths	Cases	Deaths	Cases	Deaths	Cases	Deaths	Cases	Deaths	
Doctors	11	0	0	0	0	0	1	0	0	0	0	0	0	0	1	0	0	0	0	0	0	0	0	0	0	13	0
Pharmacists	2	0	0	0	0	0	0	0	0	0	0	0	0	0	0	0	0	0	0	0	0	0	0	0	0	2	0
Nurses	22	1	3	0	2	0	3	0	0	0	0	0	1	1	12	1	8	0	3	0	1	0	1	0	56	3	
Nurse Aid	0	0	0	0	0	0	0	0	0	0	0	0	0	0	0	0	0	0	0	0	1	0	0	0	1	0	
Midwife	0	0	0	0	0	0	1	0	0	0	0	0	0	0	1	0	1	0	0	0	0	0	0	0	3	0	
Radiologist	1	0	0	0	0	0	0	0	0	0	0	0	0	0	0	0	0	0	0	0	0	0	0	0	1	0	
Physician Assistants	6	0	0	0	1	0	1	0	0	0	0	0	0	0	0	0	1	0	0	0	0	0	0	0	9	0	
Lab Technician	5	0	1	0	2	0	0	0	1	0	1	0	0	0	0	0	2	0	0	0	10	0	0	0	22	0	
Environmental Health Technicians	5	0	0	0	0	0	0	0	0	0	0	0	0	0	0	0	0	0	0	0	0	0	0	0	5	0	
Microbiologist	1	0	0	0	0	0	0	0	0	0	0	0	0	0	0	0	0	0	0	0	0	0	0	0	1	0	
Epidemiologist	1	0	0	0	0	0	0	0	0	0	0	0	0	0	0	0	0	0	0	0	0	0	0	0	1	0	
Dieticians	0	0	7	1	0	0	0	0	0	0	0	0	0	0	0	0	0	0	0	0	0	0	0	0	7	1	
Dispenser	0	0	0	0	0	0	0	0	0	0	0	0	0	2	1	0	0	0	0	0	0	0	0	0	2	1	
Licensed Practical Nurse	0	0	0	0	0	0	0	0	0	0	0	0	0	1	1	0	0	0	0	0	0	0	0	0	1	1	
Psychosocial Worker	1	0	0	0	0	0	0	0	0	0	0	0	0	0	0	0	0	0	0	0	0	0	0	0	1	0	
Hygienist	0	0	0	0	0	0	0	0	0	0	0	0	0	1	0	0	0	0	0	0	0	0	0	0	1	0	
Logistician	0	0	0	0	0	0	0	0	0	0	0	0	0	0	0	0	0	1	0	0	0	0	0	0	1	0	
Vaccinator	0	0	0	0	1	0	0	0	0	0	0	0	0	0	0	0	0	0	0	0	0	0	1	0	2	0	
Ambulance Driver	2	0	0	0	0	0	0	0	0	0	0	0	0	0	0	2	0	0	0	0	0	0	0	0	4	0	
Procurement Officer	0	0	0	0	0	0	0	0	1	0	0	0	0	0	0	0	0	0	0	0	0	0	0	0	1	0	
Registrar/ Accountant	1	0	0	0	0	0	0	0	0	0	0	0	0	0	0	0	0	0	0	0	0	0	1	0	2	0	
CHT Secretary	0	0	0	0	0	0	1	0	0	0	0	0	0	0	0	0	0	0	0	0	0	0	0	0	1	0	
Hospital Administrator	0	0	0	0	0	0	1	0	0	0	0	0	0	0	0	0	0	0	0	0	0	0	0	0	1	0	
Hospital Cleaner	1	0	0	0	0	0	0	0	0	0	0	0	0	1	0	0	0	0	0	1	0	0	0	0	3	0	
CHT CHV	0	0	0	0	0	0	0	0	0	0	0	0	0	0	0	1	0	0	0	0	0	0	0	0	1	0	
Others	7	0	0	0	0	0	0	0	0	0	0	0	0	0	0	0	0	0	0	0	0	0	0	0	7	0	
<b>Total:</b>	<b>66</b>	<b>1</b>	<b>11</b>	<b>1</b>	<b>6</b>	<b>0</b>	<b>8</b>	<b>0</b>	<b>2</b>	<b>0</b>	<b>1</b>	<b>0</b>	<b>1</b>	<b>1</b>	<b>19</b>	<b>3</b>	<b>15</b>	<b>0</b>	<b>4</b>	<b>0</b>	<b>13</b>	<b>0</b>	<b>3</b>	<b>0</b>	<b>149</b>	<b>6</b>	

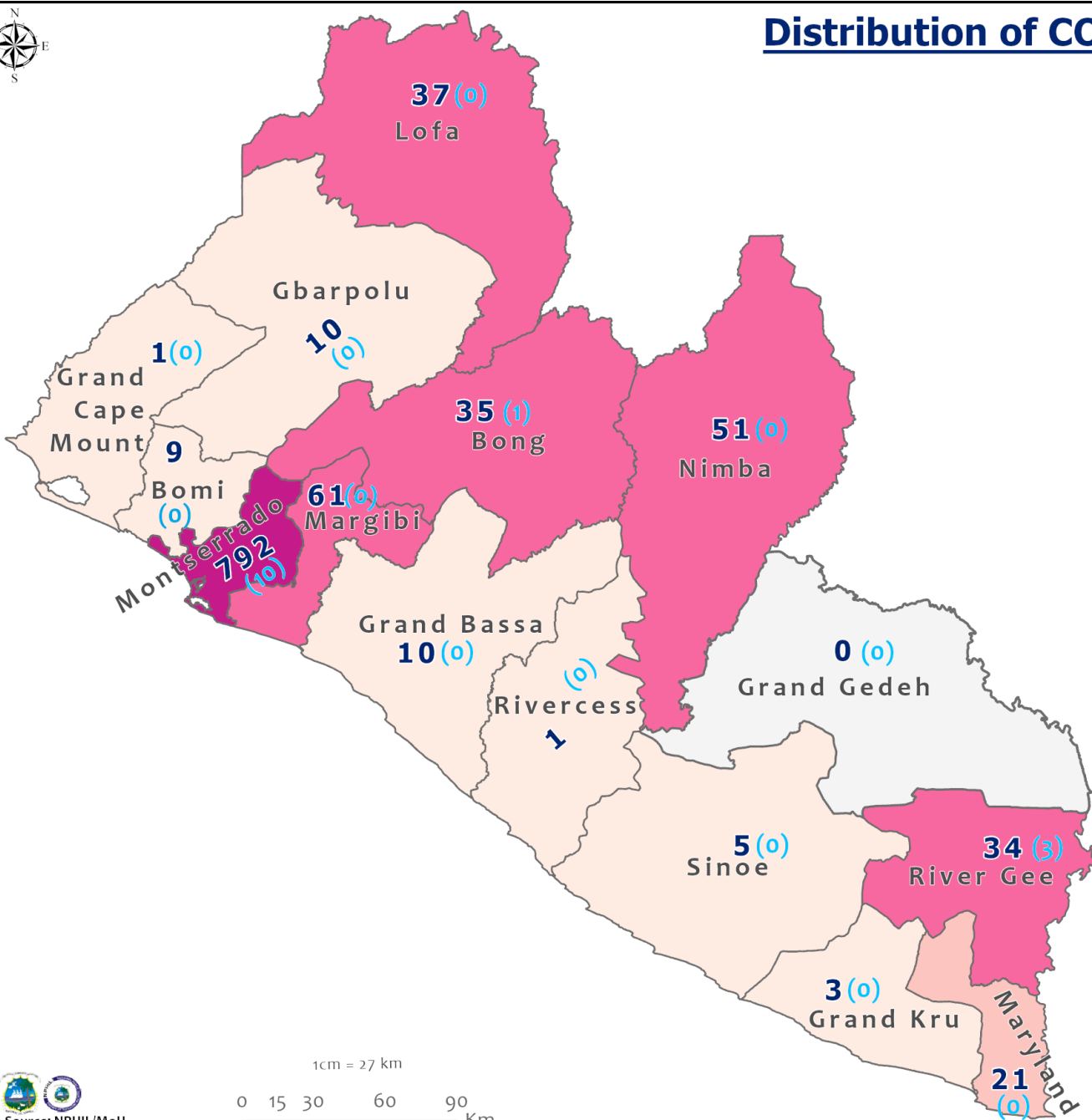
# Suspected and High Risk Cases and Deaths (16 March – 15 July 2020)

County	New Suspected	Cumulative Suspected	New High Risk	Cumulative High Risk	New Suspected Deaths	Cumulative Suspected Deaths
<b>Montserrado</b>	21	5990	0	0	0	79
<b>Margibi</b>	0	8	0	44	0	1
<b>Maryland</b>	0	25	0	19	0	5
<b>Bong</b>	0	22	0	159	0	3
<b>Rivercess</b>	0	3	0	5	0	1
<b>River Gee</b>	0	39	2	46	0	0
<b>Lofa</b>	0	70	0	74	0	53
<b>Grand Cape Mount</b>	0	21	0	0	0	0
<b>Bomi</b>	0	4	0	81	0	0
<b>Sinoe</b>	0	46	0	54	0	7
<b>Grand Kru</b>	0	0	0	35	0	0
<b>Gbarpolu</b>	0	87	0	13	0	0
<b>Grand Bassa</b>	0	43	0	32	0	0
<b>Nimba</b>	1	187	0	182	0	13
<b>National</b>	22	6545	2	744	0	162

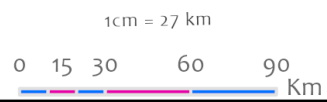

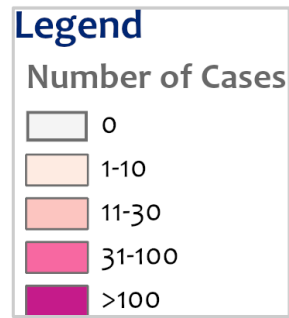
# EPI-Curve of Confirmed Cases and Deaths



# Distribution of COVID-19 Cases by County in Liberia - July 15, 2020



Total cumulative cases:  
**1070**  
 Total new cases:  
**14**



# COVID-19 Cases by District in Liberia - July 15, 2020

**Total Cases: 1070**

Affected Counties	Cumulative Cases
Montserrado	792
Margibi	61
Nimba	51
Lofa	37
Bong	35
River Gee	34
Maryland	21
Grand Bassa	10
Gbarpolu	10
Boni	9
Sinoe	5
Grand Kru	3
Grand Cape Mount	1
Rivercess	1

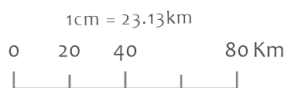
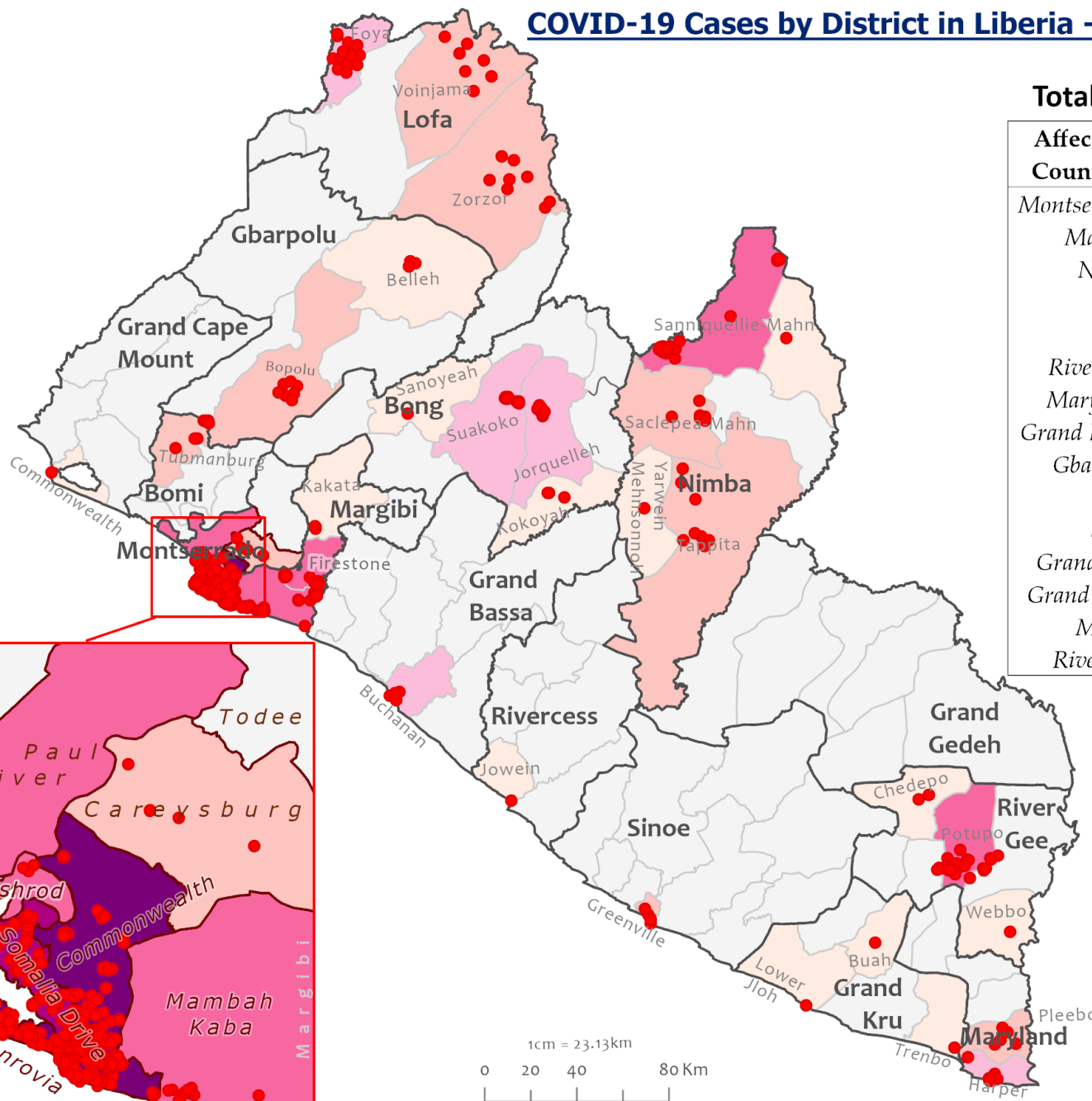
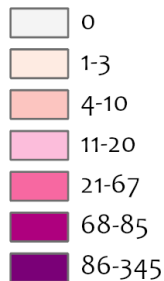


## Legend

Confirmed cases

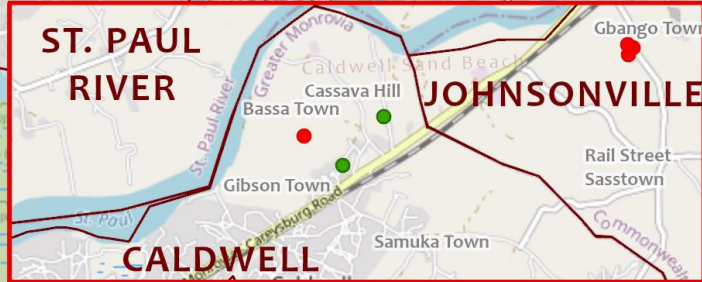
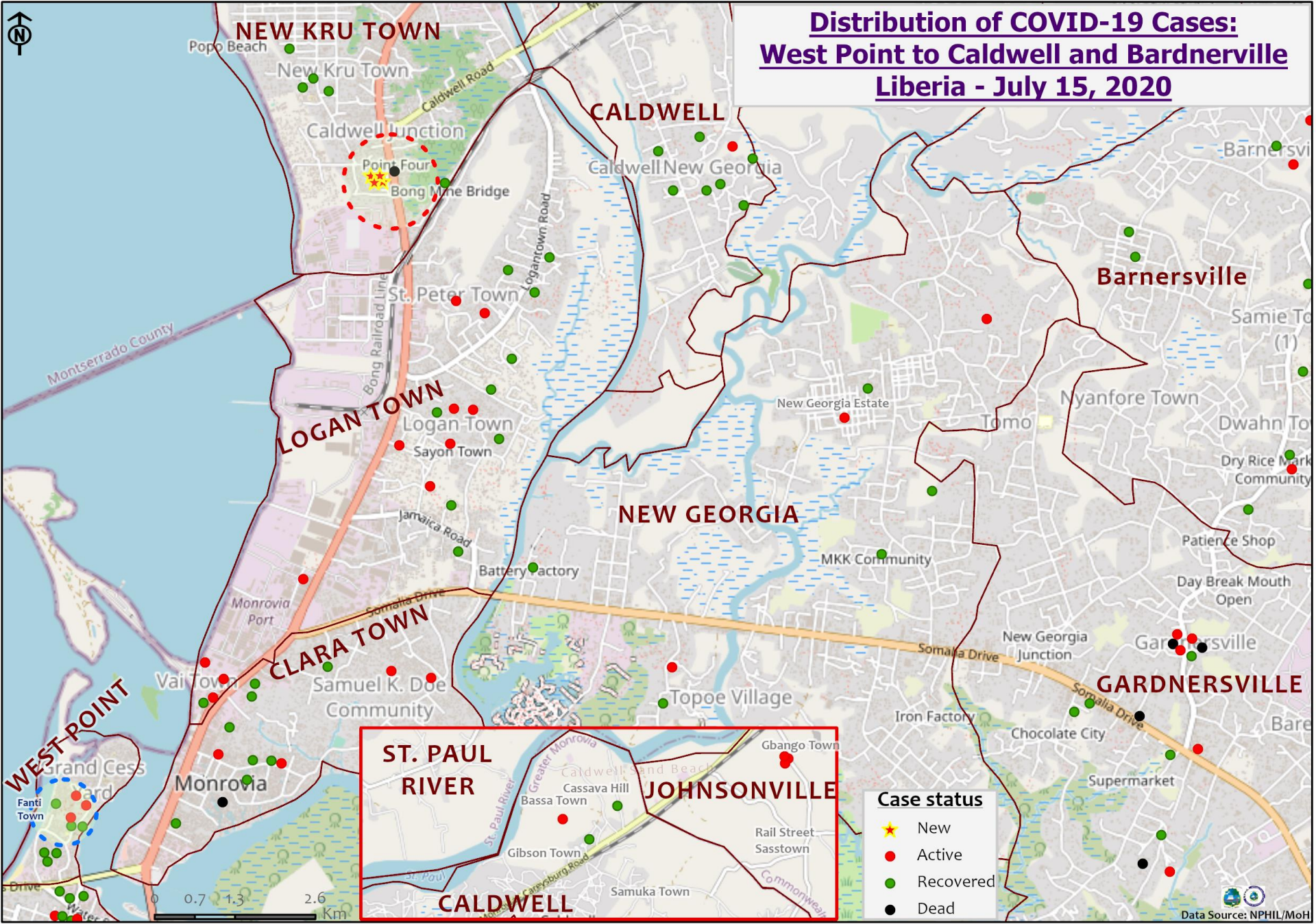


Cases / District

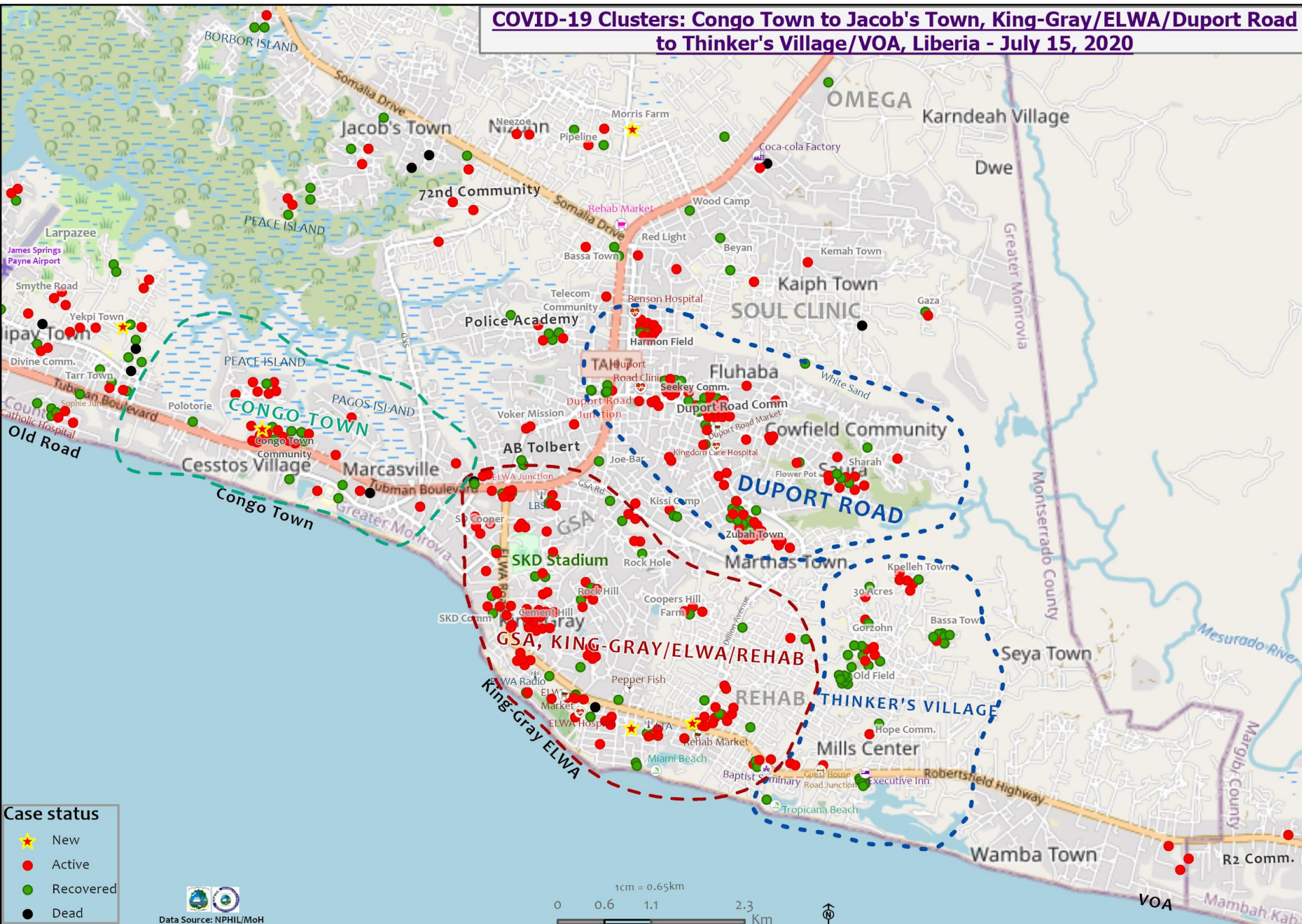


Data Source: NPHIL/MoH

# Distribution of COVID-19 Cases: West Point to Caldwell and Bardnerville Liberia - July 15, 2020



# COVID-19 Clusters: Congo Town to Jacob's Town, King-Gray/ELWA/Duport Road to Thinker's Village/VOA, Liberia - July 15, 2020



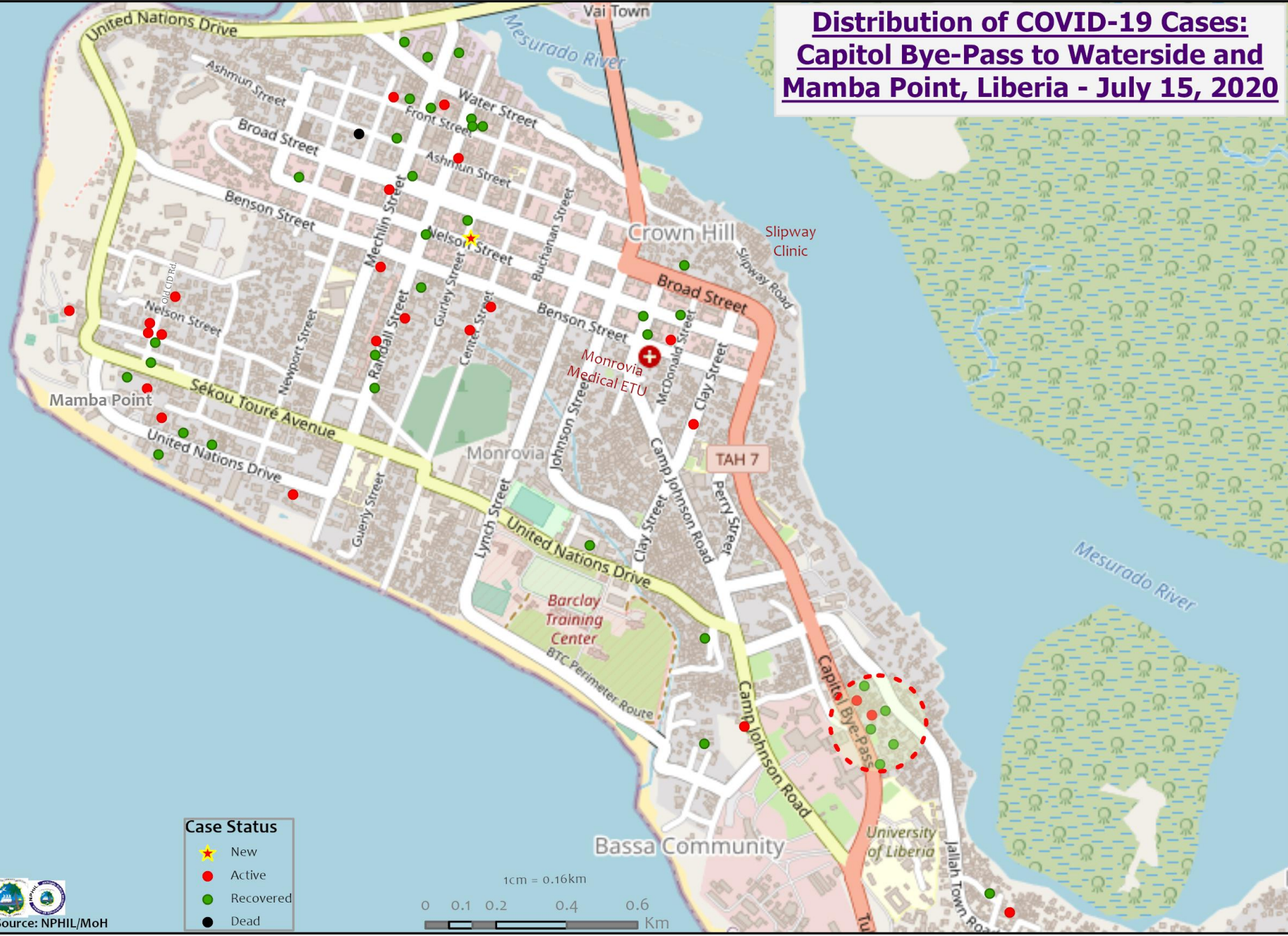
**Case status**

- ★ New
- Active
- Recovered
- Dead

Data Source: NPHIL/MoH

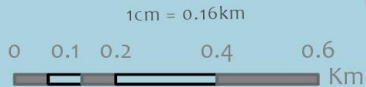


# Distribution of COVID-19 Cases: Capitol Bye-Pass to Waterside and Mamba Point, Liberia - July 15, 2020



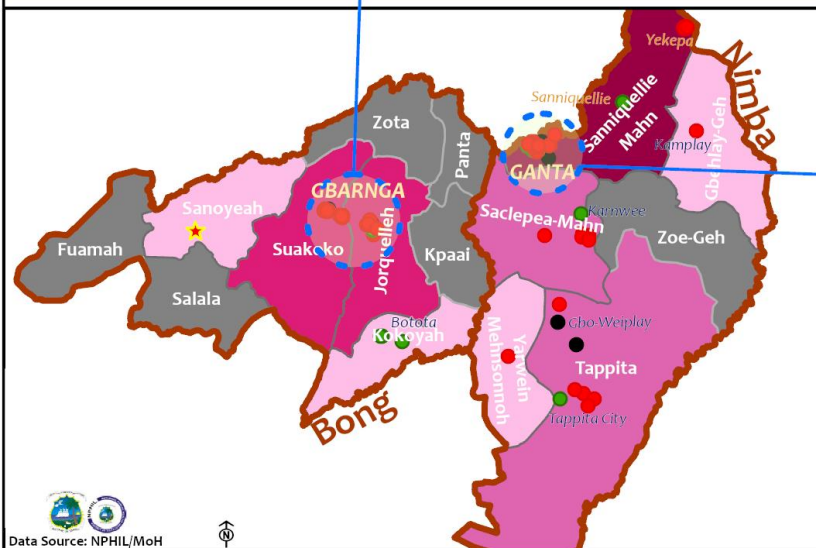
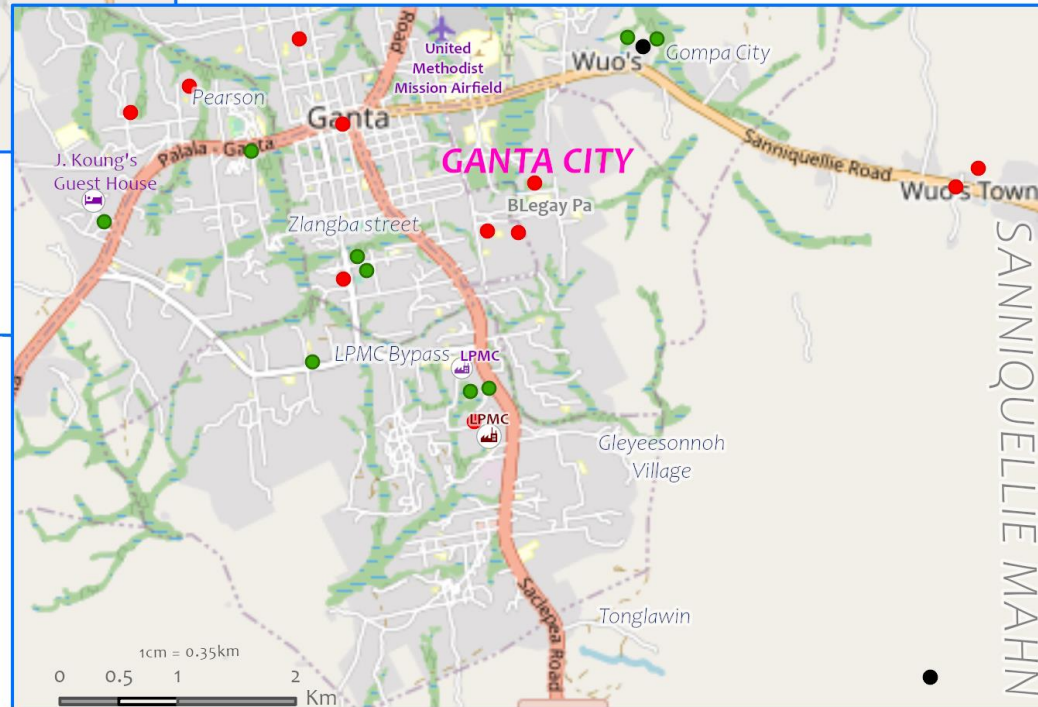
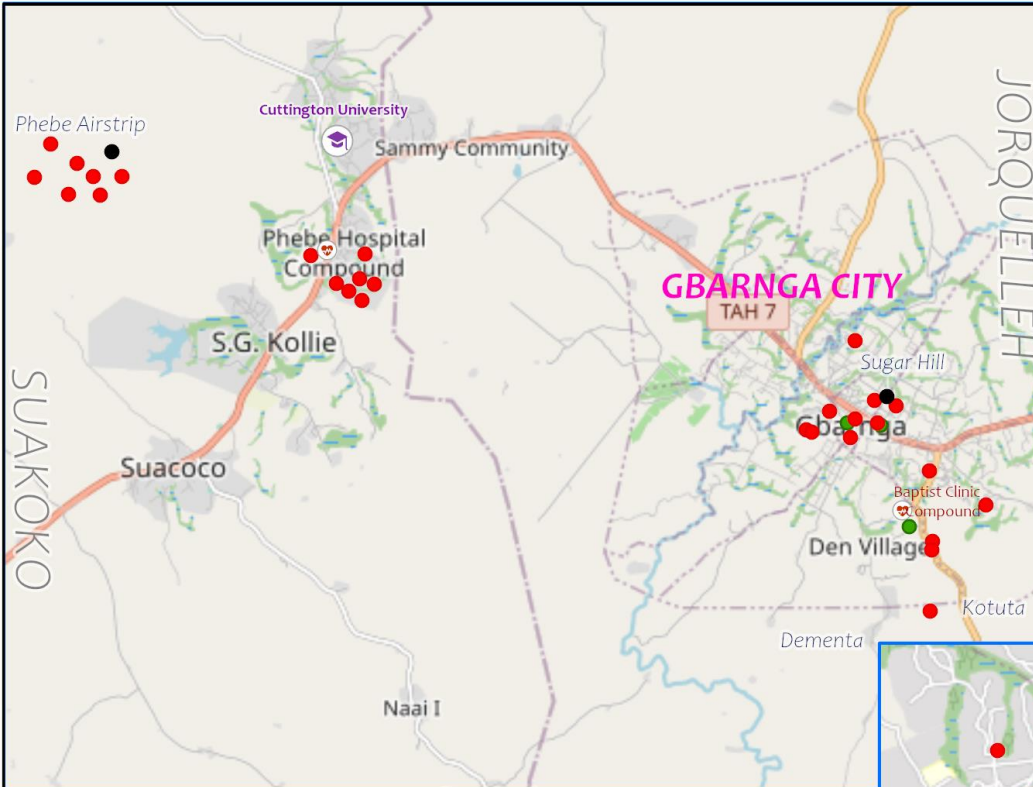
**Case Status**

- ★ New
- Active
- Recovered
- Dead





# Distribution of COVID-19 Cases in Bong and Nimba counties, Liberia - July 15, 2020



# Precautionary Observation Centers (POC): Admission and Discharges

County	Precautionary Observation Centers				Cumulative Move to Treatment
	New admissions	Currently in POC	Daily Discharges	Cumulative Discharges (not including transferred)	
Bomi	0	0	0	0	0
Gbarpolu	0	0	0	0	0
Grand Bassa	0	0	0	36	0
Margibi	0	43	0	71	0
Maryland	0	3	0	2	0
Montserrado	0	17	0	79	14
Nimba	0	1	0	32	0
River Gee	0	1	7	8	0
Sinoe	0	13	0	168	0
Lofa	0	27	0	332	0
<b>NATIONAL</b>	<b>0</b>	<b>105</b>	<b>7</b>	<b>728</b>	<b>14</b>

Grand Kru has negotiated for One POC which has 4 bedrooms. Some contacts will be move to the POC today.

The four bedrooms cannot accommodate the 50 high risk contacts.

There is a need for additional POC for Grand Kru County

# 14 Military Hospital & Union Treatment Center Daily Report – July 15, 2020

Treatment Facility Name	New admissions	Daily Discharges	Cumulative Recoveries	Daily Deaths	Cumulative Deaths	*Currently in treatment	Available Bed Occupancy %
14 Military Hospital Treatment Unit	2	28	410	0	6	33	77
Union Treatment Center	5	5	22	0	0	36	17
<b>TOTAL</b>	<b>7</b>	<b>32</b>	<b>431</b>	<b>0</b>	<b>6</b>	<b>69</b>	<b>94</b>

Demographic Breakdown of Cases													
Treatment Facility Name	Total Census	Total Adult	Total Children		Total Female	Total Male	Total Confirm	Others	Pregnant	Children			
										<1	1-5	6-10	11-17
14 Military Hospital Treatment Unit	33	32	1		6	27	33	0	0	0	0	0	1
Union Treatment Center	36	31	5		15	21	36	0	0	1	0	2	2
<b>TOTAL</b>	<b>69</b>	<b>63</b>	<b>6</b>		<b>21</b>	<b>48</b>	<b>69</b>	<b>0</b>	<b>0</b>	<b>1</b>	<b>0</b>	<b>2</b>	<b>3</b>

31 Recoveries + 1 Special case = 32 Discharges

# Recoveries from Treatment Units (16 March – 15 July 2020)

<b>Treatment Unit</b>	<b>New admissions</b>	<b>Cumulative admissions</b>	<b>Recoveries</b>	<b>Cumulative Recoveries</b>
14 Military Hospital & Union Treatment Center, Montserrado	7	500	31	433
Chief Jallahlone Hospital, Gbarpolu	0	3	0	1
Jackson F. Doe Hospital, Nimba	0	5	0	1
E&J Medical Center, Nimba	0	15	1	1
Ganta Methodist Hospital, Nimba	0	1	0	1
AML Yekepa, Nimba	0	8	0	0
Pleebo Health Center, Maryland	2	10	0	1
JJ Dossen Hospital, Maryland	1	9	0	0
Rally Time Hospital, Grand Kru	0	2	0	1
Fish Town Hospital, River Gee	2	31	0	1
St. Timothy Hospital, Grand Cape Mount	0	1	0	0
Liberia Government Hospital, Bomi	0	8	0	2
Tellewoyan Hospital, Lofa	1	13	0	4
Foya Hospital, Lofa	0	10	0	0
Curran Hospital, Lofa	0	4	0	0
Phebe Hospital, Bong	0	25	6	9
Liberia Government Hospital, Grand Bassa	0	4	0	3
Arcelor Mittal, Grand Bassa	0	5	0	5
Duside Hospital, Margibi	0	35	0	20
F. J. Grant Hospital, Sinoe	0	4	0	2
<b>Total</b>	<b>13</b>	<b>693</b>	<b>38</b>	<b>485</b>

# Admissions, Currently in Treatment, and Discharges

COVID-19 Treatment Units									
Treatment Unit	New admissions	Cumulative admissions	Discharges	Cumulative Discharges	Currently in Treatment Unit	Total Males	Total Females	0-35 yrs	36+ yrs
Liberia Government Hospital, Bomi	0	8	0	2	6	4	2	1	5
Phebe Hospital, Bong	0	25	6	9	15	8	7	10	5
Chief Jallahlone Hospital, Gbarpolu	0	3	0	1	0	0	0	0	0
Arcelor Mittal, Grand Bassa	0	5	0	5	0	0	0	0	0
Liberia Government Hospital, Grand Bassa	0	3	0	3	0	0	0	0	0
St. Timothy Hospital, Grand Cape Mount	0	1	0	0	1	1	0	0	1
Rally Time Hospital, Grand Kru	0	2	0	1	1	1	0	1	0
Tellewoyan Hospital, Lofa	1	13	0	4	9	7	2	2	7
Foya Burma Hospital, Lofa	0	10	0	0	10	6	4	4	6
Curran Hospital, Lofa	0	4	0	0	4	3	1	1	3
Duside Hospital, Margibi	0	35	0	20	14	8	6	5	9
Pleebo Health Center, Maryland	2	10	0	1	9	4	5	6	3
JJ Dossen Hospital, Maryland	1	9	0	0	9	9	0	6	3
Jackson F. Doe Hospital, Nimba	0	5	0	1	3	3	0	3	0
E&J Medical Center, Nimba	0	15	1	1	14	10	4	3	11
AML Yekepa, Nimba	0	8	0	0	8	5	3	2	6
Ganta Methodist Hospital, Nimba	0	1	0	1	0	0	0	0	0
Fish Town Hospital, River Gee	2	31	0	1	30	25	5	10	20
F. J. Grant Hospital, Sinoe	0	4	0	2	2	1	1	0	2
<b>Total</b>	<b>6</b>	<b>192</b>	<b>7</b>	<b>52</b>	<b>135</b>	<b>95</b>	<b>40</b>	<b>54</b>	<b>81</b>

## Laboratory Samples Evaluated – July 15, 2020

<b>Laboratory</b>	<b>Total</b>	<b>New Positive</b>	<b>Repeat Positive</b>	<b>Initial Negative</b>	<b>Repeat Test Negative</b>	<b>Pending Lab Result</b>
<b>NPHRL</b>	<b>214</b>	<b>14</b>	<b>21</b>	<b>145</b>	<b>21</b>	<b>13</b>
<b>Total</b>	<b>214</b>	<b>14</b>	<b>21</b>	<b>145</b>	<b>21</b>	<b>13</b>

# Summary of COVID-19 Contact Tracing in Response Counties

County	New Contacts Line listed	Cumulative Contacts	No. of Health Care Workers as Contacts	Cumulative no. of Health Care Workers as contacts	Contacts became a case	Cumulative contacts that became a case	Contacts Completed 14 Days	Cumulative Contacts Completing 14 Days	Contacts Under Follow-up	Contacts lost to Follow-up
Montserrado	47	3984	20	451	0	155	28	3544	367	3
Margibi	0	460	0	124	0	38	0	290	132	0
<b>Grand Bassa</b>	<b>0</b>	<b>138</b>	<b>0</b>	<b>65</b>	<b>0</b>	<b>9</b>	<b>6</b>	<b>129</b>	<b>0</b>	<b>0</b>
Sinoe	0	181	0	29	0	1	40	168	13	0
Gbarpolu	0	87	0	13	0	8	0	53	34	0
Lofa	34	701	0	89	0	29	26	358	340	0
Nimba	7	563	0	53	3	24	5	474	65	10
Bong	0	272	0	70	0	28	0	90	180	2
Grand CapeMount	0	21	0	0	0	0	0	0	0	0
River Gee	6	106	0	13	0	28	22	22	121	0
Maryland	0	76	0	26	0	7	0	0	76	0
Bomi	0	95	0	10	0	8	0	0	95	0
Rivecess	2	22	0	15	0	0	0	0	22	0
<b>Grand Kru</b>	<b>4</b>	<b>85</b>	<b>0</b>	<b>46</b>	<b>0</b>	<b>0</b>	<b>0</b>	<b>0</b>	<b>85</b>	<b>0</b>
<b>National</b>	<b>100</b>	<b>6791</b>	<b>20</b>	<b>1004</b>	<b>3</b>	<b>335</b>	<b>127</b>	<b>5128</b>	<b>1530</b>	<b>15</b>

# Active Case Finding (16 March – 15 July 2020)

County	Visitation				Identification, Investigation & Testing								Supervision		
	No. of communities Assigned	No. of communities Visited	No. of Households Assigned	No. of Households Visited	Sick persons Identified	Cumulative Sick persons identified	Sick persons referred for Investigation	Cumulative Sick person referred for Investigation	Sick persons Investigated	Cumulative Sick persons Investigated	Sick persons investigated and referred for testing	Cumulative Sick persons investigated and referred for testing	No. of Sick persons followed-up today	No. of supervision visits	No. of Supervisory Calls
<b>Bomi</b>	127	20	1420	1420	0	0	0	0	0	0	0	0	0	4	0
<b>Bong</b>	333	232	48611	4518	183	197	183	197	183	197	2	2	7	0	0
<b>Montserrado</b>	250	0	0	74277	3	556	3	354	3	335	3	286	0	0	0
<b>Margibi</b>	15	15	15	139	0	4	0	4	0	16	0	10	7	8	7
<b>Maryland</b>	0	0	278	278	2	3	2	3	2	3	2	3	2	0	0
<b>Grand Cape Mount</b>	1	1	19	19	0	0	0	0	0	0	0	0	0	0	0
<b>Sincee</b>	90	90	5232	2534	0	619	169	169	0	169	0	1	0	5	5
<b>River Gee</b>	100	80	50	20	0	24	0	24	0	24	0	24	37	6	0
<b>Gbarpolu</b>	54	54	1270	409	0	217	0	217	0	217	0	25	39	0	0
<b>Grand Bassa</b>	20	20	239	239	20	248	10	248	20	248	0	0	0	0	0
<b>Nimba</b>	430	381	2460	1469	1	51	1	51	1	51	0	33	1	0	0
<b>Lofa</b>	369	369	647	647	0	70	0	70	0	70	0	70	0	42	169
<b>National</b>	<b>1789</b>	<b>1242</b>	<b>60002</b>	<b>85969</b>	<b>189</b>	<b>1741</b>	<b>368</b>	<b>892</b>	<b>189</b>	<b>1133</b>	<b>5</b>	<b>452</b>	<b>93</b>	<b>65</b>	<b>181</b>



**Thank you for Listening**