



Liberia COVID-19 Daily Sitrep 124 (17th July 2020)

Summary of COVID-19 Cases by Reporting County, Liberia, 16 March – 17 July 2020

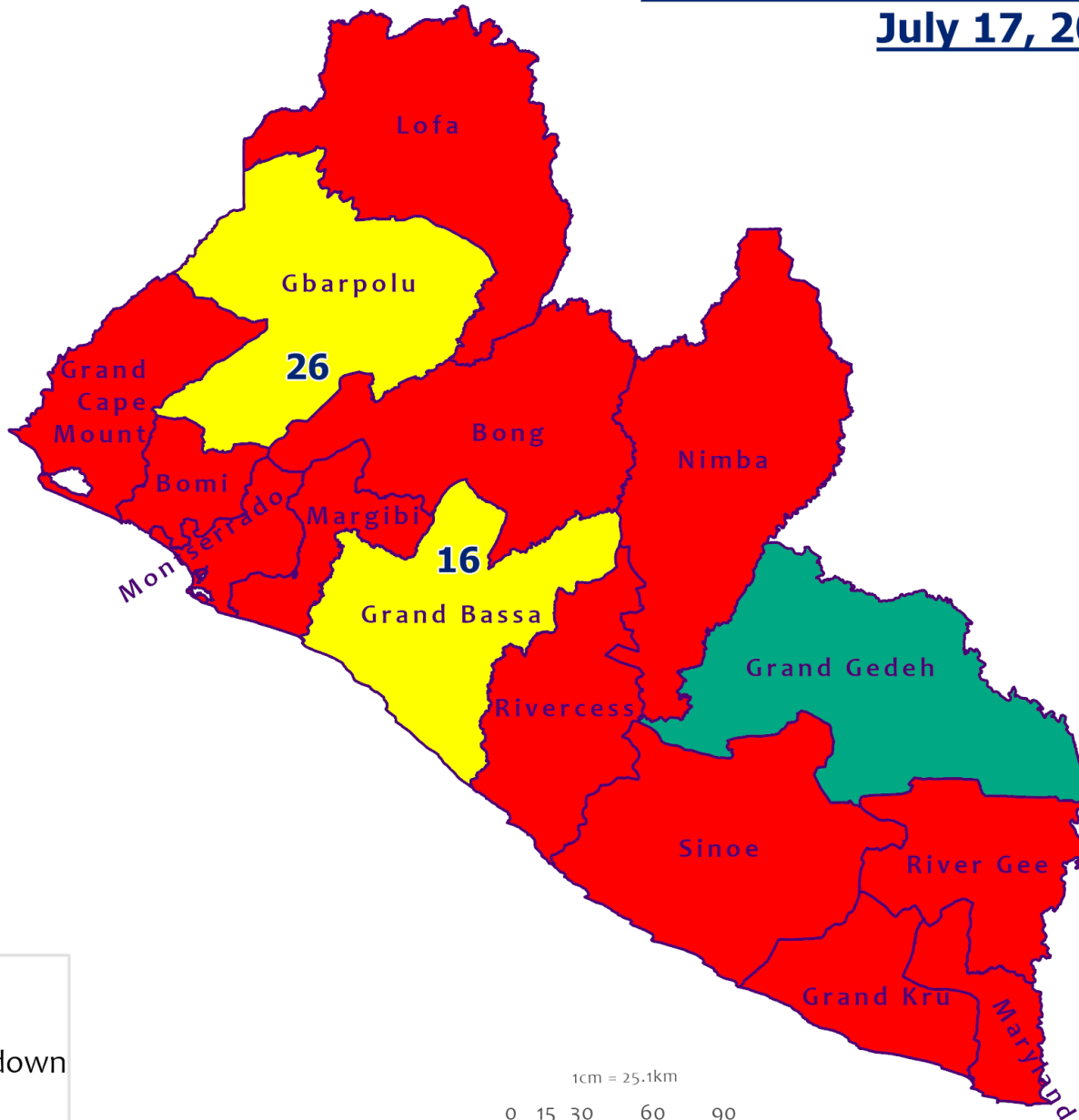
County			Confirmed Cumulative Cases
	Confirmed Cases	Cases on Contact List	
Bomi	0	0	11
Bong	0	0	35
Gbarpolu	0	0	10
Grand Bassa	0	0	10
Grand Cape Mount	0	0	1
Grand Kru	0	0	9
Lofa	0	0	40
Margibi	2	2	63
Maryland	0	0	22
Montserrado	1	0	795
Nimba	0	0	52
Rivercess	0	0	1
River Gee	0	0	34
Sinoe	0	0	5
NATIONAL	3	2	1088

Demographic Breakdown (Gender & Age) of Confirmed COVID-19 Cases (16 March – 17 July 2020)

County	<15 years		15 - 34		35 - 54		55+		All ages		Total Confirmed
	M	F	M	F	M	F	M	F	M	F	
Bomi	1	2	1	1	3	2	0	1	5	6	11
Bong	3	1	1	5	8	7	7	3	19	16	35
Gbarpolu	1	2	0	2	3	1	1	0	5	5	10
Grand Bassa	1	0	2	6	0	1	0	0	3	7	10
Grand Cape Mount	0	0	0	0	0	0	1	0	1	0	1
Grand Kru	0	0	2	3	1	2	1	0	4	5	9
Lofa	2	2	8	3	12	5	7	1	29	11	40
Margibi	4	3	13	9	15	6	7	6	39	24	63
Maryland	1	0	8	4	5	1	1	2	15	7	22
Montserrado	35	35	208	105	205	89	80	38	528	267	795
Nimba	0	2	13	5	24	2	3	3	40	12	52
Rivercess	0	0	0	1	0	0	0	0	0	1	1
River Gee	0	0	4	2	19	5	4	0	27	7	34
Sinoe	0	0	1	0	3	1	0	0	4	1	5
National	48	47	261	146	298	122	112	54	719	369	1088

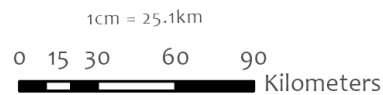


Counties COVID-19 Status in Liberia July 17, 2020



County Status

- Preparedness
- 28-Day Countdown
- Response



Data Source: NPHIL/MoH

Demographic Breakdown (Gender & Age) of Confirmed COVID-19 Deaths (16 March – 17 July 2020)

County	<15 years		15 - 34		35 - 54		55+		All ages		Total Confirmed
	M	F	M	F	M	F	M	F	M	F	
Bong	0	0	1	0	0	0	3	1	4	1	5
Gbarpolu	0	0	0	0	1	0	1	0	2	0	2
Grand Bassa	0	0	0	0	0	0	0	0	0	0	0
Grand Kru	0	0	0	0	0	0	0	0	0	0	0
Lofa	0	0	1	0	0	1	6	1	7	2	9
Margibi	0	0	0	1	1	1	0	2	1	4	5
Maryland	0	0	0	0	0	0	1	1	1	1	2
Montserrado	0	0	1	0	7	7	14	7	22	14	36
Nimba	0	0	2	0	3	1	3	0	8	1	9
Rivercess	0	0	0	1	0	0	0	0	0	1	1
River Gee	0	0	0	0	0	0	0	0	0	0	0
Sinoe	0	0	1	0	0	0	0	0	1	0	1
National	0	0	6	2	12	10	28	12	46	24	70

Summary of COVID-19 Deaths by Reporting County, Liberia, 16 March – 17 July 2020

County	DAILY REPORT								Cumulative Deaths
	New Suspected Deaths	Laboratory Confirmed Deaths						Confirmed Deaths on Contact List	
		COVID-19 Treatment Unit	Total in COVID-19 Treatment Unit	Health Facility	Total in Health Facility	Community	Total in Community		
Bong	0	0	0	0	4	0	1	0	5
Gbarpolu	0	0	0	0	1	0	0	0	1
Grand Bassa	0	0	0	0	0	0	0	0	0
Grand Kru	0	0	0	0	0	0	0	0	0
Lofa	0	0	0	0	5	0	4	0	9
Maryland	0	0	0	0	2	0	0	0	2
Margibi	0	0	0	0	5	0	0	0	5
Montserrado	0	0	6	0	16	1	15	0	37
Nimba	0	0	1	0	4	0	4	0	9
Rivercess	0	0	0	0	1	0	0	0	1
River Gee	0	0	0	0	0	0	0	0	0
Sinoe	0	0	0	0	1	0	0	0	1
National	0	0	7	0	39	1	24	0	70

The Liberia Case Fatality rate (CFR) officially considered is for deaths that occurred among patients in care at the COVID-19 treatment units across the country. As of 13 July 2020 , a total of 7 deaths have been recorded CFR=0.6%. The country is however keeping active surveillance on community deaths and deaths in non COVID-19 treatment health units.

Daily and Cumulative Healthcare Worker (HCW) COVID-19 Cases and Deaths by County, Liberia, 16 March – 17 July 2020

County	DAILY REPORT						CUMULATIVE CASES (ALIVE & DEAD)	
	New Suspected & High Risk Cases (Alive)			New Suspect Death	Laboratory Confirmed Cases	Confirmed Cases on Contact List	Confirmed	Deaths
	Suspect	High Risk	Total					
Bomi	0	0	0	0	0	0	3	0
Bong	0	0	0	0	0	0	19	3
Gbarpolu	0	0	0	0	0	0	1	1
Grand Bassa	0	0	0	0	0	0	4	0
Grand Kru	0	0	0	0	0	0	2	0
Lofa	0	0	0	0	0	0	15	0
Margibi	0	0	0	0	0	0	11	1
Maryland	0	0	0	0	0	0	13	0
Montserrado	0	0	0	0	0	0	66	1
Nimba	0	0	0	0	0	0	6	0
River Gee	0	0	0	0	0	0	8	0
Sinoe	0	0	0	0	0	0	2	0
NATIONAL	0	0	0	0	0	0	150	6

Cadre Cases and Deaths by Health Care Workers

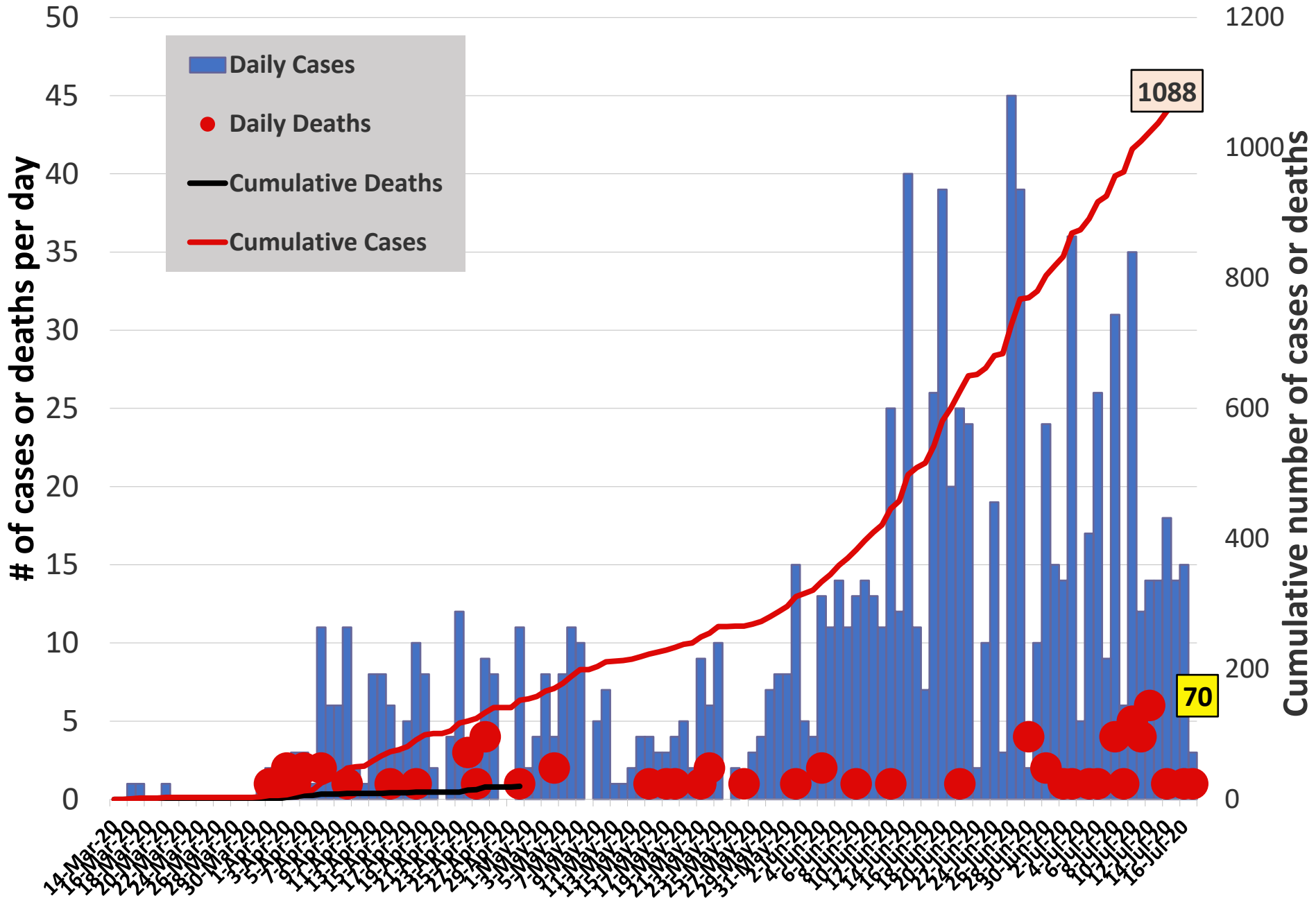
(16 March – 17 July 2020)

Health Care Worker Cadre	Montserratado		Margibi		Nimba		River Gee		Sinoe		Grand Kru		Gbarpolu		Bong		Lofa		Grand Bassa		Maryland		Bomi		National (Total)		
	Cases	Deaths	Cases	Deaths	Cases	Deaths	Cases	Deaths	Cases	Deaths	Cases	Deaths	Cases	Deaths	Cases	Deaths	Cases	Deaths	Cases	Deaths	Cases	Deaths	Cases	Deaths	Cases	Deaths	
Doctors	11	0	0	0	0	0	1	0	0	0	0	0	0	0	1	0	0	0	0	0	0	0	0	0	0	13	0
Pharmacists	2	0	0	0	0	0	0	0	0	0	0	0	0	0	0	0	0	0	0	0	0	0	0	0	0	2	0
Nurses	22	1	3	0	2	0	3	0	0	0	1	0	1	1	12	1	8	0	3	0	1	0	1	0	0	57	3
Nurse Aid	0	0	0	0	0	0	0	0	0	0	0	0	0	0	0	0	0	0	0	0	1	0	0	0	0	1	0
Midwife	0	0	0	0	0	0	1	0	0	0	0	0	0	0	1	0	1	0	0	0	0	0	0	0	0	3	0
Radiologist	1	0	0	0	0	0	0	0	0	0	0	0	0	0	0	0	0	0	0	0	0	0	0	0	0	1	0
Physician Assistants	6	0	0	0	1	0	1	0	0	0	0	0	0	0	0	0	1	0	0	0	0	0	0	0	0	9	0
Lab Technician	5	0	1	0	2	0	0	0	1	0	1	0	0	0	0	0	2	0	0	0	10	0	0	0	0	22	0
Environmental Health Technicians	5	0	0	0	0	0	0	0	0	0	0	0	0	0	0	0	0	0	0	0	0	0	0	0	0	5	0
Microbiologist	1	0	0	0	0	0	0	0	0	0	0	0	0	0	0	0	0	0	0	0	0	0	0	0	0	1	0
Epidemiologist	1	0	0	0	0	0	0	0	0	0	0	0	0	0	0	0	0	0	0	0	0	0	0	0	0	1	0
Dieticians	0	0	7	1	0	0	0	0	0	0	0	0	0	0	0	0	0	0	0	0	0	0	0	0	0	7	1
Dispenser	0	0	0	0	0	0	0	0	0	0	0	0	0	0	2	1	0	0	0	0	0	0	0	0	0	2	1
Licensed Practical Nurse	0	0	0	0	0	0	0	0	0	0	0	0	0	0	1	1	0	0	0	0	0	0	0	0	0	1	1
Psychosocial Worker	1	0	0	0	0	0	0	0	0	0	0	0	0	0	0	0	0	0	0	0	0	0	0	0	0	1	0
Hygienist	0	0	0	0	0	0	0	0	0	0	0	0	0	0	1	0	0	0	0	0	0	0	0	0	0	1	0
Logistician	0	0	0	0	0	0	0	0	0	0	0	0	0	0	0	0	0	1	0	0	0	0	0	0	0	1	0
Vaccinator	0	0	0	0	1	0	0	0	0	0	0	0	0	0	0	0	0	0	0	0	0	0	1	0	0	2	0
Ambulance Driver	2	0	0	0	0	0	0	0	0	0	0	0	0	0	0	0	2	0	0	0	0	0	0	0	0	4	0
Procurement Officer	0	0	0	0	0	0	0	0	1	0	0	0	0	0	0	0	0	0	0	0	0	0	0	0	0	1	0
Registrar/ Accountant	1	0	0	0	0	0	0	0	0	0	0	0	0	0	0	0	0	0	0	0	0	0	1	0	0	2	0
CHT Secretary	0	0	0	0	0	0	1	0	0	0	0	0	0	0	0	0	0	0	0	0	0	0	0	0	0	1	0
Hospital Administrator	0	0	0	0	0	0	1	0	0	0	0	0	0	0	0	0	0	0	0	0	0	0	0	0	0	1	0
Hospital Cleaner	1	0	0	0	0	0	0	0	0	0	0	0	0	0	1	0	0	0	0	0	1	0	0	0	0	3	0
CHT CHV	0	0	0	0	0	0	0	0	0	0	0	0	0	0	0	1	0	0	0	0	0	0	0	0	0	1	0
Others	7	0	0	0	0	0	0	0	0	0	0	0	0	0	0	0	0	0	0	0	0	0	0	0	0	7	0
Total:	66	1	11	1	6	0	8	0	2	0	2	0	1	1	19	3	15	0	4	0	13	0	3	0	150	6	

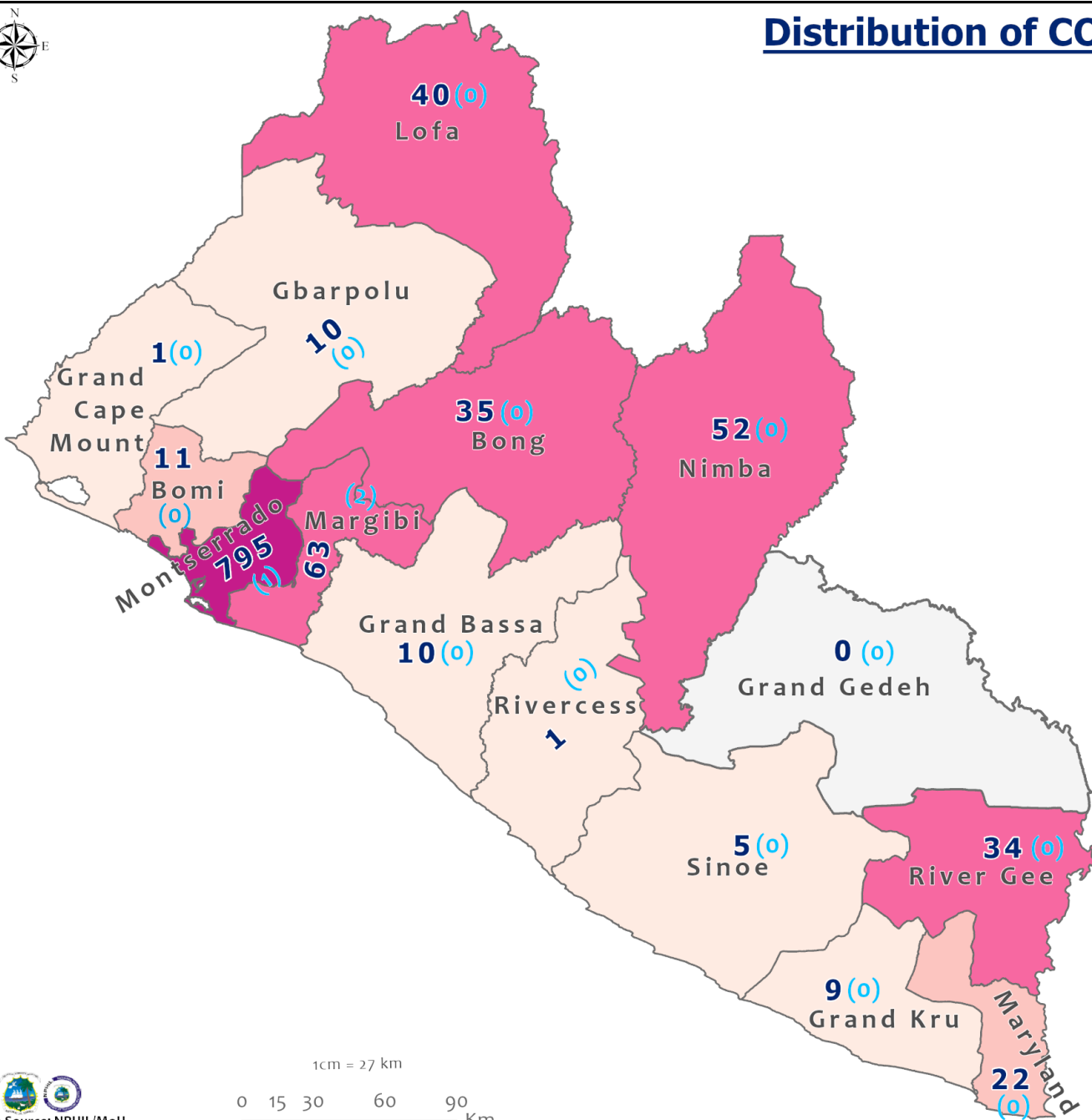
Suspected and High Risk Cases and Deaths (16 March – 17 July 2020)

County	New Suspected	Cumulative Suspected	New High Risk	Cumulative High Risk	New Suspected Deaths	Cumulative Suspected Deaths
Montserrado	39	6076	0	0	0	79
Margibi	0	8	0	44	0	1
Maryland	1	26	0	19	0	5
Bong	0	22	0	159	0	3
Rivercess	0	3	2	7	0	1
River Gee	0	39	0	46	0	0
Lofa	1	71	0	74	1	54
Grand Cape Mount	0	21	0	0	0	0
Bomi	1	9	0	81	0	0
Sinoe	0	46	0	54	0	7
Grand Kru	0	0	37	88	0	0
Gbarpolu	4	91	0	13	0	0
Grand Bassa	0	43	0	32	0	0
Nimba	2	189	3	185	0	13
National	48	6644	42	802	1	163

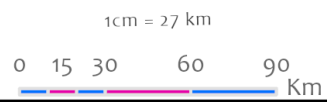

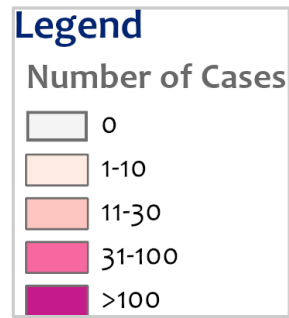
EPI-Curve of Confirmed Cases and Deaths



Distribution of COVID-19 Cases by County in Liberia - July 17, 2020



Total cumulative cases:
1088
 Total new cases:
3



COVID-19 Cases (New Cases) by District in Liberia July 17, 2020

Total Cases: 1088

Affected Counties	Cumulative Cases
Montserrado	795
Margibi	63
Nimba	52
Lofa	40
Bong	35
River Gee	34
Maryland	22
Bomi	11
Grand Bassa	10
Gbarpolu	10
Grand Kru	9
Sinoe	5
Grand Cape Mount	1
Rivercess	1

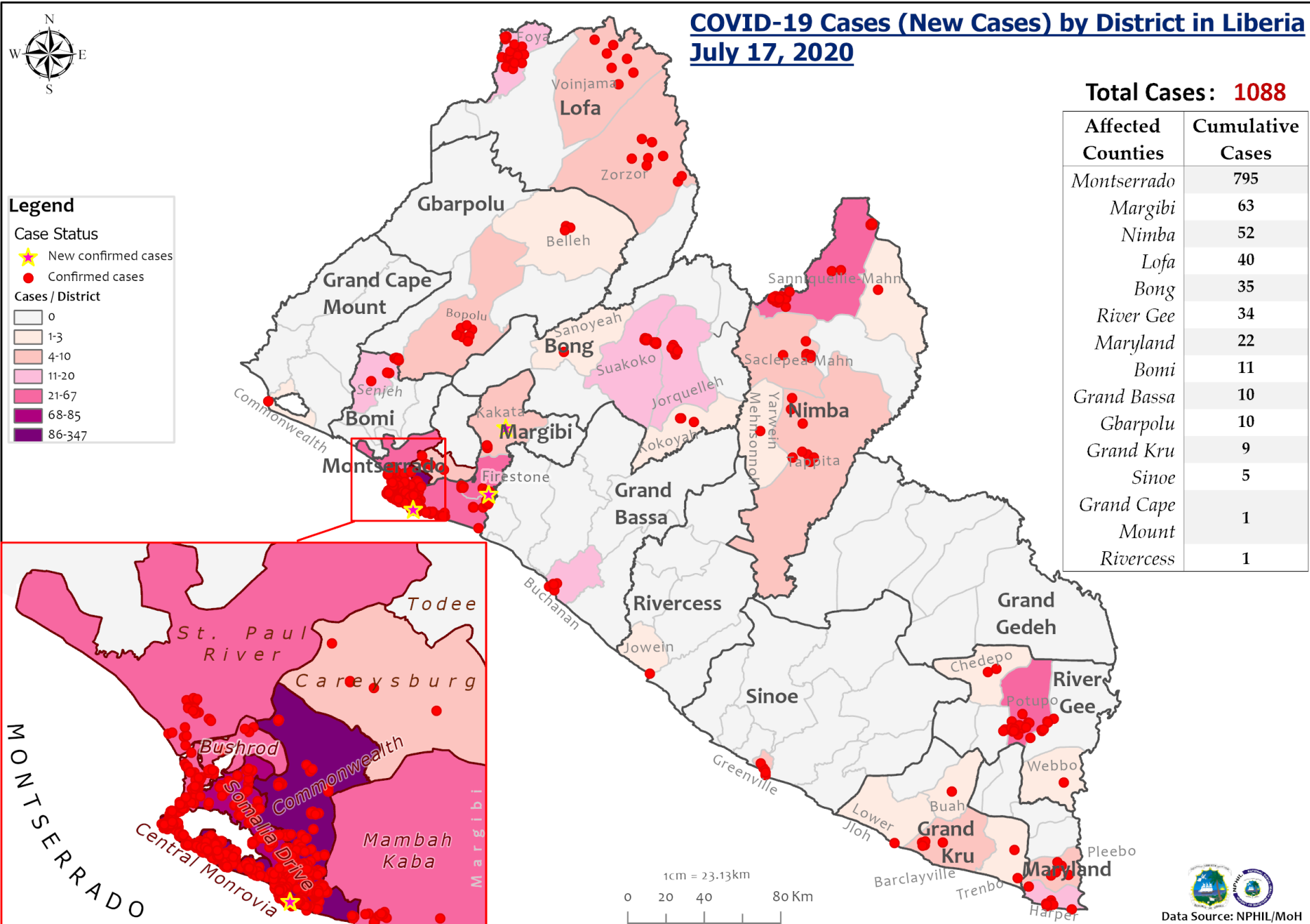
Legend

Case Status

- ★ New confirmed cases
- Confirmed cases

Cases / District

- 0
- 1-3
- 4-10
- 11-20
- 21-67
- 68-85
- 86-347



Data Source: NPHIL/MoH

Precautionary Observation Centers (POC): Admission and Discharges

County	Precautionary Observation Centers				Cumulative Move to Treatment
	New admissions	Currently in POC	Daily Discharges	Cumulative Discharges (not including transferred)	
Bomi	0	0	0	0	0
Gbarpolu	0	0	0	0	0
Grand Bassa	0	6	0	36	0
Grand Kru	0	29	0	0	8
Margibi	0	45	0	71	1
Maryland	0	3	0	2	0
Montserrado	2	16	0	79	17
Nimba	0	2	0	32	0
River Gee	0	1	0	8	0
Sinoe	0	2	0	179	0
Lofa	0	25	0	332	2
NATIONAL	2	129	0	739	28

14 Military Hospital & Union Treatment Center Daily Report – July 17, 2020

Treatment Facility Name	New admissions	Daily Discharges	Cumulative Recoveries	Daily Deaths	Cumulative Deaths	*Currently in treatment	Available Bed Occupancy %
14 Military Hospital Treatment Unit	2	2	418	0	6	29	81
Union Treatment Center	1	15	37	0	0	25	28
TOTAL	3	17	455	0	6	54	109

Demographic Breakdown of Cases												
Treatment Facility Name	Total Census	Total Adult	Total Children	Total Female	Total Male	Total Confirm	Others	Pregnant	Children			
									<1	1-5	6-10	11-17
14 Military Hospital Treatment Unit	29	28	1	7	22	29	0	0	0	0	0	1
Union Treatment Center	25	22	3	10	15	25	0	0	1	0	1	1
TOTAL	54	50	4	17	37	54	0	0	1	0	1	2

14 Military had 1 DOA (dead on arrival) of a 62y/o Male.

Recoveries from Treatment Units (16 March – 17 July 2020)

COVID-19 Treatment Units				
Treatment Unit	New admissions	Cumulative admissions	Recoveries	Cumulative Recoveries
14 Military Hospital & Union Treatment Center, Montserrado	3	508	17	457
Chief Jallahlone Hospital, Gbarpolu	0	3	0	1
Jackson F. Doe Hospital, Nimba	0	5	0	1
E&J Medical Center, Nimba	0	15	0	1
Ganta Methodist Hospital, Nimba	0	1	0	1
AML Yekepa, Nimba	0	11	0	0
Pleebo Health Center, Maryland	1	11	2	3
JJ Dossen Hospital, Maryland	0	9	0	0
Rally Time Hospital, Grand Kru	0	3	0	1
Sasstown Health Center, Grand Kru	5	5	0	0
Fish Town Hospital, River Gee	0	31	0	1
St. Timothy Hospital, Grand Cape Mount	0	1	0	0
Liberia Government Hospital, Bomi	2	10	0	2
Tellewoyan Hospital, Lofa	0	13	0	4
Foya Hospital, Lofa	1	11	0	0
Curran Hospital, Lofa	0	4	0	0
Phebe Hospital, Bong	0	25	0	13
Liberia Government Hospital, Grand Bassa	0	4	0	3
Arcelor Mittal, Grand Bassa	0	5	0	5
Duside Hospital, Margibi	1	36	4	24
F. J. Grant Hospital, Sinoe	0	4	0	2
Total	13	715	23	519

Admissions, Currently in Treatment, and Discharges

COVID-19 Treatment Units									
Treatment Unit	New admissions	Cumulative admissions	Discharges	Cumulative Discharges	Currently in Treatment Unit	Total Males	Total Females	0-35 yrs	36+ yrs
Liberia Government Hospital, Bomi	2	10	0	2	8	5	3	2	6
Phebe Hospital, Bong	0	25	0	13	11	5	6	10	1
Chief Jallahlone Hospital, Gbarpolu	0	3	0	1	0	0	0	0	0
Arcelor Mittal, Grand Bassa	0	5	0	5	0	0	0	0	0
Liberia Government Hospital, Grand Bassa	0	3	0	3	0	0	0	0	0
St. Timothy Hospital, Grand Cape Mount	0	1	0	0	1	1	0	0	1
Rally Time Hospital, Grand Kru	0	3	0	1	2	1	1	2	0
Sasstown HC, Grand Kru	5	5	0	0	5	2	3	2	3
Tellewoyan Hospital, Lofa	0	13	0	4	9	7	2	2	7
Foya Burma Hospital, Lofa	1	11	0	0	11	6	5	5	6
Curran Hospital, Lofa	0	4	0	0	4	3	1	1	3
Duside Hospital, Margibi	1	36	4	24	11	8	3	3	8
Pleebo Health Center, Maryland	1	11	2	3	8	4	4	6	2
JJ Dossen Hospital, Maryland	0	9	0	0	9	9	0	6	3
Jackson F. Doe Hospital, Nimba	0	5	0	1	3	3	0	3	0
E&J Medical Center, Nimba	0	15	0	1	14	10	4	3	11
AML Yekepa, Nimba	0	11	0	0	11	7	4	4	7
Ganta Methodist Hospital, Nimba	0	1	0	1	0	0	0	0	0
Fish Town Hospital, River Gee	0	31	0	1	30	25	5	10	20
F. J. Grant Hospital, Sinoe	0	4	0	2	2	1	1	0	2
Total	10	206	6	62	139	97	42	59	80

Laboratory Samples Evaluated – July 17, 2020

Laboratory	Total	New Positive	Repeat Positive	Initial Negative	Repeat Test Negative	Pending Lab Result
NPHRL	92	3	1	69	6	13
Total	92	3	1	69	6	13

Summary of COVID-19 Contact Tracing in Response Counties

County	New Contacts Line listed	Cumulative Contacts	No. of Health Care Workers as Contacts	Cumulative no. of Health Care Workers as contacts	Contacts became a case	Cumulative contacts that became a case	Contacts Completed 14 Days	Cumulative Contacts Completing 14 Days	Contacts Under Follow-up	Contacts lost to Follow-up
Montserratado	16	4019	0	451	0	155	20	3622	324	3
Margibi	0	460	0	124	2	40	0	290	130	0
Grand Bassa	0	138	0	65	0	9	0	129	0	0
Sinoe	0	181	0	29	0	1	11	168	2	0
Gbarpolu	0	87	0	13	0	8	0	53	34	0
Lofa	0	716	0	92	2	31	4	387	327	0
Nimba	0	569	0	53	0	24	20	494	49	8
Bong	0	272	0	70	0	28	14	104	166	2
Grand CapeMount	0	21	0	0	0	0	0	0	0	0
RiverGee	0	128	0	13	0	28	0	22	105	0
Maryland	0	76	0	26	0	7	0	0	76	0
Bomi	0	95	0	10	0	8	0	0	95	0
Rivecess	0	22	0	15	0	0	0	0	22	0
Grand Kru	73	157	49	93	0	9	0	0	149	0
National	89	6941	49	1054	4	348	69	5269	1479	13

Active Case Finding (16 March – 17 July 2020)

County	Visitation				Identification, Investigation & Testing								Supervision		
	No. of communities Assigned	No. of communities Visited	No. of Households Assigned	No. of Households Visited	Sick persons Identified	Cumulative Sick persons identified	Sick persons referred for Investigation	Cumulative Sick person referred for Investigation	Sick persons Investigated	Cumulative Sick persons Investigated	Sick persons investigated and referred for testing	Cumulative Sick persons investigated and referred for testing	No. of Sick persons followed-up today	No. of supervision visits	No. of Supervisory Calls
Bomi	127	23	1,012	1012	1	1	1	1	1	1	1	1	1	3	0
Bong	333	170	48611	4748	206	220	206	220	206	220	2	2	7	0	0
Montserrado	250	0	0	78157	2	558	2	356	2	337	2	288	0	0	0
Margibi	15	15	15	128	0	4	0	4	0	16	0	10	7	8	7
Maryland	0	0	278	278	2	3	2	3	2	3	2	3	2	0	0
Grand Cape Mont	1	1	19	19	0	0	0	0	0	0	0	0	0	0	0
Grand Kru	100	50	2000	1000	5	16	5	16	5	16	5	16	5	3	7
Sinoe	90	90	5232	2534	0	619	169	169	0	169	0	1	0	5	5
Rivercess	33	33	495	495	0	0	0	0	0	0	0	0	0	0	0
River Gee	100	80	50	20	0	24	0	24	0	24	0	24	37	6	0
Gbarpolu	54	54	1,270	409	0	221	0	221	0	221	0	25	39	0	0
Grand Bassa	20	20	239	239	20	248	10	248	20	248	0	0	0	0	0
Nimba	430	381	2460	1595	1	52	1	52	1	52	1	34	1	0	0
Lofa	367	367	672	672	1	71	1	71	1	71	1	71	0	44	170
National	1887	1231	61619	90811	218	1789	397	1137	218	1378	12	473	99	69	189

Thank you for Listening