



Liberia COVID-19 Daily Sitrep 125 (18th July 2020)

Summary of COVID-19 Cases by Reporting County, Liberia, 16 March – 18 July 2020

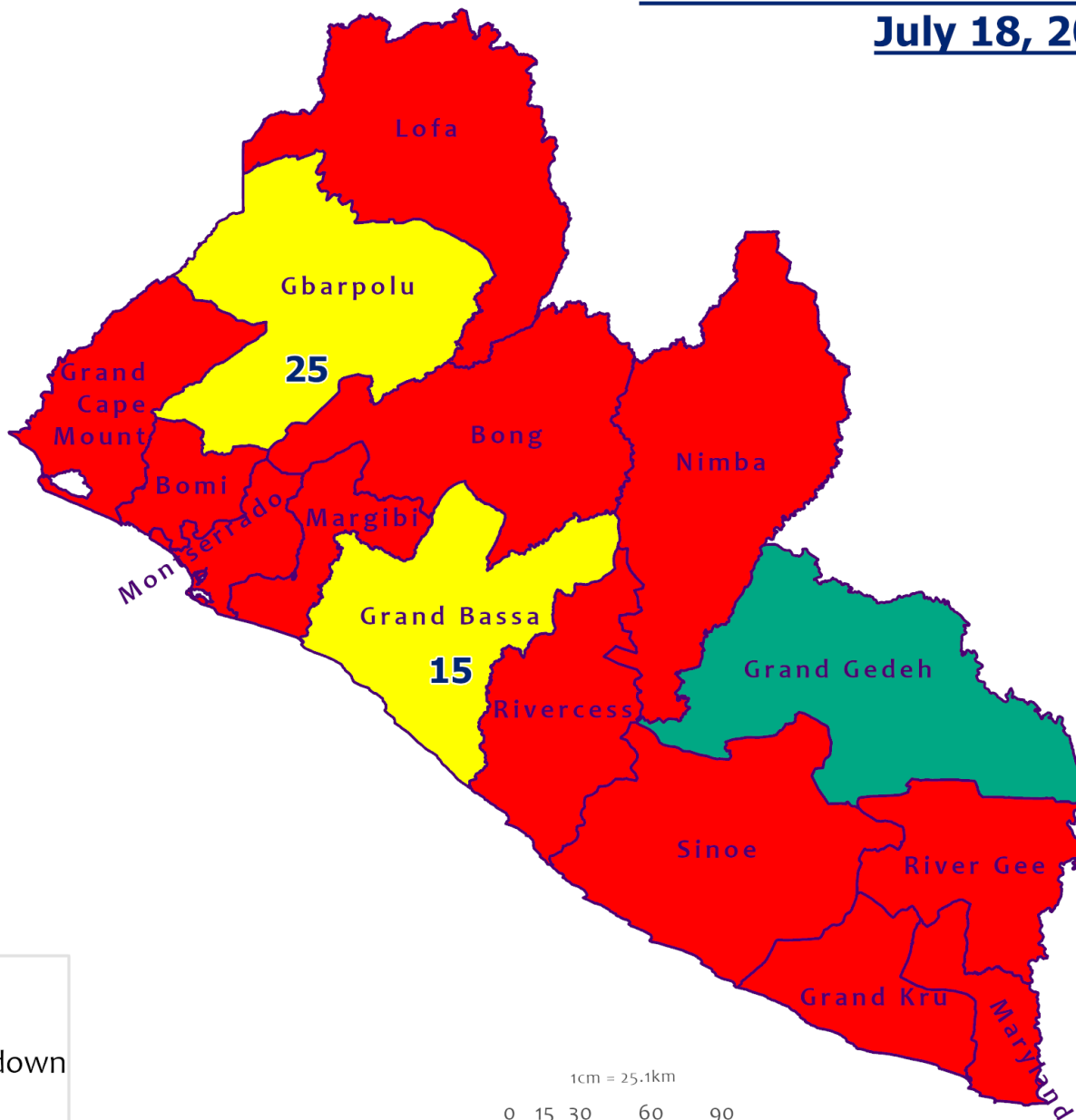
County			Confirmed Cumulative Cases
	Confirmed Cases	Cases on Contact List	
Bomi	0	0	11
Bong	0	0	35
Gbarpolu	0	0	10
Grand Bassa	0	0	10
Grand Cape Mount	0	0	1
Grand Kru	0	0	9
Lofa	0	0	40
Margibi	0	0	63
Maryland	0	0	22
Montserrado	2	0	797
Nimba	0	0	52
Rivercess	0	0	1
River Gee	1	1	35
Sinoe	0	0	5
NATIONAL	3	1	1091

Demographic Breakdown (Gender & Age) of Confirmed COVID-19 Cases (16 March – 18 July 2020)

County	<15 years		15 - 34		35 - 54		55+		All ages		Total Confirmed
	M	F	M	F	M	F	M	F	M	F	
Bomi	1	2	1	1	3	2	0	1	5	6	11
Bong	3	1	1	5	8	7	7	3	19	16	35
Gbarpolu	1	2	0	2	3	1	1	0	5	5	10
Grand Bassa	1	0	2	6	0	1	0	0	3	7	10
Grand Cape Mount	0	0	0	0	0	0	1	0	1	0	1
Grand Kru	0	0	2	3	1	2	1	0	4	5	9
Lofa	2	2	8	3	12	5	7	1	29	11	40
Margibi	4	3	13	9	15	6	7	6	39	24	63
Maryland	1	0	8	4	5	1	1	2	15	7	22
Montserrado	36	35	208	105	205	89	80	39	529	268	797
Nimba	0	2	13	5	24	2	3	3	40	12	52
Rivercess	0	0	0	1	0	0	0	0	0	1	1
River Gee	0	0	4	3	19	5	4	0	27	8	35
Sinoe	0	0	1	0	3	1	0	0	4	1	5
National	49	47	261	147	298	122	112	55	720	371	1091

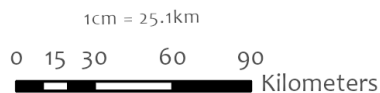


Counties COVID-19 Status in Liberia July 18, 2020



County Status

- Preparedness
- 28-Day Countdown
- Response



Data Source: NPHIL/MoH

Demographic Breakdown (Gender & Age) of Confirmed COVID-19 Deaths (16 March – 18 July 2020)

County	<15 years		15 - 34		35 - 54		55+		All ages		Total Confirmed
	M	F	M	F	M	F	M	F	M	F	
Bong	0	0	1	0	0	0	3	1	4	1	5
Gbarpolu	0	0	0	0	1	0	1	0	2	0	2
Grand Bassa	0	0	0	0	0	0	0	0	0	0	0
Grand Kru	0	0	0	0	0	0	0	0	0	0	0
Lofa	0	0	1	0	0	1	6	1	7	2	9
Margibi	0	0	0	1	1	1	0	2	1	4	5
Maryland	0	0	0	0	0	0	1	1	1	1	2
Montserrado	0	0	1	0	7	7	14	7	22	14	36
Nimba	0	0	2	0	3	1	3	0	8	1	9
Rivercess	0	0	0	1	0	0	0	0	0	1	1
River Gee	0	0	0	0	0	0	0	0	0	0	0
Sinoe	0	0	1	0	0	0	0	0	1	0	1
National	0	0	6	2	12	10	28	12	46	24	70

Summary of COVID-19 Deaths by Reporting County, Liberia, 16 March – 18 July 2020

County	DAILY REPORT								Cumulative Deaths
	New Suspected Deaths	Laboratory Confirmed Deaths						Confirmed Deaths on Contact List	
		COVID-19 Treatment Unit	Total in COVID-19 Treatment Unit	Health Facility	Total in Health Facility	Community	Total in Community		
Bong	0	0	0	0	4	0	1	0	5
Gbarpolu	0	0	0	0	1	0	0	0	1
Grand Bassa	0	0	0	0	0	0	0	0	0
Grand Kru	0	0	0	0	0	0	0	0	0
Lofa	0	0	0	0	5	0	4	0	9
Maryland	0	0	0	0	2	0	0	0	2
Margibi	0	0	0	0	5	0	0	0	5
Montserrado	0	0	6	0	16	0	15	0	37
Nimba	0	0	1	0	4	0	4	0	9
Rivercess	0	0	0	0	1	0	0	0	1
River Gee	0	0	0	0	0	0	0	0	0
Sinoe	0	0	0	0	1	0	0	0	1
National	0	0	7	0	39	0	24	0	70

The Liberia Case Fatality rate (CFR) officially considered is for deaths that occurred among patients in care at the COVID-19 treatment units across the country. As of 13 July 2020 , a total of 7 deaths have been recorded CFR=0.6%. The country is however keeping active surveillance on community deaths and deaths in non COVID-19 treatment health units.

Daily and Cumulative Healthcare Worker (HCW) COVID-19 Cases and Deaths by County, Liberia, 16 March – 18 July 2020

County	DAILY REPORT						CUMULATIVE CASES (ALIVE & DEAD)	
	New Suspected & High Risk Cases (Alive)			New Suspect Death	Laboratory Confirmed Cases	Confirmed Cases on Contact List	Confirmed	Deaths
	Suspect	High Risk	Total					
Bomi	0	0	0	0	0	0	3	0
Bong	0	0	0	0	0	0	19	3
Gbarpolu	0	0	0	0	0	0	1	1
Grand Bassa	0	0	0	0	0	0	4	0
Grand Kru	0	0	0	0	0	0	7	0
Lofa	0	0	0	0	0	0	15	0
Margibi	0	0	0	0	0	0	12	1
Maryland	0	0	0	0	0	0	14	0
Montserrado	0	0	0	0	0	0	66	1
Nimba	0	0	0	0	0	0	7	0
River Gee	0	0	0	0	1	1	9	0
Sinoe	0	0	0	0	0	0	2	0
NATIONAL	0	0	0	0	1	1	159	6

Cadre Cases and Deaths by Health Care Workers

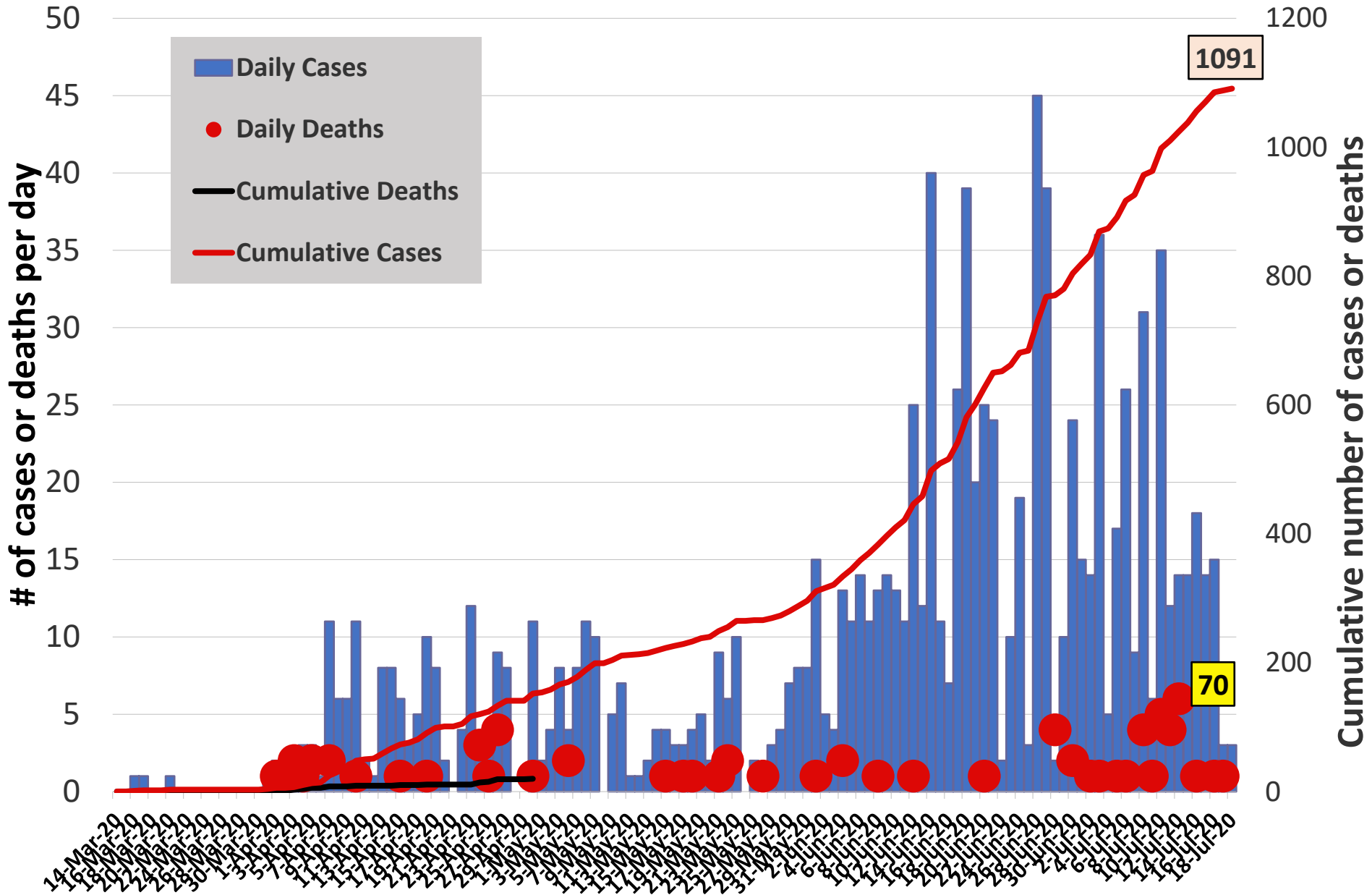
(16 March – 18 July 2020)

Health Care Worker Cadre	Montserratado		Margibi		Nimba		River Gee		Sinoe		Grand Kru		Gbarpolu		Bong		Lofa		Grand Bassa		Maryland		Boni		National (Total)	
	Cases	Deaths	Cases	Deaths	Cases	Deaths	Cases	Deaths	Cases	Deaths	Cases	Deaths	Cases	Deaths	Cases	Deaths	Cases	Deaths	Cases	Deaths	Cases	Deaths	Cases	Deaths	Cases	Deaths
Doctors	10	0	1	0	0	0	1	0	0	0	0	0	0	0	1	0	0	0	0	0	0	0	0	0	13	0
Pharmacists	2	0	0	0	0	0	0	0	0	0	0	0	0	0	0	0	0	0	0	0	0	0	0	0	2	0
Nurses	22	1	2	0	1	0	5	0	0	0	1	0	1	1	12	1	8	0	3	0	1	0	1	0	57	3
Nurse Aid	0	0	0	0	2	0	0	0	0	0	4	0	0	0	0	0	0	0	0	0	2	0	0	0	8	0
Midwife	0	0	0	0	0	0	1	0	0	0	0	0	0	0	1	0	1	0	0	0	0	0	0	0	3	0
Radiologist	1	0	0	0	0	0	0	0	0	0	0	0	0	0	0	0	0	0	0	0	0	0	0	0	1	0
Physician Assistants	6	0	1	0	1	0	1	0	0	0	0	0	0	0	0	0	1	0	0	0	0	0	0	0	10	0
Lab Technician	5	0	1	0	2	0	0	0	1	0	1	0	0	0	0	0	2	0	0	0	10	0	0	0	22	0
Environmental Health Technicians	5	0	0	0	0	0	0	0	0	0	0	0	0	0	0	0	0	0	0	0	0	0	0	0	5	0
Microbiologist	1	0	0	0	0	0	0	0	0	0	0	0	0	0	0	0	0	0	0	0	0	0	0	0	1	0
Epidemiologist	1	0	0	0	0	0	0	0	0	0	0	0	0	0	0	0	0	0	0	0	0	0	0	0	1	0
Dieticians	0	0	7	1	0	0	0	0	0	0	0	0	0	0	0	0	0	0	0	0	0	0	0	0	7	1
Dispenser	0	0	0	0	0	0	0	0	0	0	0	0	0	0	2	1	0	0	0	0	0	0	0	0	2	1
Licensed Practical Nurse	0	0	0	0	0	0	0	0	0	0	0	0	0	0	1	1	0	0	0	0	0	0	0	0	1	1
Psychosocial Worker	1	0	0	0	0	0	0	0	0	0	0	0	0	0	0	0	0	0	0	0	0	0	0	0	1	0
Hygienist	0	0	0	0	0	0	0	0	0	0	0	0	0	0	1	0	0	0	0	0	0	0	0	0	1	0
Logistician	0	0	0	0	0	0	0	0	0	0	0	0	0	0	0	0	0	1	0	0	0	0	0	0	1	0
Vaccinator	0	0	0	0	1	0	0	0	0	0	0	0	0	0	0	0	0	0	0	0	0	0	1	0	2	0
Ambulance Driver	2	0	0	0	0	0	0	0	0	0	0	0	0	0	0	0	2	0	0	0	0	0	0	0	4	0
Procurement Officer	0	0	0	0	0	0	0	0	1	0	0	0	0	0	0	0	0	0	0	0	0	0	0	0	1	0
Registrar/ Accountant	1	0	0	0	0	0	0	0	0	0	0	0	0	0	0	0	0	0	0	0	0	0	1	0	2	0
CHT Secretary	0	0	0	0	0	0	1	0	0	0	0	0	0	0	0	0	0	0	0	0	0	0	0	0	1	0
Hospital Administrator	0	0	0	0	0	0	1	0	0	0	0	0	0	0	0	0	0	0	0	0	0	0	0	0	1	0
Hospital Cleaner	1	0	0	0	0	0	0	0	0	0	0	0	0	1	0	0	0	0	0	1	0	0	0	0	3	0
CHT CHV	0	0	0	0	0	0	0	0	0	0	1	0	0	0	0	0	1	0	0	0	0	0	0	0	2	0
Others	7	0	0	0	0	0	0	0	0	0	0	0	0	0	0	0	0	0	0	0	0	0	0	0	7	0
Total:	65	1	12	1	7	0	10	0	2	0	7	0	1	1	19	3	15	0	4	0	14	0	3	0	159	6

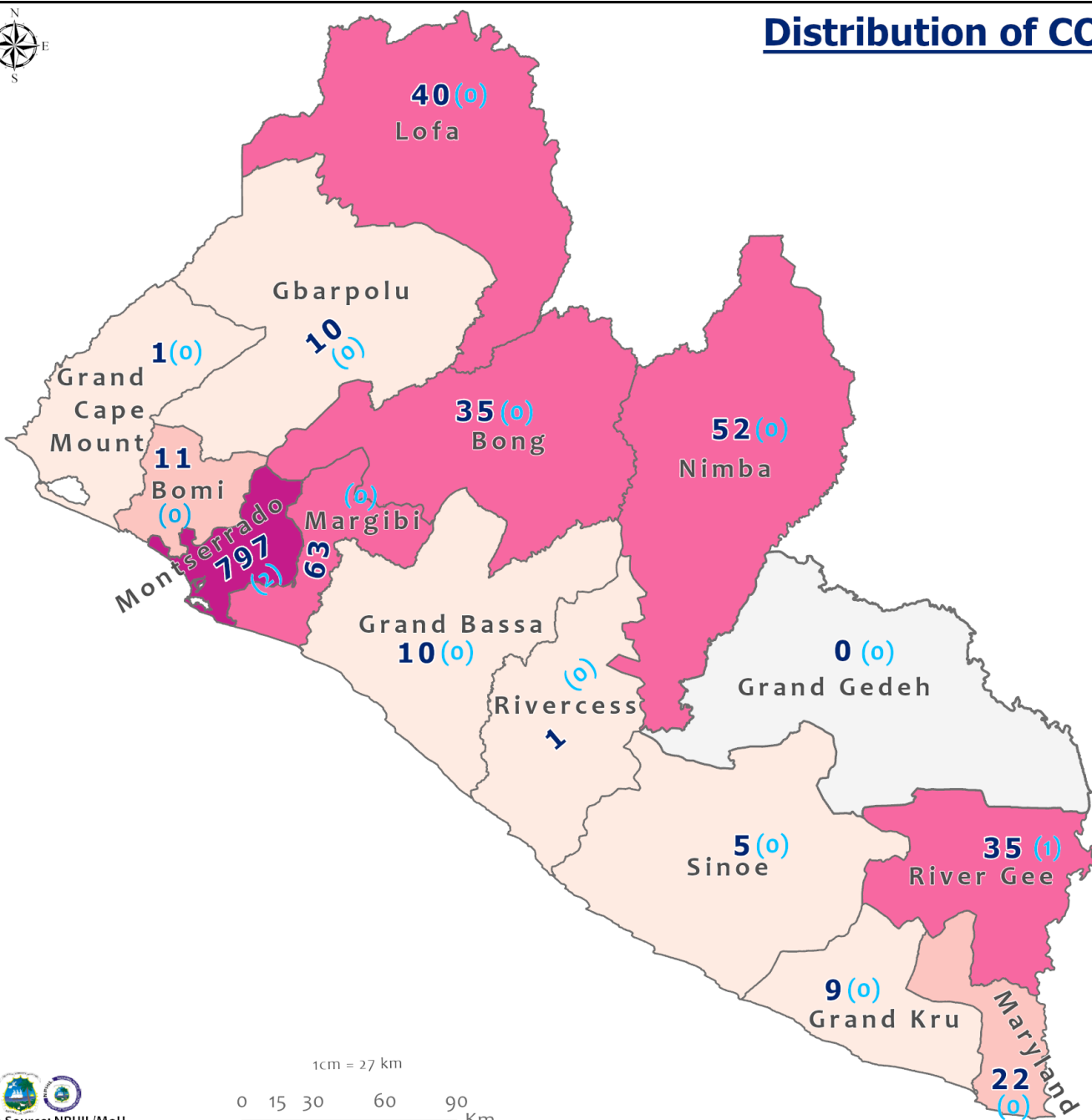
Suspected and High Risk Cases and Deaths (16 March – 18 July 2020)

County	New Suspected	Cumulative Suspected	New High Risk	Cumulative High Risk	New Suspected Deaths	Cumulative Suspected Deaths
Montserrado	24	6124	0	0	0	79
Margibi	0	8	0	44	0	1
Maryland	0	26	0	19	0	5
Bong	0	22	0	159	0	3
Rivercess	0	3	0	7	0	1
River Gee	0	39	0	46	0	0
Lofa	3	74	0	74	1	54
Grand Cape Mount	0	21	0	0	0	0
Bomi	0	9	0	81	0	0
Sinoe	0	46	0	54	0	7
Grand Kru	0	0	0	88	0	0
Gbarpolu	0	91	0	13	0	0
Grand Bassa	0	43	0	32	0	0
Nimba	1	190	0	185	0	13
National	28	6696	0	802	1	163

EPI-Curve of Confirmed Cases and Deaths

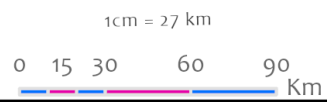

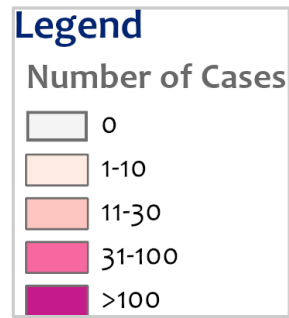


Distribution of COVID-19 Cases by County in Liberia - July 18, 2020



Total cumulative cases:
1091

Total new cases:
3





COVID-19 Cases (New Cases) by District in Liberia July 18, 2020

Total Cases: 1091

Legend


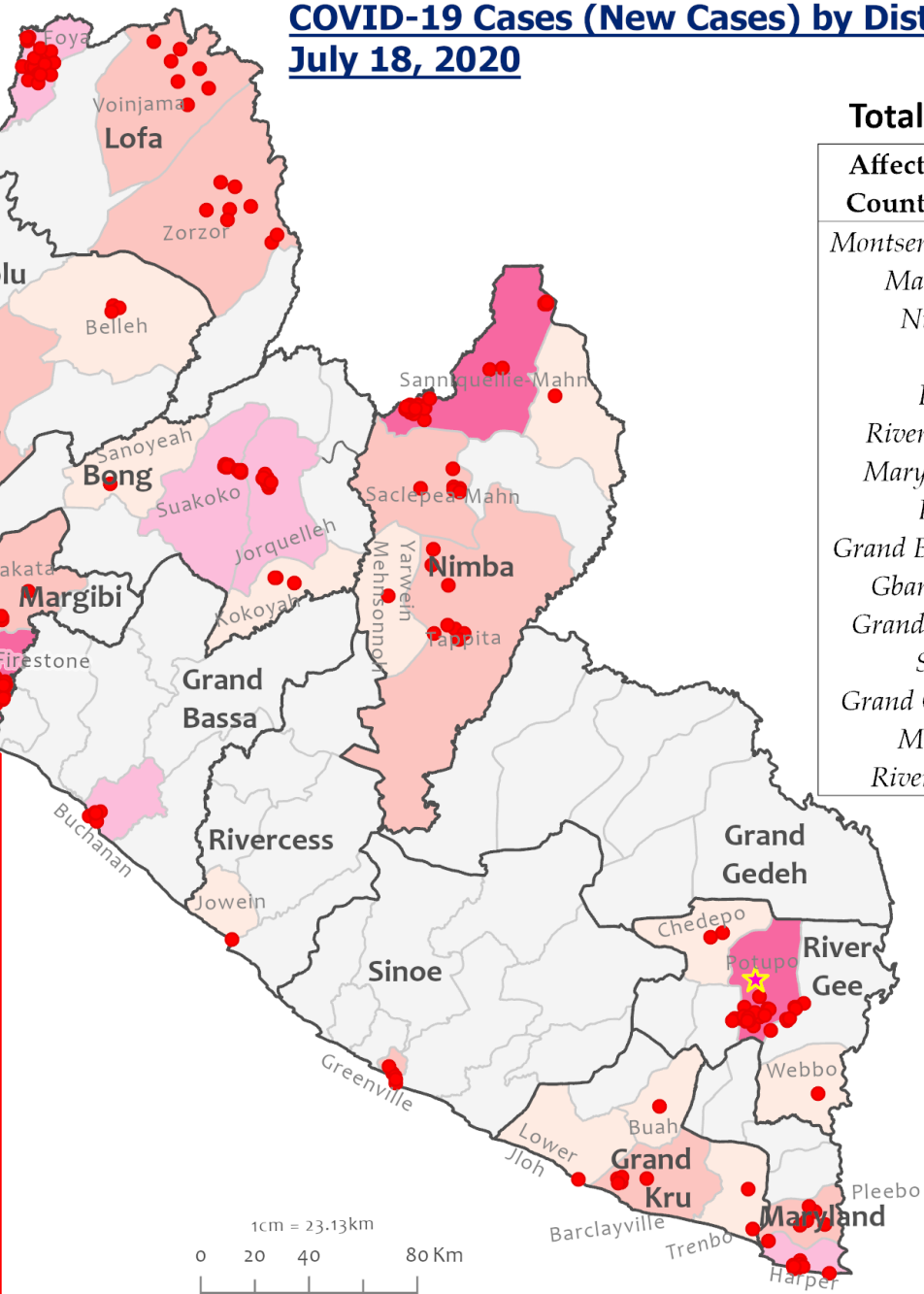
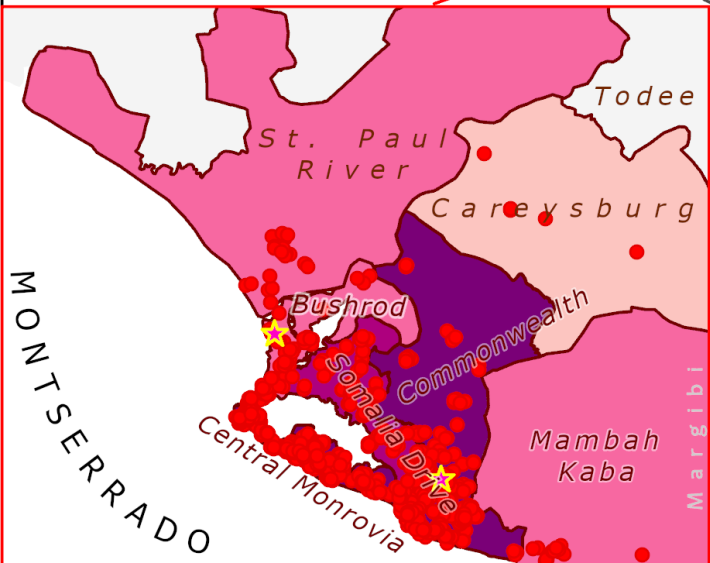
Case Status

- ★ New confirmed cases
- Confirmed cases

Cases / District

0
1-3
4-10
11-20
21-68
69-85
86-348

Affected Counties	Cumulative Cases
Montserrado	797
Margibi	63
Nimba	52
Lofa	40
Bong	35
River Gee	35
Maryland	22
Bomi	11
Grand Bassa	10
Gbarpolu	10
Grand Kru	9
Sinoe	5
Grand Cape Mount	1
Rivercess	1



Data Source: NPHIL/MoH

Precautionary Observation Centers (POC): Admission and Discharges

County	Precautionary Observation Centers				Cumulative Move to Treatment
	New admissions	Currently in POC	Daily Discharges	Cumulative Discharges (not including transferred)	
Bomi	0	0	0	0	0
Gbarpolu	0	0	0	0	0
Grand Bassa	0	6	0	36	0
Grand Kru	0	29	0	0	0
Margibi	0	29	16	87	0
Maryland	0	3	0	2	0
Montserrado	0	16	0	79	18
Nimba	1	3	0	32	0
River Gee	0	1	0	8	0
Sinoe	0	2	0	179	0
Lofa	0	25	0	332	0
NATIONAL	1	114	16	755	18

14 Military Hospital & Union Treatment Center Daily Report – July 18, 2020

Treatment Facility Name	New admissions	Daily Discharges	Cumulative Recoveries	Daily Deaths	Cumulative Deaths	*Currently in treatment	Available Bed Occupancy %
14 Military Hospital Treatment Unit	1	8	426	0	6	23	87
Union Treatment Center	0	0	37	0	0	24	29
TOTAL	1	8	463	0	6	47	116

Demographic Breakdown of Cases													
Treatment Facility Name	Total Census	Total Adult	Total Children		Total Female	Total Male	Total Confirm	Others	Pregnant	Children			
										<1	1-5	6-10	11-17
14 Military Hospital Treatment Unit	23	22	1		5	18	23	0	0	0	0	0	1
Union Treatment Center	24	21	3		10	14	24	0	0	1	0	1	1
TOTAL	47	43	4		15	32	47	0	0	1	0	1	2

**14 Military had 1 case of re-admission of a patient who was discharged on April 20, 2020
UTC had 1 patient who ran away from the unit**

Recoveries from Treatment Units (16 March – 18 July 2020)

COVID-19 Treatment Units				
Treatment Unit	New admissions	Cumulative admissions	Recoveries	Cumulative Recoveries
14 Military Hospital & Union Treatment Center, Montserrado	1	509	8	465
Chief Jallahlone Hospital, Gbarpolu	0	3	0	1
Jackson F. Doe Hospital, Nimba	0	5	0	1
E&J Medical Center, Nimba	0	15	0	1
Ganta Methodist Hospital, Nimba	0	1	0	1
AML Yekepa, Nimba	0	11	7	7
Pleebo Health Center, Maryland	0	11	0	3
JJ Dossen Hospital, Maryland	0	9	0	0
Rally Time Hospital, Grand Kru	0	3	0	1
Sasstown Health Center, Grand Kru	0	5	0	0
Fish Town Hospital, River Gee	0	31	0	1
St. Timothy Hospital, Grand Cape Mount	0	1	0	0
Liberia Government Hospital, Bomi	0	10	0	2
Tellewoyan Hospital, Lofa	0	13	0	4
Foya Hospital, Lofa	0	11	0	0
Curran Hospital, Lofa	0	4	0	0
Phebe Hospital, Bong	0	25	0	13
Liberia Government Hospital, Grand Bassa	0	4	0	3
Arcelor Mittal, Grand Bassa	0	5	0	5
Duside Hospital, Margibi	0	36	0	24
F. J. Grant Hospital, Sinoe	0	4	0	2
Total	1	716	15	534

Admissions, Currently in Treatment, and Discharges

COVID-19 Treatment Units									
Treatment Unit	New admissions	Cumulative admissions	Discharges	Cumulative Discharges	Currently in Treatment Unit	Total Males	Total Females	0-35 yrs	36+ yrs
Liberia Government Hospital, Bomi	0	10	0	2	8	5	3	2	6
Phebe Hospital, Bong	0	25	0	13	11	5	6	10	1
Chief Jallahlone Hospital, Gbarpolu	0	3	0	1	0	0	0	0	0
Arcelor Mittal, Grand Bassa	0	5	0	5	0	0	0	0	0
Liberia Government Hospital, Grand Bassa	0	3	0	3	0	0	0	0	0
St. Timothy Hospital, Grand Cape Mount	0	1	0	0	1	1	0	0	1
Rally Time Hospital, Grand Kru	0	3	0	1	2	1	1	2	0
Sasstown HC, Grand Kru	0	5	0	0	5	2	3	2	3
Tellewoyan Hospital, Lofa	0	13	0	4	9	7	2	2	7
Foya Burma Hospital, Lofa	0	11	0	0	11	6	5	5	6
Curran Hospital, Lofa	0	4	0	0	4	3	1	1	3
Duside Hospital, Margibi	0	36	0	24	11	6	5	3	8
Pleebo Health Center, Maryland	0	11	0	3	8	4	4	6	2
JJ Dossen Hospital, Maryland	0	9	0	0	9	9	0	6	3
Jackson F. Doe Hospital, Nimba	0	5	0	1	3	3	0	3	0
E&J Medical Center, Nimba	0	15	0	1	14	10	4	3	11
AML Yekepa, Nimba	0	11	7	7	4	2	2	4	0
Ganta Methodist Hospital, Nimba	0	1	0	1	0	0	0	0	0
Fish Town Hospital, River Gee	0	32	0	1	31	26	5	9	22
F. J. Grant Hospital, Sinoe	0	4	0	2	2	1	1	0	2
Total	0	207	7	69	133	91	42	58	75

Laboratory Samples Evaluated – July 18, 2020

Laboratory	Total	New Positive	Repeat Positive	Initial Negative	Repeat Test Negative	Pending Lab Result
NPHRL	177	3	6	142	17	9
Total	177	3	6	142	17	9

Summary of COVID-19 Contact Tracing in Response Counties

County	New Contacts Line listed	Cumulative Contacts	No. of Health Care Workers as Contacts	Cumulative no. of Health Care Workers as	Contacts became a case	Cumulative contacts that became a case	Contacts Completed 14 Days	Cumulative Contacts Completing 14 Days	Contacts Under Follow-up	Contacts lost to Follow-up
Montserratado	34	4053	0	451	5	160	41	3662	317	3
Margibi	0	460	0	124	0	40	16	306	114	0
Grand Bassa	0	138	0	65	0	9	0	129	0	0
Sinoe	0	181	0	29	0	1	11	168	2	0
Gbarpolu	0	87	0	13	0	8	0	53	34	0
Lofa	1	717	0	92	0	31	39	426	289	0
Nimba	0	569	0	53	0	24	7	501	42	8
Bong	0	272	0	70	0	28	14	104	166	2
Grand CapeMount	0	21	0	0	0	0	0	0	0	0
RiverGee	0	121	0	13	0	29	40	75	46	0
Maryland	4	80	0	26	0	7	0	0	80	0
Bomi	0	95	0	10	0	8	0	0	95	0
Rivecess	0	22	0	15	0	0	0	0	22	0
Grand Kru	0	157	0	93	0	9	0	0	149	0
National	39	6973	0	1054	5	354	168	5424	1356	13

Active Case Finding (16 March – 18 July 2020)

County	Visitation				Identification, Investigation & Testing								Supervision		
	No. of communities Assigned	No. of communities Visited	No. of Households Assigned	No. of Households Visited	Sick persons Identified	Cumulative Sick persons identified	Sick persons referred for Investigation	Cumulative Sick person referred for Investigation	Sick persons Investigated	Cumulative Sick persons Investigated	Sick persons investigated and referred for testing	Cumulative Sick persons investigated and referred for testing	No. of Sick persons followed-up today	No. of supervision visits	No. of Supervisory Calls
Bomi	127	19	670	670	0	0	0	0	0	0	0	0	0	2	0
Bong	333	170	48611	4748	206	220	206	220	206	220	2	2	7	0	0
Montserrado	250	0	0	78887	0	558	0	356	0	337	0	288	0	0	0
Margibi	15	15	15	135	0	4	0	4	0	16	0	10	7	8	7
Maryland	0	0	278	278	2	3	2	3	2	3	2	3	2	0	0
Grand Cape Mount	1	1	19	19	0	0	0	0	0	0	0	0	0	0	0
Grand Kru	100	50	2000	1000	0	16	0	16	0	16	0	16	0	4	6
Sinoe	90	90	5232	2534	0	619	169	169	0	169	0	1	0	5	5
Rivercess	33	33	495	495	0	0	0	0	0	0	0	0	0	0	0
River Gee	100	80	50	20	0	24	0	24	0	24	0	24	37	6	0
Gbarpolu	54	54	1,270	409	0	221	0	221	0	221	0	25	39	0	0
Grand Bassa	20	20	239	239	20	248	10	248	20	248	0	0	0	0	0
Nimba	430	381	2460	1489	0	52	0	52	0	52	0	34	1	0	0
Lofa	312	312	599	599	3	74	3	74	3	74	3	74	0	39	213
National	1832	1172	61204	91027	211	1791	390	1139	211	1380	5	475	93	64	231

Thank you for Listening