

Liberia Coronavirus Disease Outbreak (COVID-19) Situation

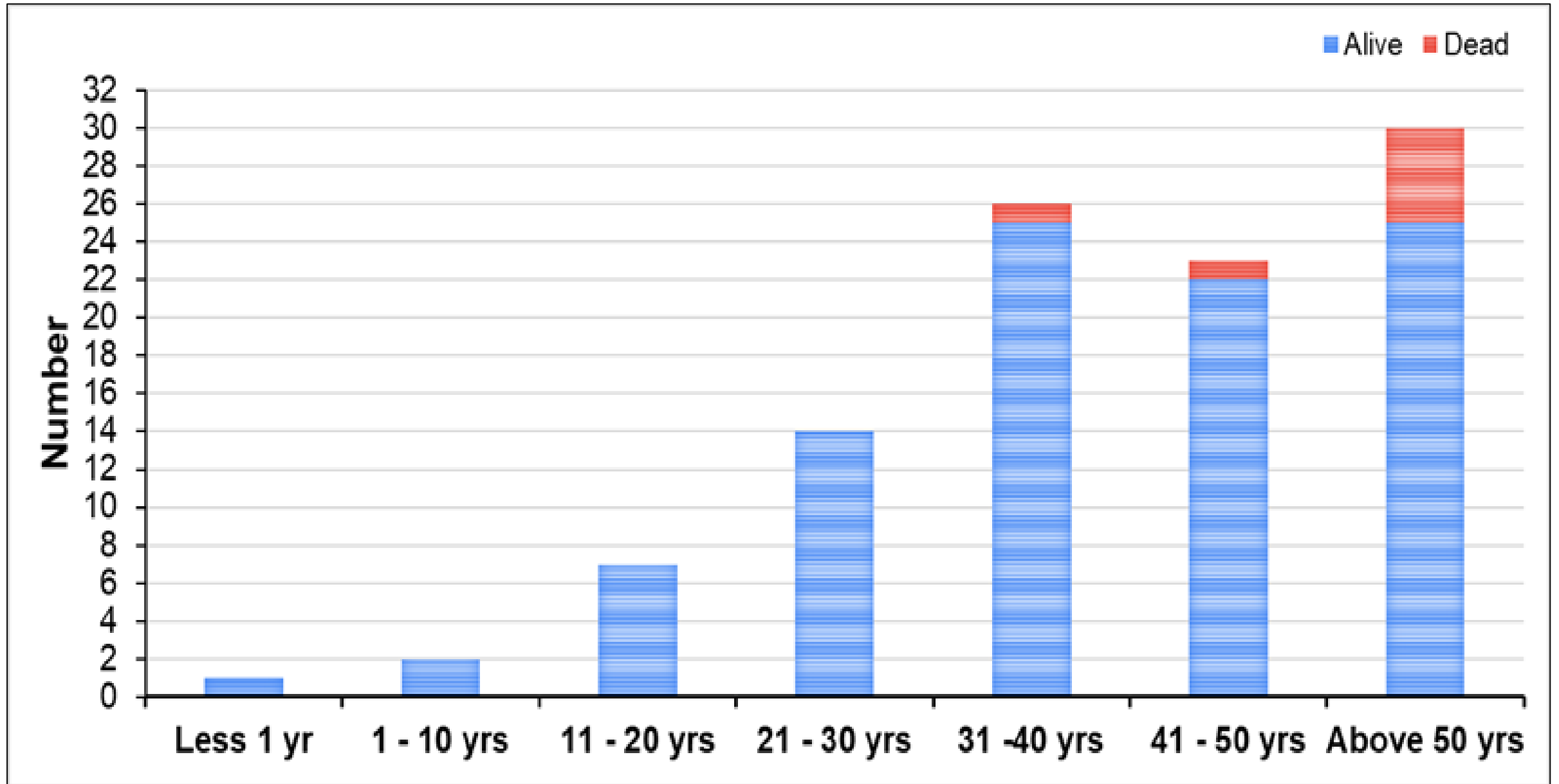
SitRep 36

April 20, 2020
(11:00pm)

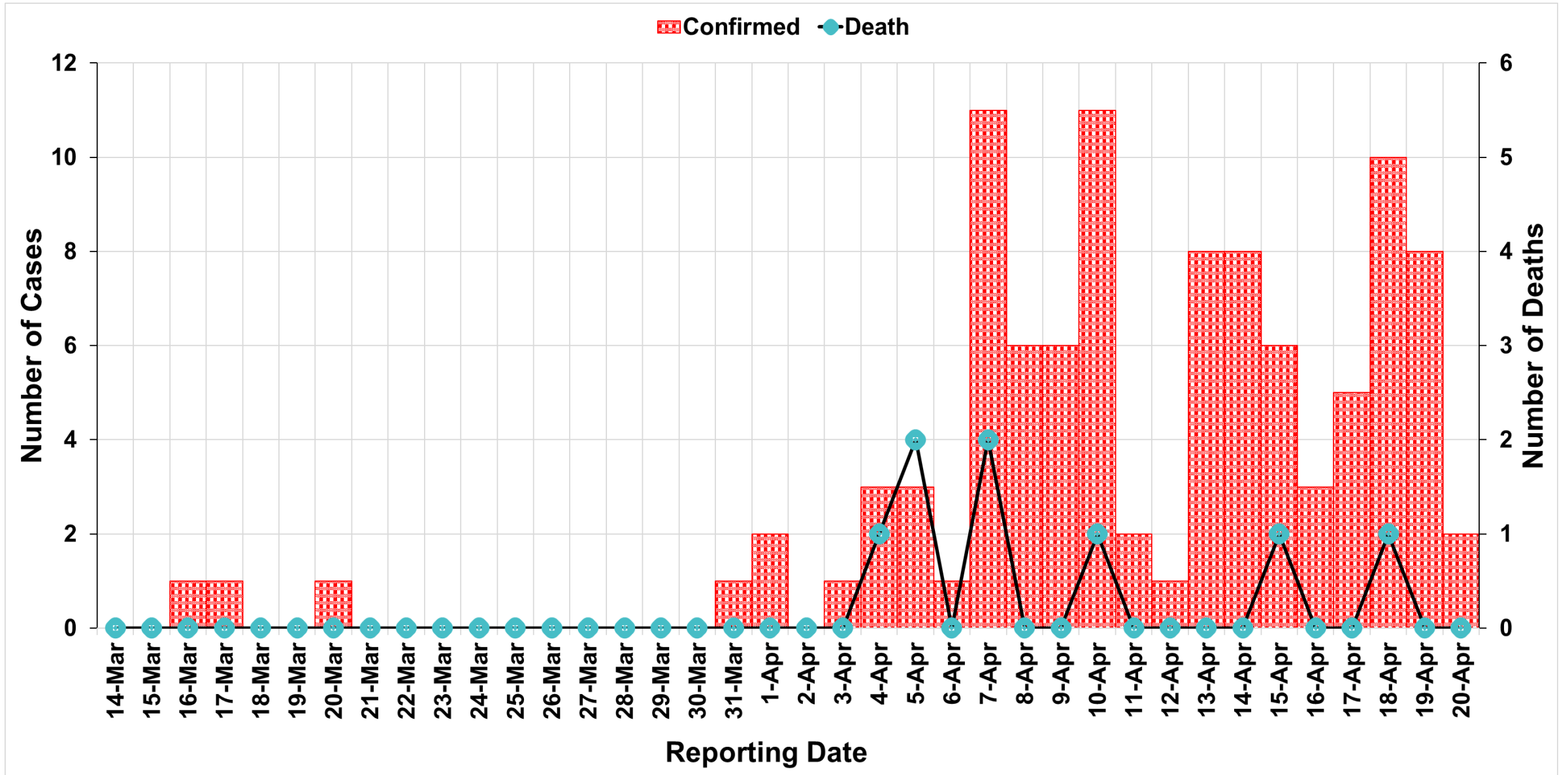
Indicator of Confirmed Cases monitored as of 20 April 2020

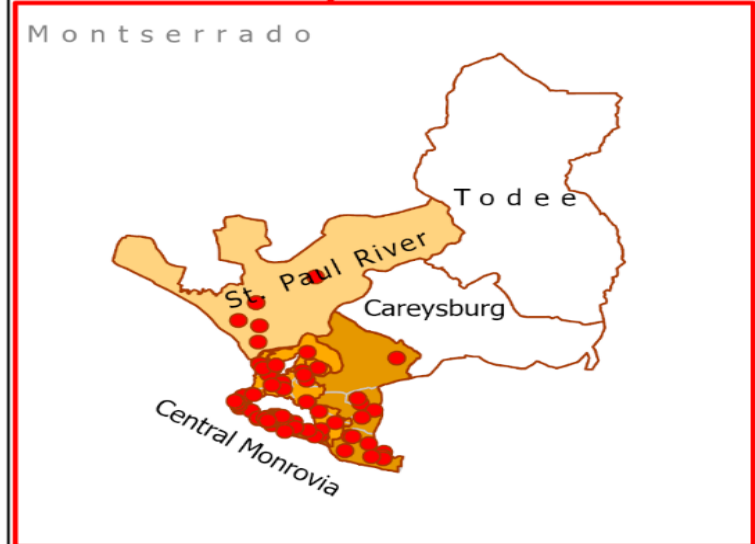
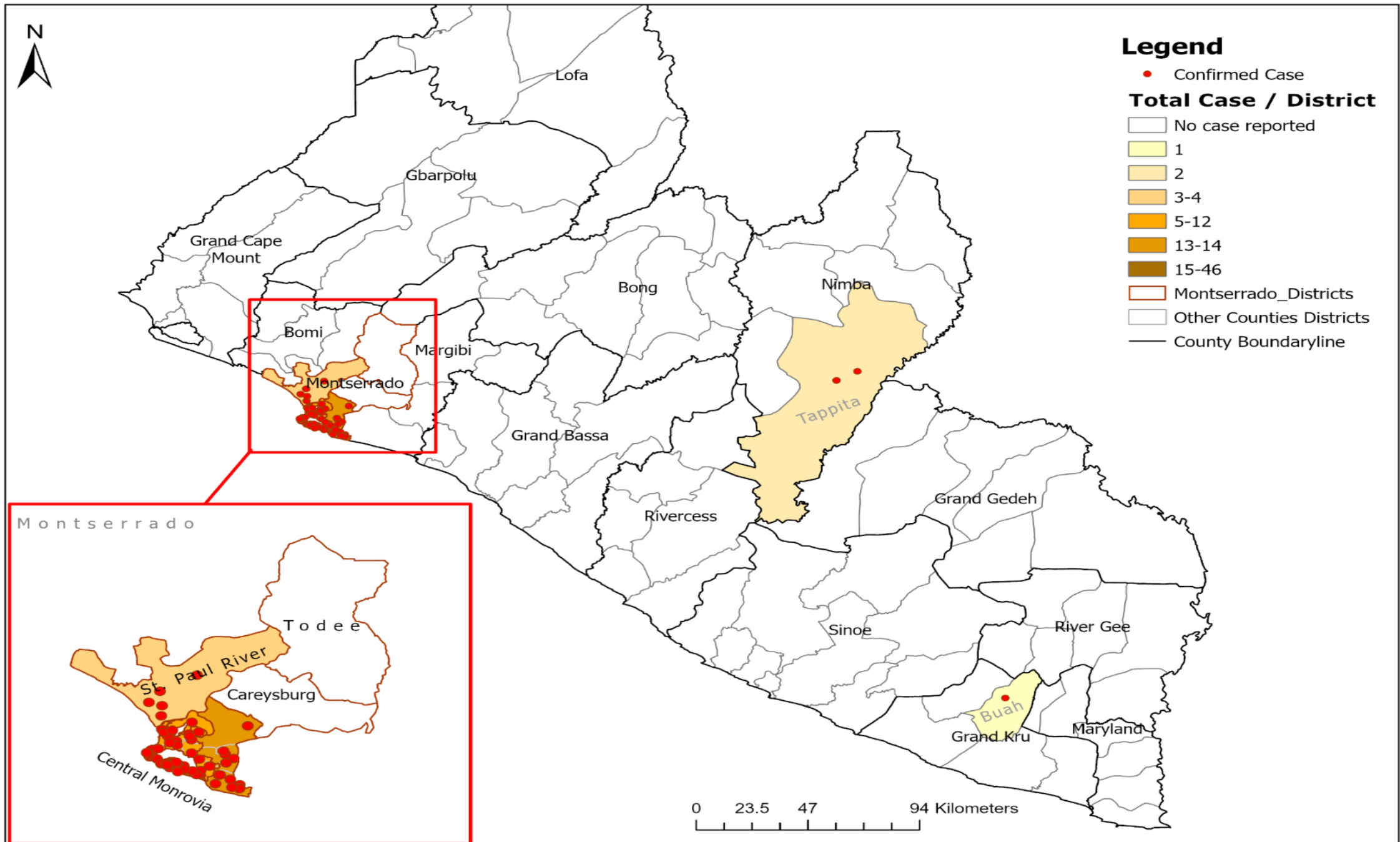
| | Cumulative | Montserrado | Grand Kru | Nimba |
|--|--------------|-------------|-----------|-------|
| Number of confirmed cases | 101 (2 new) | 98 | 1 | 2 |
| Number of samples collected | 664 (19 new) | 635 | 21 | 8 |
| Number of samples tested | 659 (18 new) | 635 | 18 | 6 |
| Confirmed cases from routine surveillance | 97 (2 new) | 95 | 1 | 1 |
| Confirmed cases among travelers | 4 (0 new) | 3 | 0 | 1 |
| Number in isolation (confirmed) | 65 (5 new) | 63 | 1 | 1 |
| Number of deaths in confirmed | 8 (0 new) | 7 | 0 | 1 |
| Number of healthcare worker confirmed | 30 (2 new) | 30 | 0 | 0 |

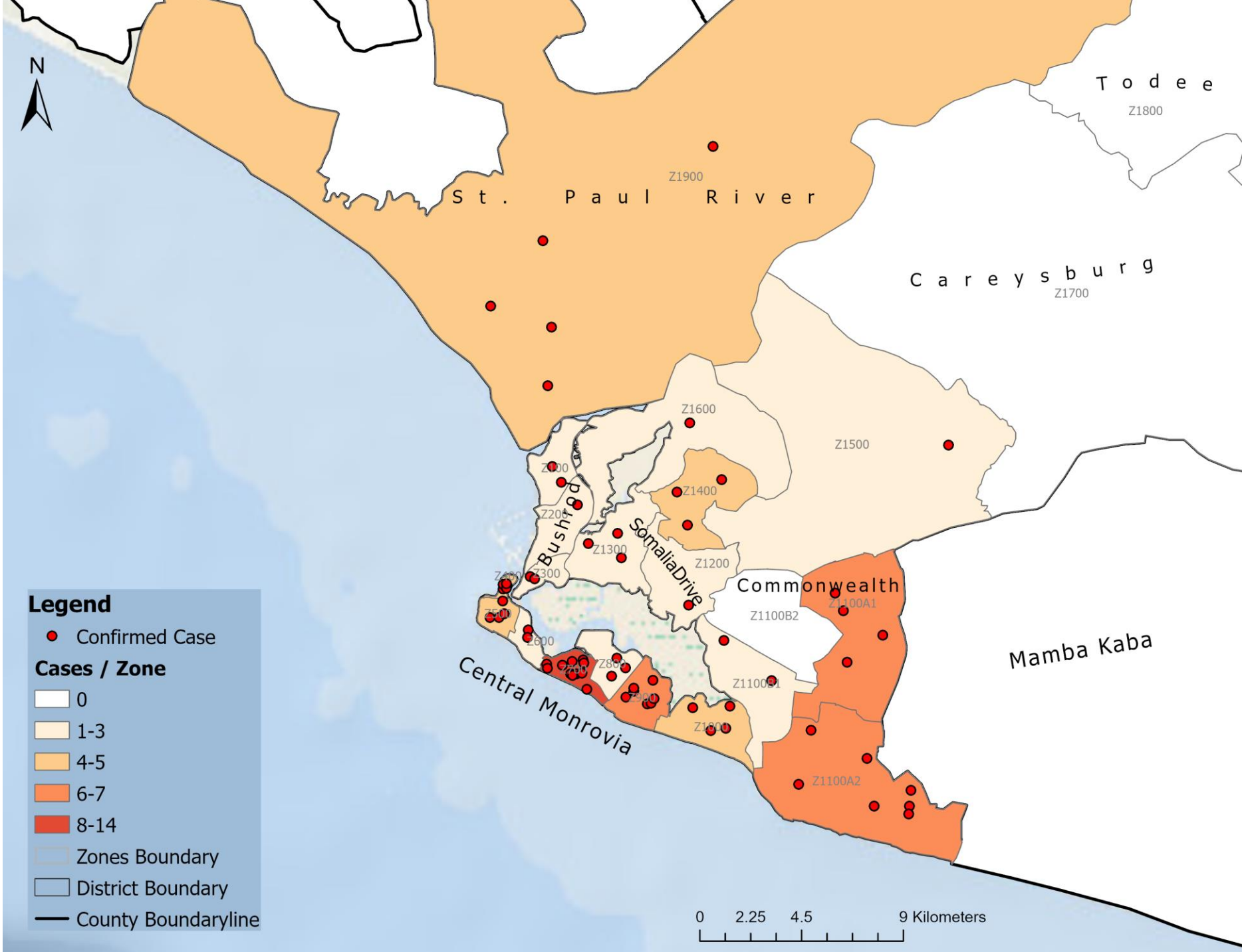
Distribution of Confirmed Cases by Age Group (March 16 – April 20, 2020)



Confirmed COVID-19 (March 12 – April 20, 2020)







Legend

- Confirmed Case

Cases / Zone

- 0
- 1-3
- 4-5
- 6-7
- 8-14

□ Zones Boundary
 □ District Boundary
 — County Boundaryline

0 2.25 4.5 9 Kilometers

Laboratory Samples Evaluated – April 20, 2020

| Laboratory | Total | New Positive | Repeat Positive | Initial Negative | Repeat Test Negative | Indeterminate |
|-------------------|--------------|---------------------|------------------------|-------------------------|-----------------------------|----------------------|
| NPHRL | 23 | 2 | 3 | 16 | 0 | 2 |
| Total | 23 | 2 | 3 | 16 | 0 | 2 |

Treatment Unit Daily Report – April 20, 2020

| 14 Military Hospital Treatment Unit | | | | |
|--|-------------------|------------------------------|-------------------------------|------------------------------------|
| New admissions | Discharges | Cumulative Discharges | Currently in treatment | Available Bed Occupancy (%) |
| 2 | 5 | 15 | 72 | 120% |

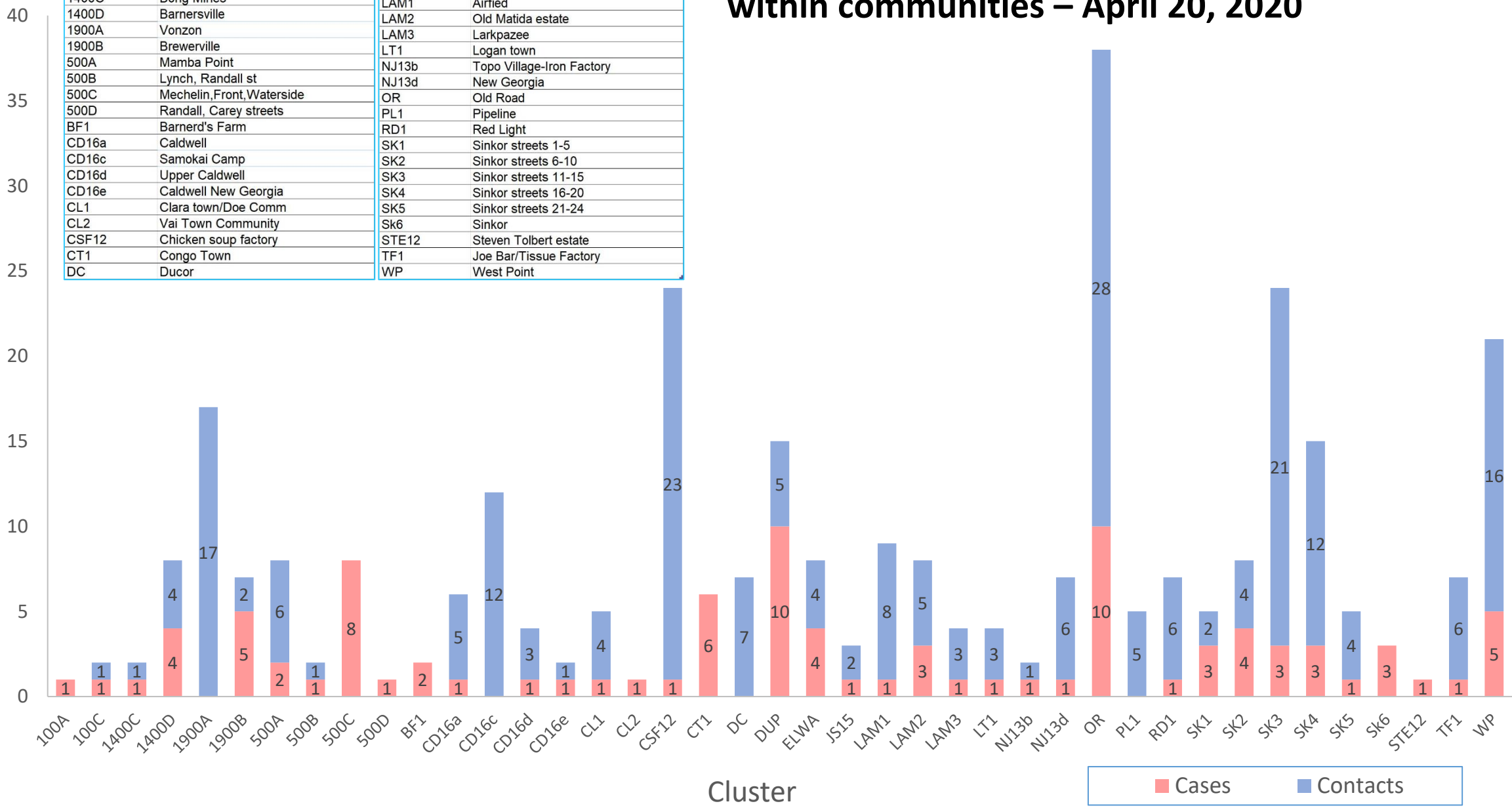
Number of Contacts line listed and monitored as of 20 April 2020

| | Cumulative | Montserrado | Grand Kru | Nimba |
|---|---------------|-------------|-----------|-------|
| Total contacts line listed | 1434 (66 new) | 1227 | 27 | 180 |
| Number of health workers as contacts | 246 (25 new) | 234 | 0 | 12 |
| Contacts became a case | 39 (0 new) | 38 | 1 | 0 |
| Contacts completed 14 days | 872 (26 new) | 734 | 0 | 138 |
| Contacts under follow up | 551 (62 new) | 476 | 27 | 48 |
| Under observation (high risk contacts) | 80 (2 new) | 38 | 15 | 27 |

Clusters of Cases and contacts (under follow-up) within communities – April 20, 2020

| Clusters Code | Communities within Cluster | DUP | Dport Road |
|---------------|----------------------------|-------|---------------------------|
| 100A | IslandClinic-Duala | ELWA | ELWA |
| 100C | IslandClinic-Duala | JS15 | Johnsonville |
| 1400C | Bong Mines | LAM1 | Airfied |
| 1400D | Barnersville | LAM2 | Old Matida estate |
| 1900A | Vonzon | LAM3 | Larkpazee |
| 1900B | Brewerville | LT1 | Logan town |
| 500A | Mamba Point | NJ13b | Topo Village-Iron Factory |
| 500B | Lynch, Randall st | NJ13d | New Georgia |
| 500C | Mechelin,Front,Waterside | OR | Old Road |
| 500D | Randall, Carey streets | PL1 | Pipeline |
| BF1 | Barnerd's Farm | RD1 | Red Light |
| CD16a | Caldwell | SK1 | Sinkor streets 1-5 |
| CD16c | Samokai Camp | SK2 | Sinkor streets 6-10 |
| CD16d | Upper Caldwell | SK3 | Sinkor streets 11-15 |
| CD16e | Caldwell New Georgia | SK4 | Sinkor streets 16-20 |
| CL1 | Clara town/Doe Comm | SK5 | Sinkor streets 21-24 |
| CL2 | Vai Town Community | SK6 | Sinkor |
| CSF12 | Chicken soup factory | STE12 | Steven Tolbert estate |
| CT1 | Congo Town | TF1 | Joe Bar/Tissue Factory |
| DC | Ducor | WP | West Point |

Number of Cases and contacts



Action points

- Epi-Surveillance & NRL data harmonization exercise is ongoing

Thank you for Listening!!!!