

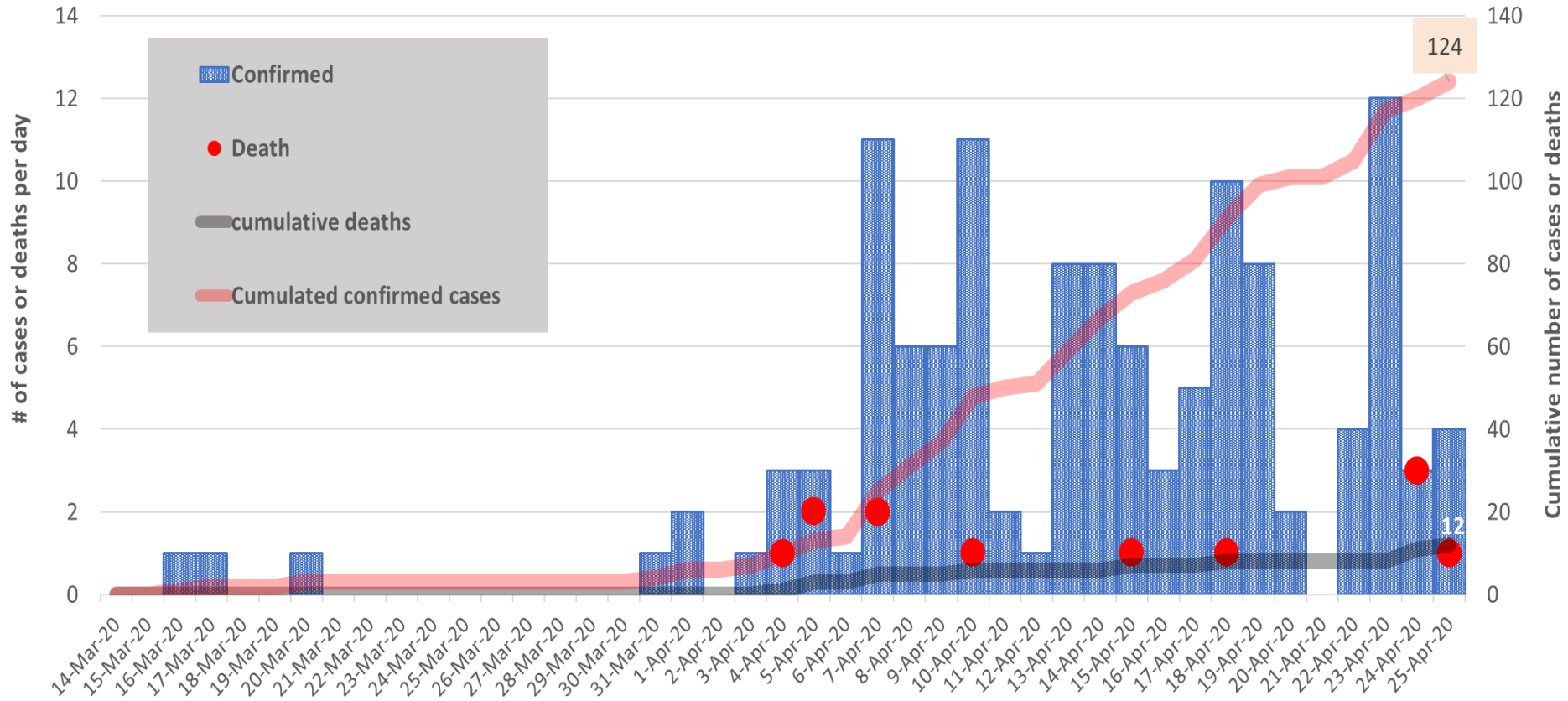


Liberia COVID-19 Daily Sitrep 41 (25th April 2020)

COVID-19 Case and Death Summary by County

County	DAILY REPORT					CUMULATIVE	
	New suspected and High Risk cases (Alive and			Laboratory Confirmed Cases (Alive and Dead)	Confirmed Cases on Contact List	Cases & Deaths (16 March-25th April 2020)	
	Total	Suspect	High Risk			Confirmed	Deaths
Grand Kru	0	0	0	0	0	1	0
Maryland	9	0	9	0	0	1	0
Montserrado	27	27	0	4	0	115	9
Nimba	12	2	10	0	0	5	3
River Gee	8	0	8	0	0	1	0
Sinoe	0	0	0	0	0	1	0
NATIONAL	56	29	27	4	0	124	12

EPI-Curve of Confirmed Cases and Deaths



Healthcare Worker (HCW) Cases and Deaths

County	DAILY REPORT					CUMULATIVE	
	New suspected and High Risk cases (Alive and Dead)			Laboratory Confirmed Cases (Alive and Dead)		Laboratory Confirmed Cases (Alive and Dead)	
	Total	Suspect	High Risk	Alive	Dead	Alive	Dead
Grand Kru	0	0	0	0	0	0	0
Maryland	15	0	15	0	0	0	0
Montserrado	0	0	0	0	0	31	1
Nimba	0	0	0	0	0	0	0
River Gee	0	0	0	0	0	0	0
Sinoe	0	0	0	0	0	0	0
NATIONAL	15	0	15	0	0	31	1



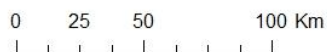
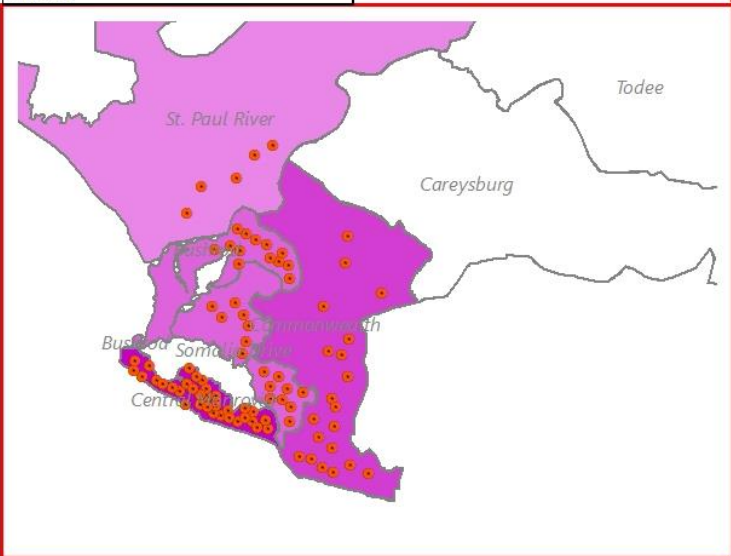
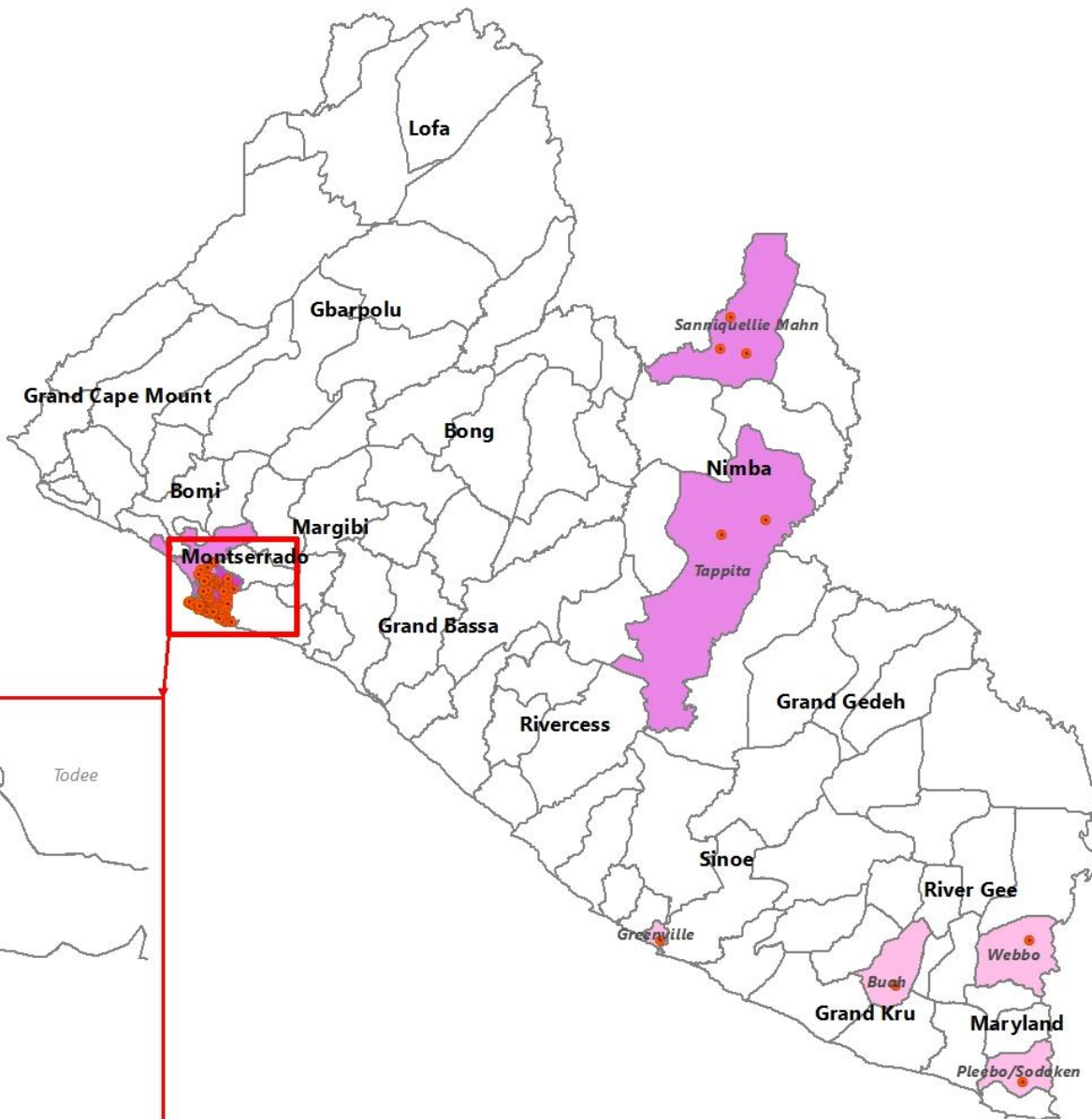
Legend

- Confirmed Cases
- Affected Health District
- County Boundary

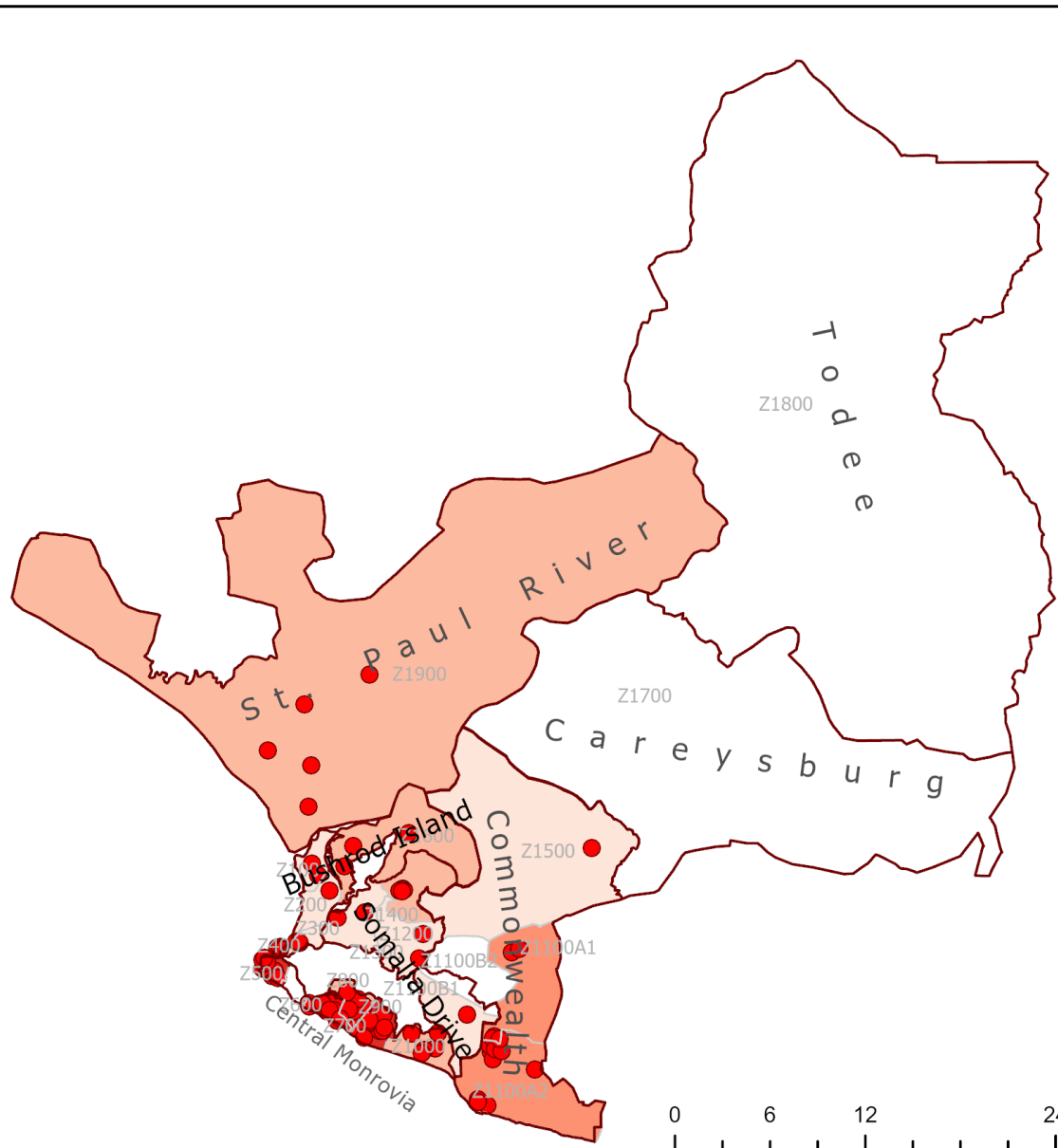
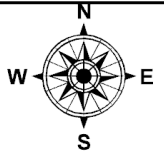
COVID-19 Cases / District

- 0
- 1
- 2 - 5
- 6 - 16
- 17 - 20
- 21 - 48

Affected Counties
Montserrat 111
Nimba 5
Grand Kru 1
Maryland 1
River Gee 1
Sinoe 1

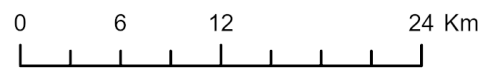


Data Source: NPHIL / MOH



Legend

- Confirmed Cases
- Case / Zone (District)**
- 0
- 1-2
- 3-6
- 7-9
- 10-12
- 13-17



Precautionary Observation Centers (POC): Admission and Discharges

County	Precautionary Observation Centers				Moved to Treatment
	New admissions	Currently in POC	Daily Discharges	Cumulative Discharges (not including transferred)	
Grand Kru	0	15	0	0	0
Maryland	0	0	0	0	0
Montserrado	13	50	2	0	1
Nimba	10	53	0	0	0
River Gee	0	0	0	0	0
Sinoe	0	0	0	0	0
NATIONAL	23	118	2	0	1

Admissions, Currently in Treatment, and Discharges

Treatment Unit	COVID-19 Treatment Units				
	New admissions	Discharges	Cumulative Discharges	Currently in treatment	Available Bed Occupancy (%)
14 Military Hospital	2	2	28	72*	65.5
Rally Time Hospital Grand Kru	0	0	0	1	33.3
Jackson F. Doe Hospital, Nimba	0	0	0	0	0
Pleebo Health Center, Maryland	0	0	0	1	0
River Gee	0	0	0	0	0
F. J. Grant Hospital, Sinoe	0	0	0	1	20%
Total	2	2	28	75	

*72 confirmed patients + 5 special (NON-COVID-19) cases in 14-Military Hospital

Laboratory Samples Evaluated

Laboratory	Total	New Positive	Repeat Positive	Initial Negative	Repeat Test Negative	Indeterminate
LIBR	63	4	1	46	10	2

Contact Tracing Summary

Number of Contacts line listed and monitored as of 25 April 2020						
	Cumulative	Montserrado*	Maryland	Grand Kru	Nimba	Sinoe
Total contacts line listed	1704 (89 new)	1265	32	86	257	64
Number of health workers as contacts	295 (15 new)	246	15	0	19	15
Contacts became a case	48 (0 new)	47	0	1	0	0
Contacts completed 14 days	962 (0 new)	824	0	0	138	0
Contacts under follow up	722 (88 new)	421	32	86	119	64

**Data reconciliation is currently ongoing in Montserrado thereby leading to incomplete information on the county record. The national team is closely working with the county to resolve on the completion of the data cleaning*

Actions, Issues and Constraints

- Training on the End-to-end tech solution for trainers completed yesterday
- The Drive-thru will be trained tomorrow

Thank you for Listening