



# **Liberia COVID-19 Daily Sitrep 48 (2<sup>nd</sup> May 2020)**

# Summary of COVID-19 Cases by Reporting County, Liberia, 16 Mar – 2 May 2020

County	DAILY REPORT					CUMULATIVE CASES
	New Suspected and High Risk Cases			Laboratory Confirmed Cases	Confirmed Cases on Contact List	
	Suspect	Risk	Total			
Grand Kru	0	0	0	0	0	1
Margibi	0	0	0	0	0	3
Maryland	0	0	0	0	0	1
Montserrado	6	0	6	4	0	145
Nimba	2	0	2	0	0	6
River Gee	0	0	0	0	0	1
Sinoe	1	0	1	0	0	1
<b>NATIONAL</b>	<b>9</b>	<b>0</b>	<b>9</b>	<b>4</b>	<b>0</b>	<b>158</b>

# Demographic Breakdown (Gender & Age) of Confirmed COVID-19 Cases (March 16 – May 2, 2020)

County	<15 years		15 - 34		35 - 54		55+		All ages		Total Confirm
	M	F	M	F	M	F	M	F	M	F	
Grand Kru	0	0	1	0	0	0	0	0	1	0	1
Margibi	0	0	0	0	2	0	0	1	2	1	3
Maryland	0	0	1	0	0	0	0	0	1	0	1
Montserrado	6	7	18	17	47	17	25	8	96	49	145
Nimba	0	0	0	0	3	2	1	0	4	2	6
River Gee	0	0	0	0	1	0	0	0	1	0	1
Sinoe	0	0	0	0	1	0	0	0	1	0	1
<b>National</b>	<b>6</b>	<b>7</b>	<b>20</b>	<b>17</b>	<b>54</b>	<b>19</b>	<b>26</b>	<b>9</b>	<b>106</b>	<b>52</b>	<b>158</b>

## Demographic Breakdown (Gender & Age) of Confirmed COVID-19 Deaths (March 16 – May 2, 2020)

County	<15 years		15 - 34		35 - 54		55+		All ages		Total Confirmed
	M	F	M	F	M	F	M	F	M	F	
Grand Kru	0	0	0	0	0	0	0	0	0	0	0
Margibi	0	0	0	0	0	0	0	1	0	1	1
Maryland	0	0	0	0	0	0	0	0	0	0	0
Montserrado	0	0	0	0	5	3	5	1	10	4	14
Nimba	0	0	0	0	1	1	1	0	2	1	3
River Gee	0	0	0	0	0	0	0	0	0	0	0
Sinoe	0	0	0	0	0	0	0	0	0	0	0
<b>National</b>	<b>0</b>	<b>0</b>	<b>0</b>	<b>0</b>	<b>6</b>	<b>4</b>	<b>6</b>	<b>2</b>	<b>12</b>	<b>6</b>	<b>18</b>

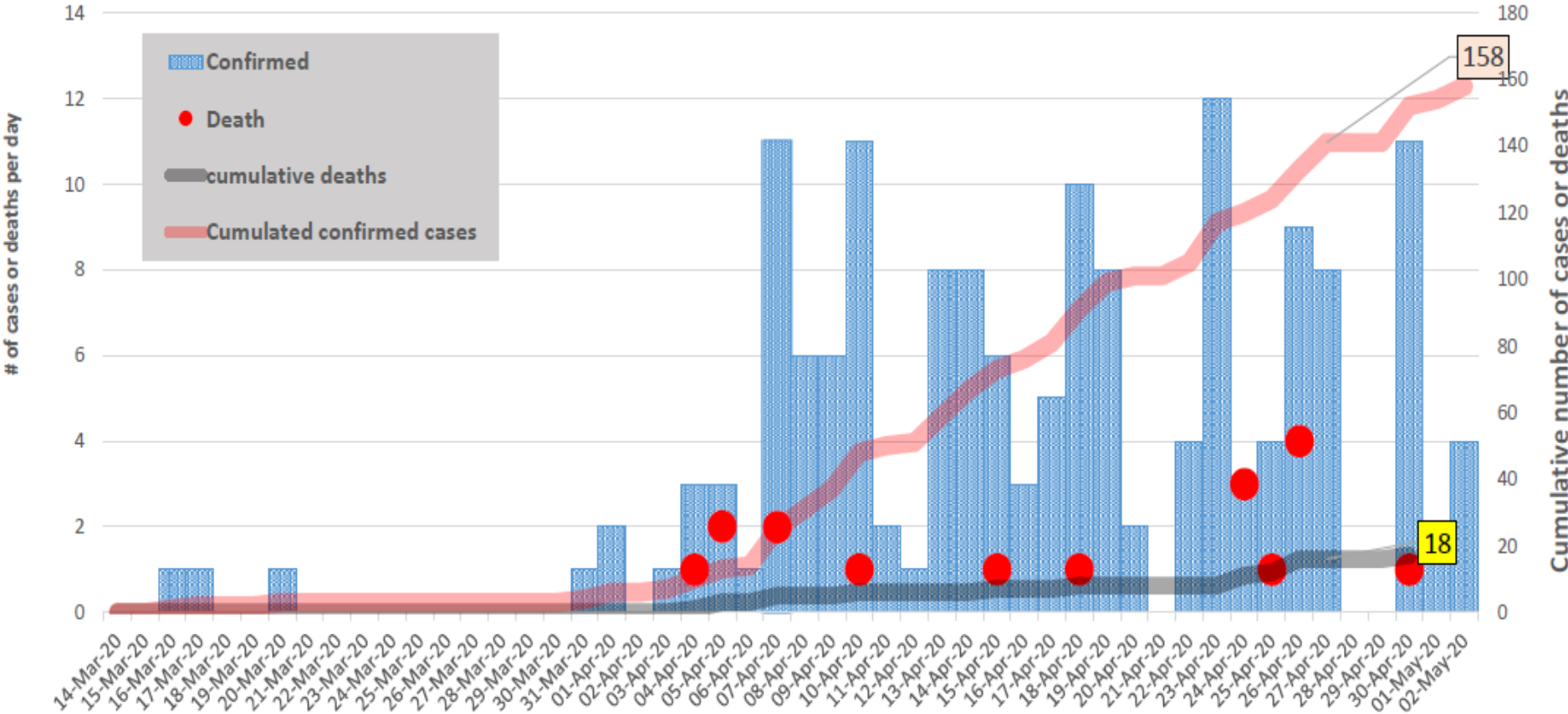
# Summary of COVID-19 Deaths by Reporting County, Liberia, 16 Mar – 2 May 2020

County	DAILY REPORT								CUMULATIVE DEATHS
	New Suspected Deaths	Laboratory Confirmed Deaths						Confirmed Deaths on Contact List	
		COVID-19 Treatment Unit	Total in COVID-19 Treatment Unit	Health Facility	Total in Health Facility	Community	Total in Community		
Grand Kru	0	0	0	0	0	0	0	0	0
Maryland	0	0	0	0	0	0	0	0	0
Margibi	0	0	0	0	1	0	0	0	1
Montserrado	0	0	1	0	3	0	10	0	14
Nimba	0	0	0	0	2	0	1	0	3
River Gee	0	0	0	0	0	0	0	0	0
Sinoe	0	0	0	0	0	0	0	0	0
<b>NATIONAL</b>	<b>0</b>	<b>0</b>	<b>1</b>	<b>0</b>	<b>6</b>	<b>0</b>	<b>11</b>	<b>0</b>	<b>18</b>

## Daily and Cumulative Healthcare Worker (HCW) COVID-19 Cases and Deaths by County, Liberia, 16 Mar – 2 May 2020

County	DAILY REPORT						CUMULATIVE CASES (ALIVE & DEAD)	
	New Suspected & High Risk Cases (Alive)			New Suspect Death	Laboratory Confirmed Cases	Confirmed Cases on Contact List	Confirmed	Deaths
	Suspect	High Risk	Total					
Grand Kru	0	0	0	0	0	0	0	0
Margibi	0	0	0	0	0	0	1	0
Maryland	0	0	0	0	0	0	0	0
Montserrado	0	0	0	0	0	0	31	1
Nimba	0	0	0	0	0	0	0	0
River Gee	0	0	0	0	0	0	0	0
Sinoe	0	0	0	0	0	0	0	0
<b>NATIONAL</b>	<b>0</b>	<b>0</b>	<b>0</b>	<b>0</b>	<b>0</b>	<b>0</b>	<b>32</b>	<b>1</b>

EPI-Curve of Confirmed Cases and Deaths



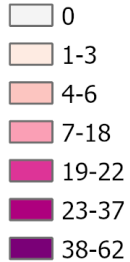
# COVID-19 Cases in Liberia - May 2, 2020



## Legend


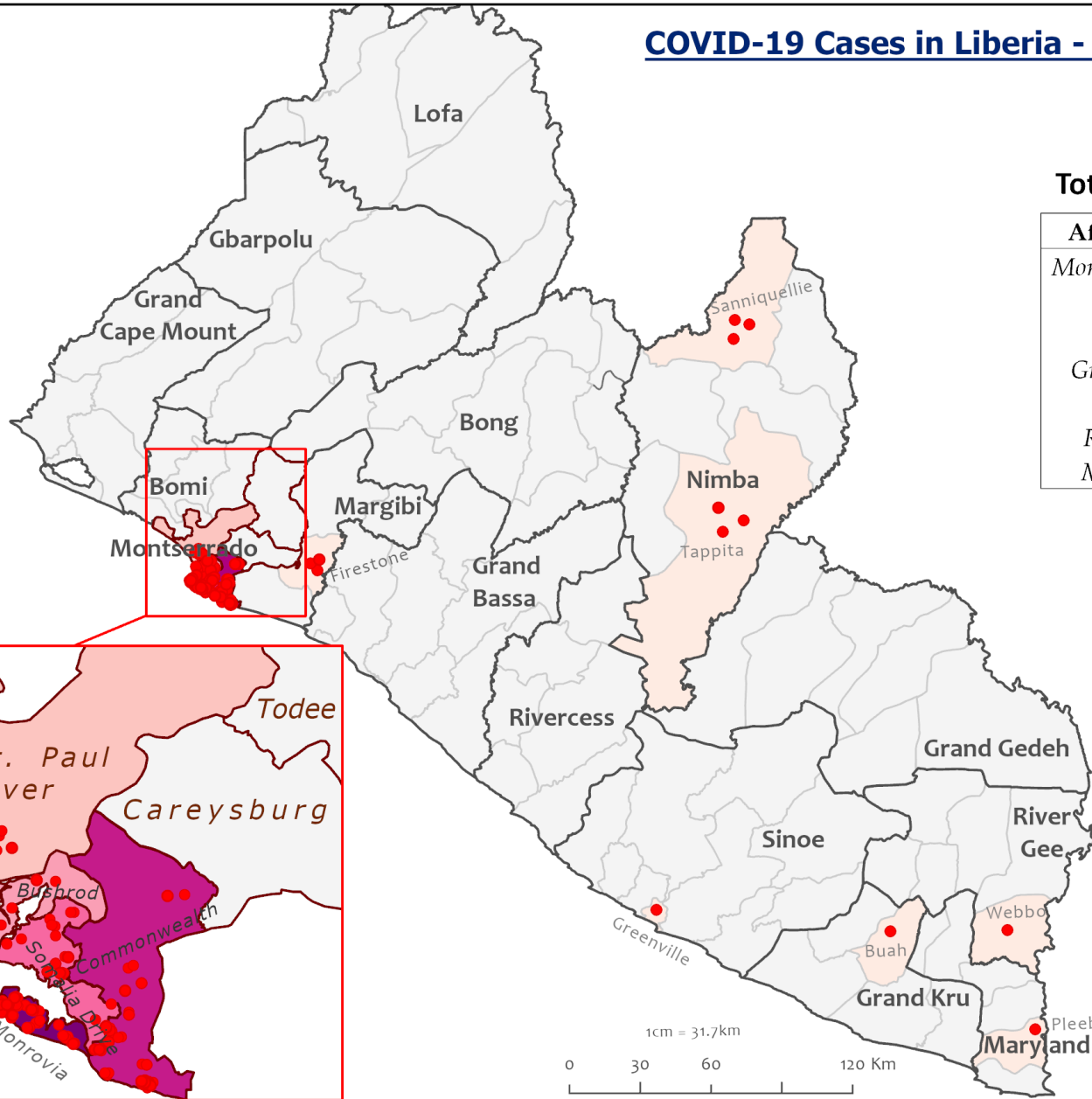
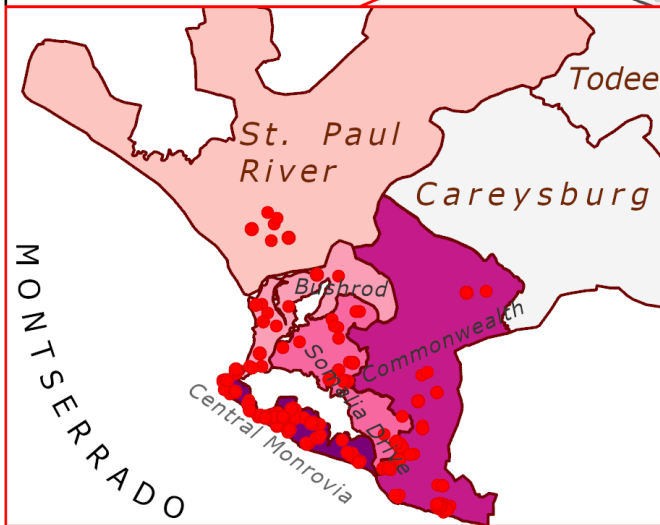
● Confirmed Cases

### Cases / District



**Total Cases: 158**

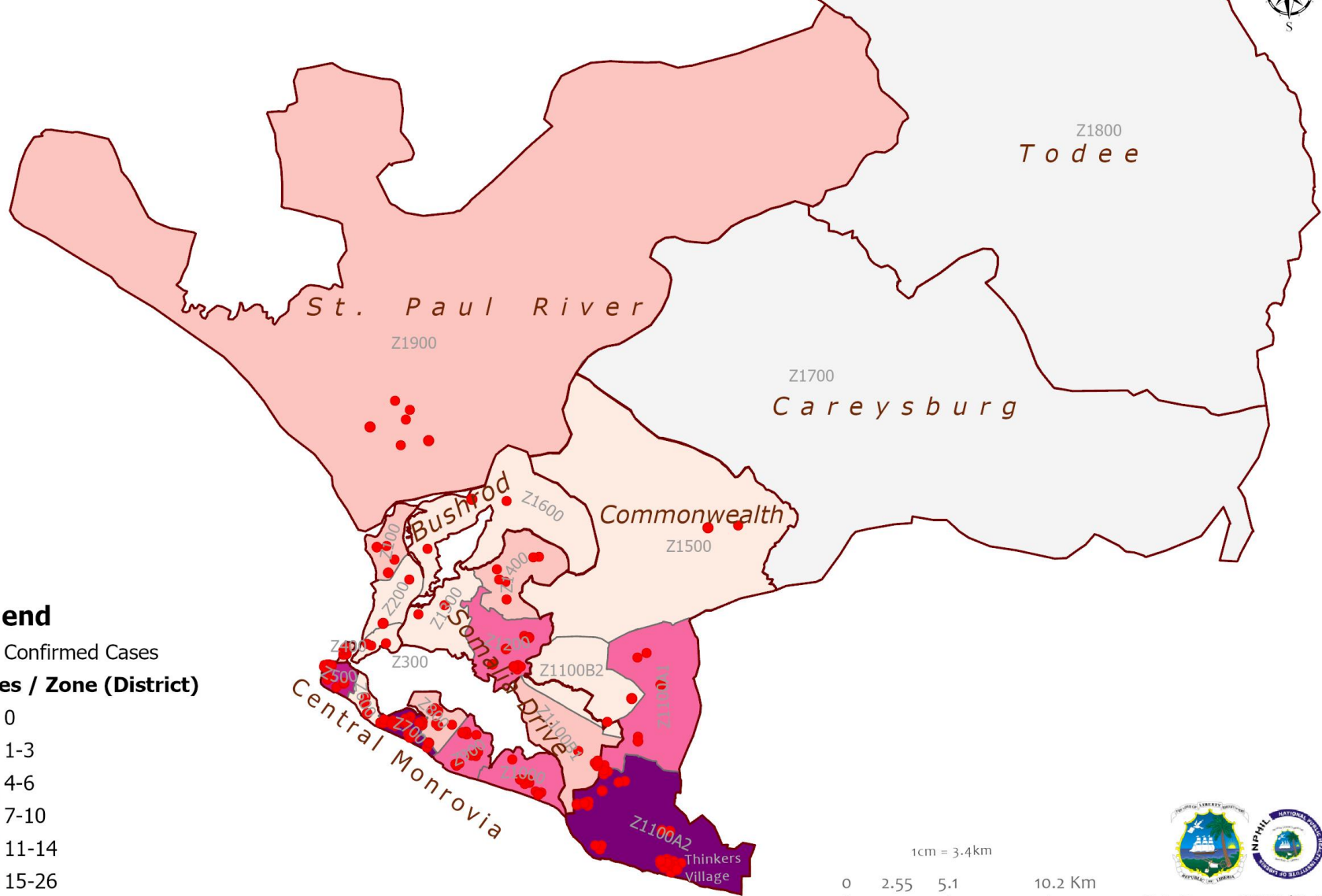
Affected Counties	
Montserrado	145
Nimba	6
Margibi	3
Grand Kru	1
Sinoe	1
River Gee	1
Maryland	1



Data Source: NPHIL/MoH



# COVID-19 Cases in Montserrado, Liberia - May 2, 2020

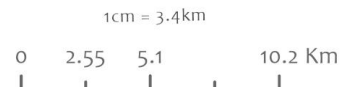


## Legend

● Confirmed Cases

### Cases / Zone (District)

- 0
- 1-3
- 4-6
- 7-10
- 11-14
- 15-26



Data Source: NPHIL/MoH

# Precautionary Observation Centers (POC): Admission and Discharges

County	Precautionary Observation Centers				Moved to Treatment
	New admissions	Currently in POC	Daily Discharges	Cumulative Discharges (not including transferred)	
Grand Kru	0	15	0	7	0
Maryland	0	23	0	0	0
Montserrado	0	44	8	17	0
Nimba	0	60	0	0	0
River Gee	0	0	0	0	0
Sinoe	0	0	0	0	0
<b>NATIONAL</b>	<b>0</b>	<b>142</b>	<b>8</b>	<b>24</b>	<b>0</b>

## Treatment Unit Daily Report – May 2, 2020

<b>14 Military Hospital Treatment Unit</b>					
<b>New admissions</b>	<b>Discharges</b>	<b>Cumulative Recoveries</b>	<b>Deaths</b>	<b>*Currently in treatment</b>	<b>Available Bed Occupancy (%)</b>
10	13	58	0	59	98%

\*58 confirmed patients + 1 special case = 59 total in treatment

# Admissions, Currently in Treatment, and Discharges

COVID-19 Treatment Units				
Treatment Unit	New admissions	Discharges	Cumulative Discharges	Currently in Treatment Unit
Rally Time Hospital, Grand Kru	0	0	0	1
Jackson F. Doe Hospital, Nimba	0	0	0	2
Pleebo Health Center, Maryland	0	0	0	1
River Gee	0	0	0	1
F. J. Grant Hospital, Sinoe	0	0	0	1
<b>Total</b>	<b>0</b>	<b>0</b>	<b>0</b>	<b>6</b>

## Laboratory Samples Evaluated – May 2, 2020

Laboratory	Total	New Positive	Repeat Positive	Initial Negative	Repeat Test Negative	Indeterminate
NPHRL	63	4	1	40	11	7
Total	63	4	1	40	11	7

# Summary of COVID-19 Contact Tracing in Response Counties

Indicators	Cumulative	Montserrado*	Margibi	Maryland	Grand Kru	River Gee	Nimba	Sinoe
Total contacts line listed	<b>1967 (87 new)</b>	1634	84	37	97	20	270	103
Number of health workers as contacts	<b>372 (0 new)</b>	256	67	15	0	1	24	15
Contacts became a case	<b>53 (0 new)</b>	50	1	0	1	0	0	0
Contacts completed 14 days	<b>1135 (51 new)</b>	996	0	0	8	0	138	0
Contacts under follow up	<b>789 (36 new)</b>	332	84	37	91	20	132	103

*\*Data reconciliation is currently ongoing in Montserrado thereby leading to incomplete information on the county record. The national team is closely working with the county to resolve on the completion of the data cleaning*

Thank you for Listening