



Liberia COVID-19 Daily Sitrep 54 (8th May 2020)

Demographic Breakdown (Gender & Age) of Confirmed COVID-19 Cases (March 16 – May 8, 2020)

County	<15 years		15 - 34		35 - 54		55+		All ages		Total Confirm
	M	F	M	F	M	F	M	F	M	F	
Gbarpolu	0	0	0	0	1	0	0	0	1	0	1
Grand Kru	0	0	1	0	0	0	0	0	1	0	1
Margibi	0	0	0	2	2	2	1	4	3	8	11
Maryland	0	0	1	0	0	0	0	0	1	0	1
Montserrado	8	9	30	19	54	19	27	11	119	58	177
Nimba	0	0	0	0	3	2	1	0	4	2	6
River Gee	0	0	0	0	1	0	0	0	1	0	1
Sinoe	0	0	0	0	1	0	0	0	1	0	1
National	8	9	32	21	61	23	29	15	131	68	199

Demographic Breakdown (Gender & Age) of Confirmed COVID-19 Deaths (March 16 – May 8, 2020)

County	<15 years		15 - 34		35 - 54		55+		All ages		Total Confirmed
	M	F	M	F	M	F	M	F	M	F	
Gbarpolu	0	0	0	0	1	0	0	0	1	0	1
Grand Kru	0	0	0	0	0	0	0	0	0	0	0
Margibi	0	0	0	0	0	0	0	1	0	1	1
Maryland	0	0	0	0	0	0	0	0	0	0	0
Montserrado	0	0	0	0	6	3	5	1	11	4	15
Nimba	0	0	0	0	1	1	1	0	2	1	3
River Gee	0	0	0	0	0	0	0	0	0	0	0
Sinoe	0	0	0	0	0	0	0	0	0	0	0
National	0	0	0	0	8	4	6	2	14	6	20

Summary of COVID-19 Deaths by Reporting County, Liberia, 16 Mar – 8 May 2020

County	DAILY REPORT								CUMULATIVE DEATHS
	New Suspected Deaths	Laboratory Confirmed Deaths						Confirmed Deaths on Contact List	
		COVID-19 Treatment Unit	Total in COVID-19 Treatment Unit	Health Facility	Total in Health Facility	Community	Total in Community		
Gbarpolu	0	0	0	0	1	0	0	0	1
Grand Kru	0	0	0	0	0	0	0	0	0
Maryland	0	0	0	0	0	0	0	0	0
Margibi	0	0	0	0	1	0	0	0	1
Montserrado	0	0	1	0	3	0	11	0	15
Nimba	0	0	0	0	2	0	1	0	3
River Gee	0	0	0	0	0	0	0	0	0
Sinoe	0	0	0	0	0	0	0	0	0
NATIONAL	0	0	1	0	7	0	12	0	20

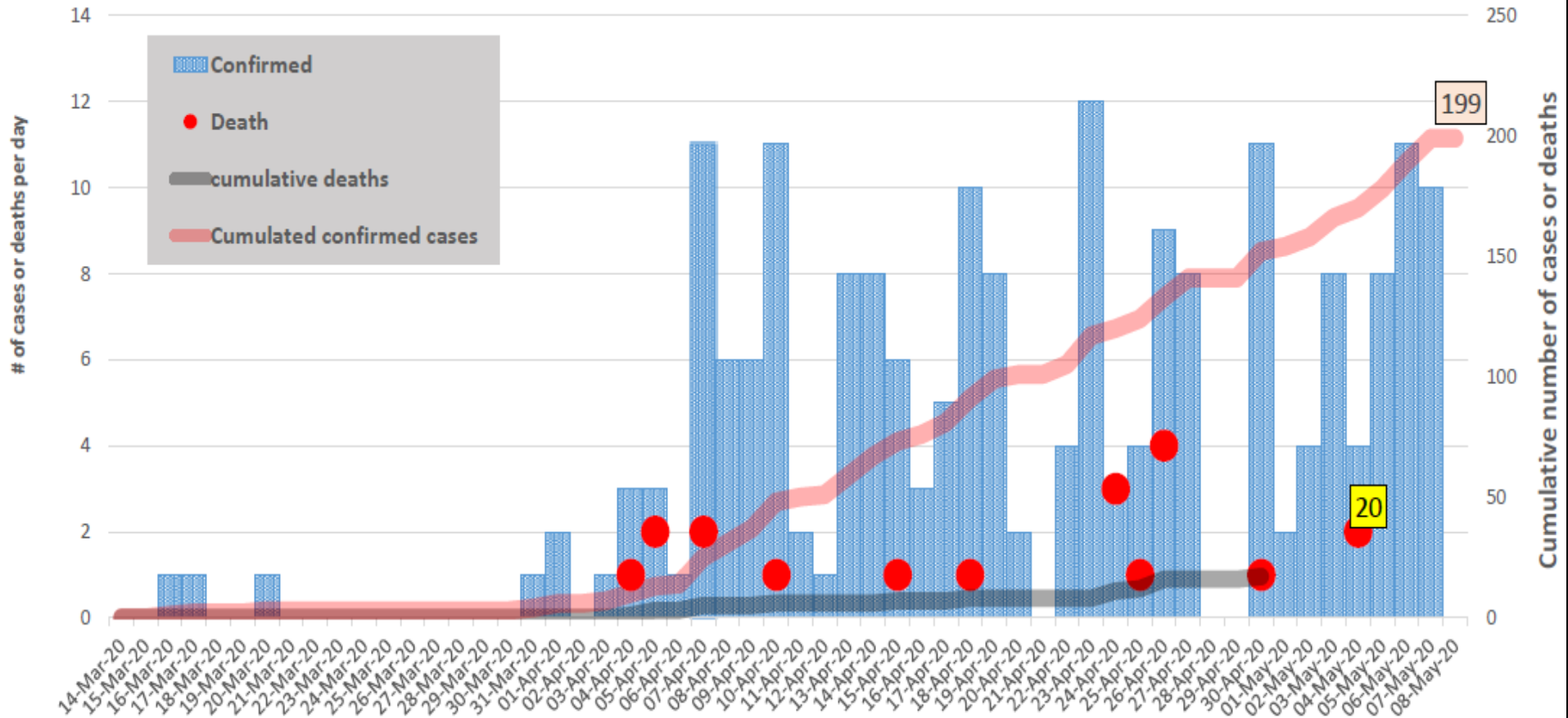
Daily and Cumulative Healthcare Worker (HCW) COVID-19 Cases and Deaths by County, Liberia, 16 Mar – 8 May 2020

County	DAILY REPORT						CUMULATIVE CASES (ALIVE & DEAD)	
	New Suspected & High Risk Cases (Alive)			New Suspect Death	Laboratory Confirmed Cases	Confirmed Cases on Contact List	Confirmed	Deaths
	Suspect	High Risk	Total					
Gbarpolu	0	0	0	0	0	0	0	0
Grand Kru	0	0	0	0	0	0	0	0
Margibi	0	0	0	0	0	0	1	1
Maryland	0	0	0	0	0	0	0	0
Montserrado	0	0	0	0	0	0	34	1
Nimba	0	0	0	0	0	0	0	0
River Gee	0	0	0	0	0	0	0	0
Sinoe	0	0	0	0	0	0	0	0
NATIONAL	0	0	0	0	0	0	35	2

Cadre Cases and Deaths by Health Care Workers (16 March – 8 May)

Cases	Deaths	Cases	Deaths	Cases	Deaths	Cases	Deaths	Cases	Deaths	Cases	Deaths	Cases	Deaths	Cases	Deaths
5	0	0	0	0	0	0	0	0	0	0	0	0	0	5	0
1	0	0	0	0	0	0	0	0	0	0	0	0	0	1	0
15	1	0	0	0	0	0	0	0	0	0	0	0	0	15	1
1	0	0	0	0	0	0	0	0	0	0	0	0	0	1	0
0	0	0	0	0	0	0	0	0	0	0	0	0	0	0	0
3	0	0	0	0	0	0	0	0	0	0	0	0	0	3	0
6	0	0	0	0	0	0	0	0	0	0	0	0	0	6	0
1	0	0	0	0	0	0	0	0	0	0	0	0	0	1	0
0	0	1	1	0	0	0	0	0	0	0	0	0	0	1	1
1	0	0	0	0	0	0	0	0	0	0	0	0		1	0
1	0	0	0	0	0	0	0	0	0	0	0	0	0	1	0
34	1	1	1	0	0	0	0	0	0	0	0	0	0	35	2

EPI-Curve of Confirmed Cases and Deaths

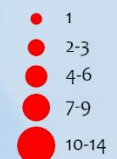


Communities within Clusters

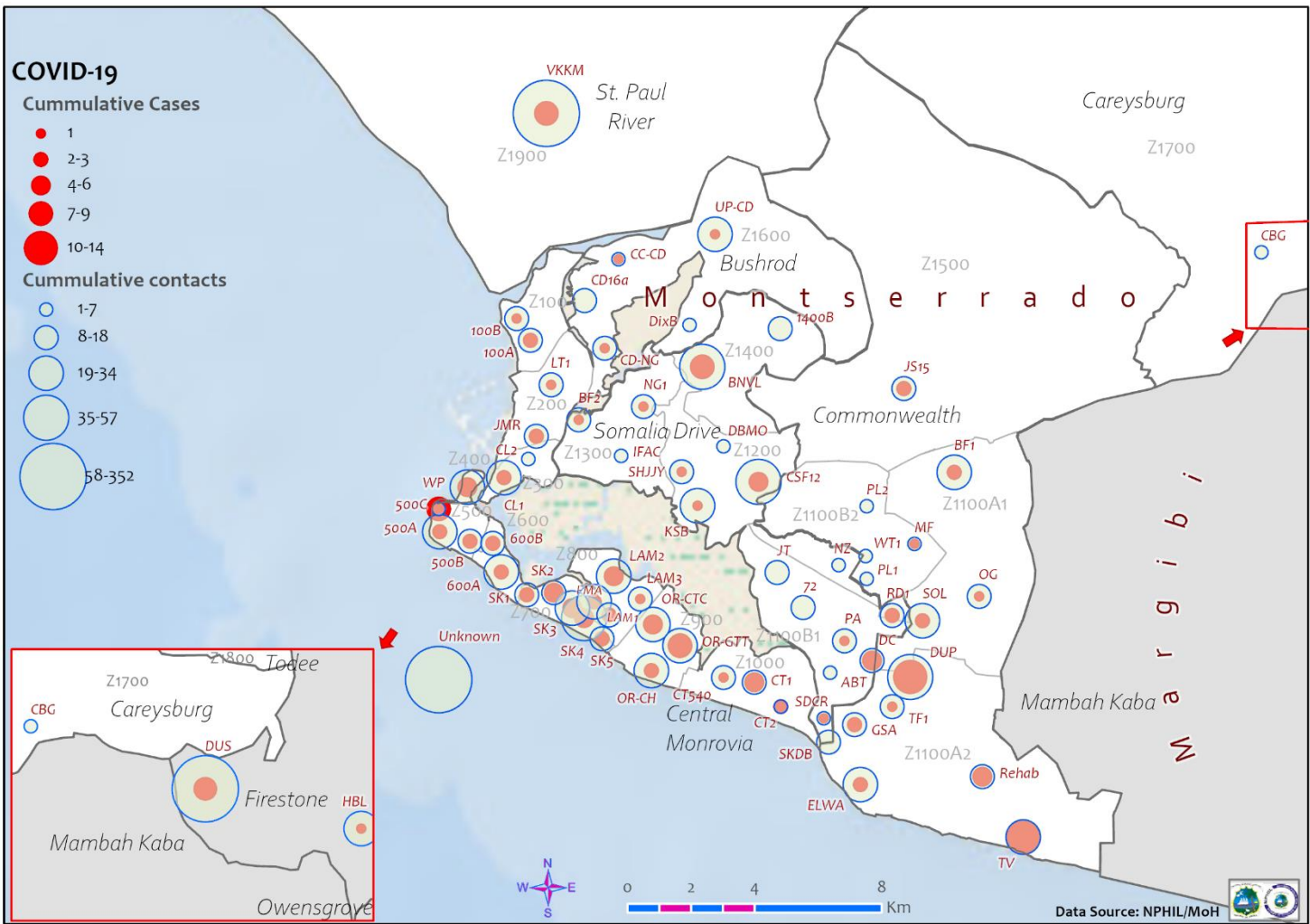
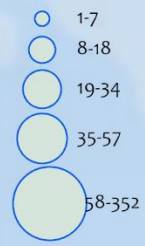
Cluster Code	Communities within Cluster	Cluster Code	Communities within Cluster	Cluster Code	Communities within Cluster
72	72nd community	DBMO	Day Break mouth Open/Shoe Factory	OR-CTC	Old Road - Chugbor-Togba Camp
100A	IslandClinic-Duala	DC	Ducor - Prince Johnson Community	OR-GTT	Old Road - Gaye to Tar Town
100B	New Kru Town	DixB	Dexville B	PA	Police Academy
1400B	Barnesville Kaba	DUP	Duport Road	PL1	Pipeline 1
500A	Mamba Point	DUS	Long Camp/Duside Village	PL2	Pipeline 2
500B	Lynch, Careys, Randall St.	ELWA	ELWA	RD1	Red Light
500C	Mechelin,Front,Waterside	FMA	Fiamah	Rehab	Rehab
600A	Bassa - Jallah Town	HBL	Harbel	RHC	ROCK Hole
600B	Broad/Warren Streets	GSA	GSA Road	SDCR	S.D. Cooper Road
ABT	A.B. Tolbert	IFAC	Iron Factory	SHJJY	Snow Hill/JJY
BF1	Barnard Farm	JMR	Jamaica Road	SK1	Streets 1-5 Sinkor
BF2	Battery Factory	JS15	Johnsonville	SK2	Streets 6-10 Sinkor
BNVL	Barnesville	JT	Jacob Town	SK3	Streets 11-15 Sinkor
CBG	Careysburg	KSB	Kessely Boulevard	SK4	Streets 16-20 Sinkor
CC-CD	Central Caldwell	LAM1	Airfield	SK5	Streets 21-24 Sinkor
CD16a	Caldwell	LAM2	Matadi	SKDB	SKD Boulevard
CD-NG	Caldwell New Georgia	LAM3	Larkpazee	SOL	Soul Clinic
CL1	Clara Town	LT1	Logan Town	TF1	Joe Bar/Tissue Factory
CL2	Peugeot Garrage - Cow Factory	MF	Morris Farm	TV	Thinkers Village
CSF12	Gardnersville/Chicken soup/Stephen Tolbert	NG1	New Georgia / New Georgia Estate	Unknown	Unnamed community
CT1	Congo Town (from Ministerial Complex), Pagos Island, Swankamore	NZ	Neezoe	UP-CD	Uperr Calwell
CT2	Congo Town back road	OG	Omega	VKKM	Brewerville -Vonzon,Kpallah,Mango,Kaivah
CT540	Nigeria House - Ministerial Complex	OR-CH	Old Road - Catholic Hospital	WP	West Point
				WT1	Wein Town

COVID-19

Cummulative Cases



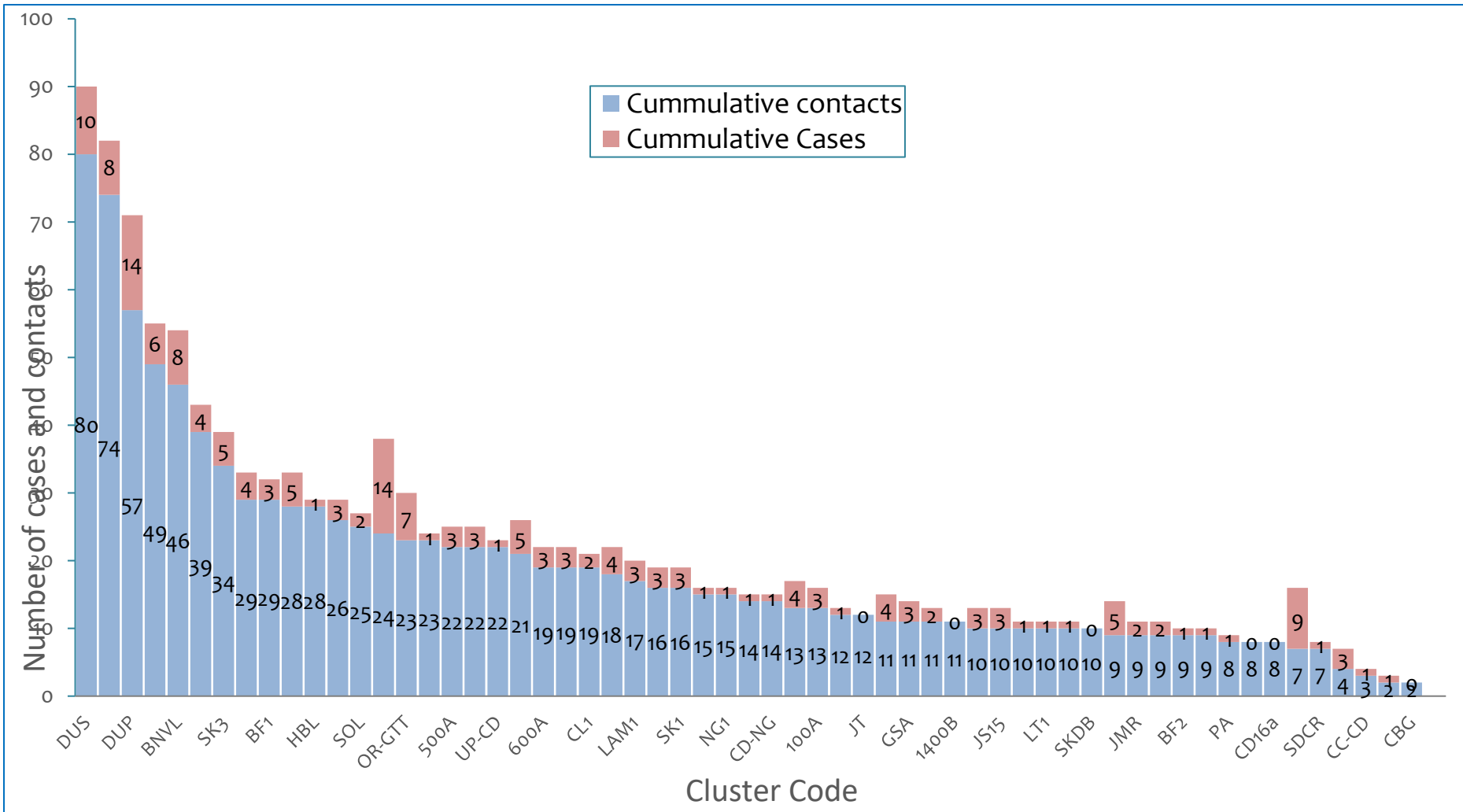
Cummulative contacts



Distribution of COVID-19 cases/contacts Clusters within communities in Montserrado and Margibi counties, Liberia
March 16 – May 7, 2020

Data Source: NPHIL/MoH

COVID-19 cases and contacts Clusters within communities in Montserrado and Margibi counties, Liberia: March 16 – May 7, 2020



Precautionary Observation Centers (POC): Admission and Discharges

County	Precautionary Observation Centers				Moved to Treatment
	New admissions	Currently in POC	Daily Discharges	Cumulative Discharges (not including transferred)	
Gbarpolu	0	0	0	0	0
Grand Kru	0	1	0	21	0
Maryland	0	23	0	0	0
Montserrado	4	42	0	23	0
Nimba*	0	12	0	5	0
River Gee	0	0	0	0	0
Sinoe	0	0	0	0	0
NATIONAL	4	78	0	49	0

**45 high risk contacts are being monitored outside of Precautionary Observation Center and currently only 12 within POC*

Treatment Unit Daily Report – May 8, 2020

14 Military Hospital Treatment Unit						
New admissions	Daily Discharges	Cumulative Recoveries	Daily Deaths	Cumulative Deaths	*Currently in treatment	Available Bed Occupancy (%)
2	4	83	0	1	56	93%

Demographic Breakdown of Cases at 14 Military Hospital											
Total Census	Total Adult	Total Children	Total Female	Total Male	Total Confirm	Others	Pregnant	Children			
								<1	1-5	6-10	11-17
56	47	9	22	34	56	0	1	0	2	2	5

Admissions, Currently in Treatment, and Discharges

COVID-19 Treatment Units				
Treatment Unit	New admissions	Discharges	Cumulative Discharges	Currently in Treatment Unit
Rally Time Hospital, Grand Kru	0	0	0	1
Jackson F. Doe Hospital, Nimba	0	0	0	1
Ganta Methodist Hospital, Nimba	0	0	0	1
Pleebo Health Center, Maryland	0	0	0	1
Fish Town Hospital, River Gee	0	0	0	1
F. J. Grant Hospital, Sinoe	0	0	0	1
Total	0	0	0	6

Laboratory Samples Evaluated – May 8, 2020

Laboratory	Total	New Positive	Repeat Positive	Initial Negative	Repeat Test Negative	Indeterminate
NPHRL	40	0	0	40	0	0
Total	40	0	0	40	0	0

Summary of COVID-19 Contact Tracing in Response Counties

Indicators	Cumulative	Montserrat	Margibi	Maryland	Grand Kru	River Gee	Nimba	Gbarpolu	Sinoe
Total contacts line listed	2321 (0 new)	1659	108	37	84	51	257	22	103
Number of health workers as contacts	379 (0 new)	256	67	15	0	1	24	1	15
Contacts became a case	64 (0 new)	54	9	0	1	0	0	0	0
Contacts completed 14 days	1334 (22 new)	1126	0	0	22	0	186	0	0
Contacts under follow up	892 (0 new)	348	108	37	91	51	132	22	103

**Data reconciliation is currently ongoing in Montserrat thereby leading to incomplete information on the county record. The national team is closely working with the county to resolve on the completion of the data cleaning*

Thank you for Listening