



# **Liberia COVID-19 Daily Sitrep 55 (9<sup>th</sup> May 2020)**

# Summary of COVID-19 Cases by Reporting County, Liberia, 16 Mar – 9 May 2020

County	DAILY REPORT					CUMULATIVE CASES
	New Suspected and High Risk Cases			Laboratory Confirmed Cases	Confirmed Cases on Contact List	
	Suspect	Risk	Total			
Gbarpolu	1	0	1	2	0	3
Grand Kru	1	0	1	0	0	1
Margibi	0	0	0	0	0	11
Maryland	0	0	0	0	0	1
Montserrado	0	0	0	3	0	180
Nimba	1	0	1	0	0	6
River Gee	0	0	0	0	0	1
Sinoe	0	0	0	0	0	1
<b>NATIONAL</b>	<b>3</b>	<b>0</b>	<b>3</b>	<b>5</b>	<b>0</b>	<b>204</b>

# Demographic Breakdown (Gender & Age) of Confirmed COVID-19 Cases (March 16 – May 9, 2020)

County	<15 years		15 - 34		35 - 54		55+		All ages		Total Confirm
	M	F	M	F	M	F	M	F	M	F	
Gbarpolu	1	1	0	0	1	0	0	0	2	1	3
Grand Kru	0	0	1	0	0	0	0	0	1	0	1
Margibi	0	0	0	2	2	2	1	4	3	8	11
Maryland	0	0	1	0	0	0	0	0	1	0	1
Montserrado	8	9	30	20	55	19	28	11	121	59	180
Nimba	0	0	0	0	3	2	1	0	4	2	6
River Gee	0	0	0	0	1	0	0	0	1	0	1
Sinoe	0	0	0	0	1	0	0	0	1	0	1
<b>National</b>	<b>8</b>	<b>9</b>	<b>32</b>	<b>22</b>	<b>62</b>	<b>23</b>	<b>30</b>	<b>15</b>	<b>134</b>	<b>70</b>	<b>204</b>

# Demographic Breakdown (Gender & Age) of Confirmed COVID-19 Deaths (March 16 – May 9, 2020)

County	<15 years		15 - 34		35 - 54		55+		All ages		Total Confirmed
	M	F	M	F	M	F	M	F	M	F	
Gbarpolu	0	0	0	0	1	0	0	0	1	0	1
Grand Kru	0	0	0	0	0	0	0	0	0	0	0
Margibi	0	0	0	0	0	0	0	1	0	1	1
Maryland	0	0	0	0	0	0	0	0	0	0	0
Montserrado	0	0	0	0	6	3	5	1	11	4	15
Nimba	0	0	0	0	1	1	1	0	2	1	3
River Gee	0	0	0	0	0	0	0	0	0	0	0
Sinoe	0	0	0	0	0	0	0	0	0	0	0
<b>National</b>	<b>0</b>	<b>0</b>	<b>0</b>	<b>0</b>	<b>8</b>	<b>4</b>	<b>6</b>	<b>2</b>	<b>14</b>	<b>6</b>	<b>20</b>

# Summary of COVID-19 Deaths by Reporting County, Liberia, 16 Mar – 9 May 2020

County	DAILY REPORT								CUMULATIVE DEATHS
	New Suspected Deaths	Laboratory Confirmed Deaths						Confirmed Deaths on Contact List	
		COVID-19 Treatment Unit	Total in COVID-19 Treatment Unit	Health Facility	Total in Health Facility	Community	Total in Community		
Gbarpolu	0	0	0	0	1	0	0	0	1
Grand Kru	0	0	0	0	0	0	0	0	0
Maryland	0	0	0	0	0	0	0	0	0
Margibi	0	0	0	0	1	0	0	0	1
Montserrado	0	0	1	0	3	0	11	0	15
Nimba	0	0	0	0	2	0	1	0	3
River Gee	0	0	0	0	0	0	0	0	0
Sinoe	0	0	0	0	0	0	0	0	0
<b>NATIONAL</b>	<b>0</b>	<b>0</b>	<b>1</b>	<b>0</b>	<b>7</b>	<b>0</b>	<b>12</b>	<b>0</b>	<b>20</b>

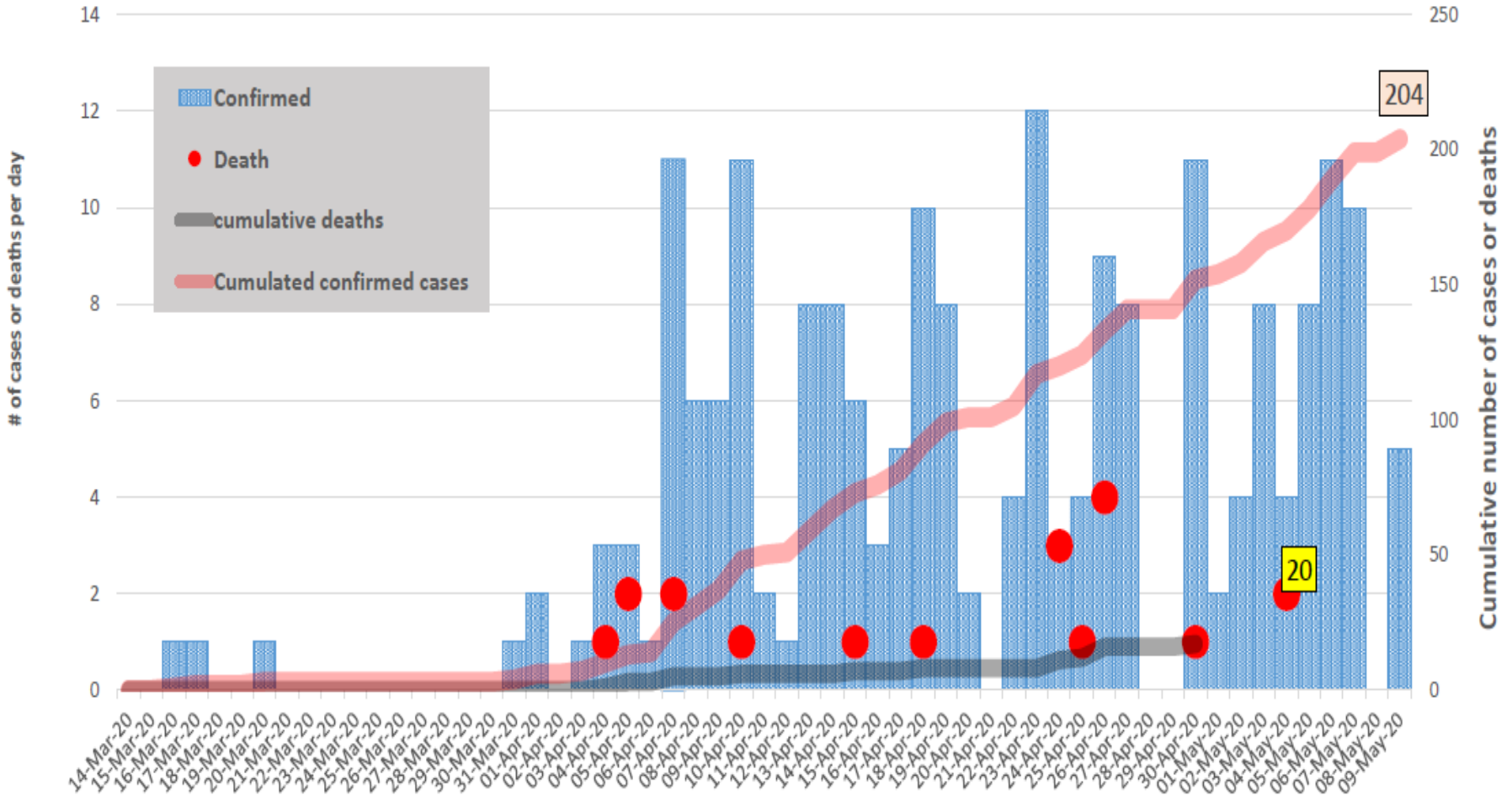
# Daily and Cumulative Healthcare Worker (HCW) COVID-19 Cases and Deaths by County, Liberia, 16 Mar – 9 May 2020

County	DAILY REPORT						CUMULATIVE CASES (ALIVE & DEAD)	
	New Suspected & High Risk Cases (Alive)			New Suspect Death	Laboratory Confirmed Cases	Confirmed Cases on Contact List	Confirmed	Deaths
	Suspect	High Risk	Total					
Gbarpolu	0	0	0	0	0	0	0	0
Grand Kru	0	0	0	0	0	0	0	0
Margibi	0	0	0	0	0	0	1	1
Maryland	0	0	0	0	0	0	0	0
Montserrado	0	0	0	0	0	0	34	1
Nimba	0	0	0	0	0	0	0	0
River Gee	0	0	0	0	0	0	0	0
Sinoe	0	0	0	0	0	0	0	0
<b>NATIONAL</b>	<b>0</b>	<b>0</b>	<b>0</b>	<b>0</b>	<b>0</b>	<b>0</b>	<b>35</b>	<b>2</b>

# Cadre Cases and Deaths by Health Care Workers (16 March – 9 May)

Health Care Worker Cadre	Montserratado		Margibi		Nimba		River Gee		Sinoe		Grand Kru		Gbarpolu		National (Total)	
	Cases	Deaths	Cases	Deaths	Cases	Deaths	Cases	Deaths	Cases	Deaths	Cases	Deaths	Cases	Deaths	Cases	Deaths
Doctors	5	0	0	0	0	0	0	0	0	0	0	0	0	0	5	0
Pharmacists	1	0	0	0	0	0	0	0	0	0	0	0	0	0	1	0
Nurses	15	1	0	0	0	0	0	0	0	0	0	0	0	0	15	1
Radiologist	1	0	0	0	0	0	0	0	0	0	0	0	0	0	1	0
Physician Assistants	0	0	0	0	0	0	0	0	0	0	0	0	0	0	0	0
Lab Technician	3	0	0	0	0	0	0	0	0	0	0	0	0	0	3	0
Environmental Health Technicians	6	0	0	0	0	0	0	0	0	0	0	0	0	0	6	0
Microbiologist	1	0	0	0	0	0	0	0	0	0	0	0	0	0	1	0
Epidemiologist	1	0	0	0	0	0	0	0	0	0	0	0	0	0	1	0
Dieticians	0	0	1	1	0	0	0	0	0	0	0	0	0	0	1	1
Psychosocial Worker	1	0	0	0	0	0	0	0	0	0	0	0	0	0	1	0
<b>Total:</b>	<b>34</b>	<b>1</b>	<b>1</b>	<b>1</b>	<b>0</b>	<b>0</b>	<b>0</b>	<b>0</b>	<b>0</b>	<b>0</b>	<b>0</b>	<b>0</b>	<b>0</b>	<b>0</b>	<b>35</b>	<b>2</b>

### EPI-Curve of Confirmed Cases and Deaths





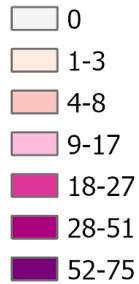
# COVID-19 Cases in Liberia - May 9, 2020



## Legend

● Confirmed Cases

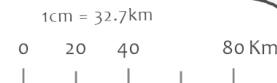
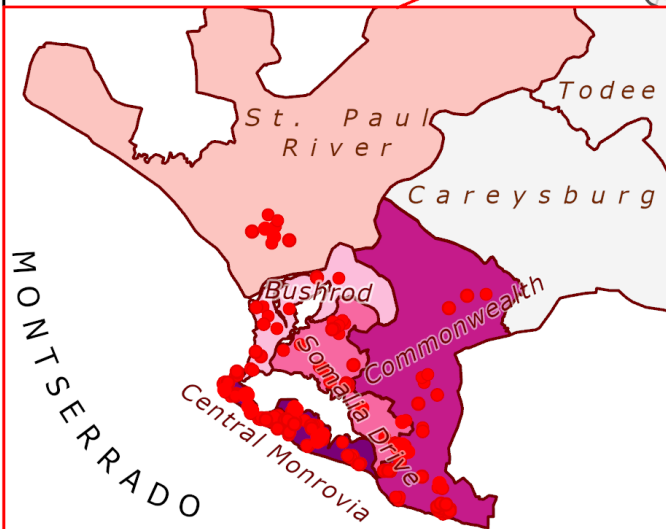
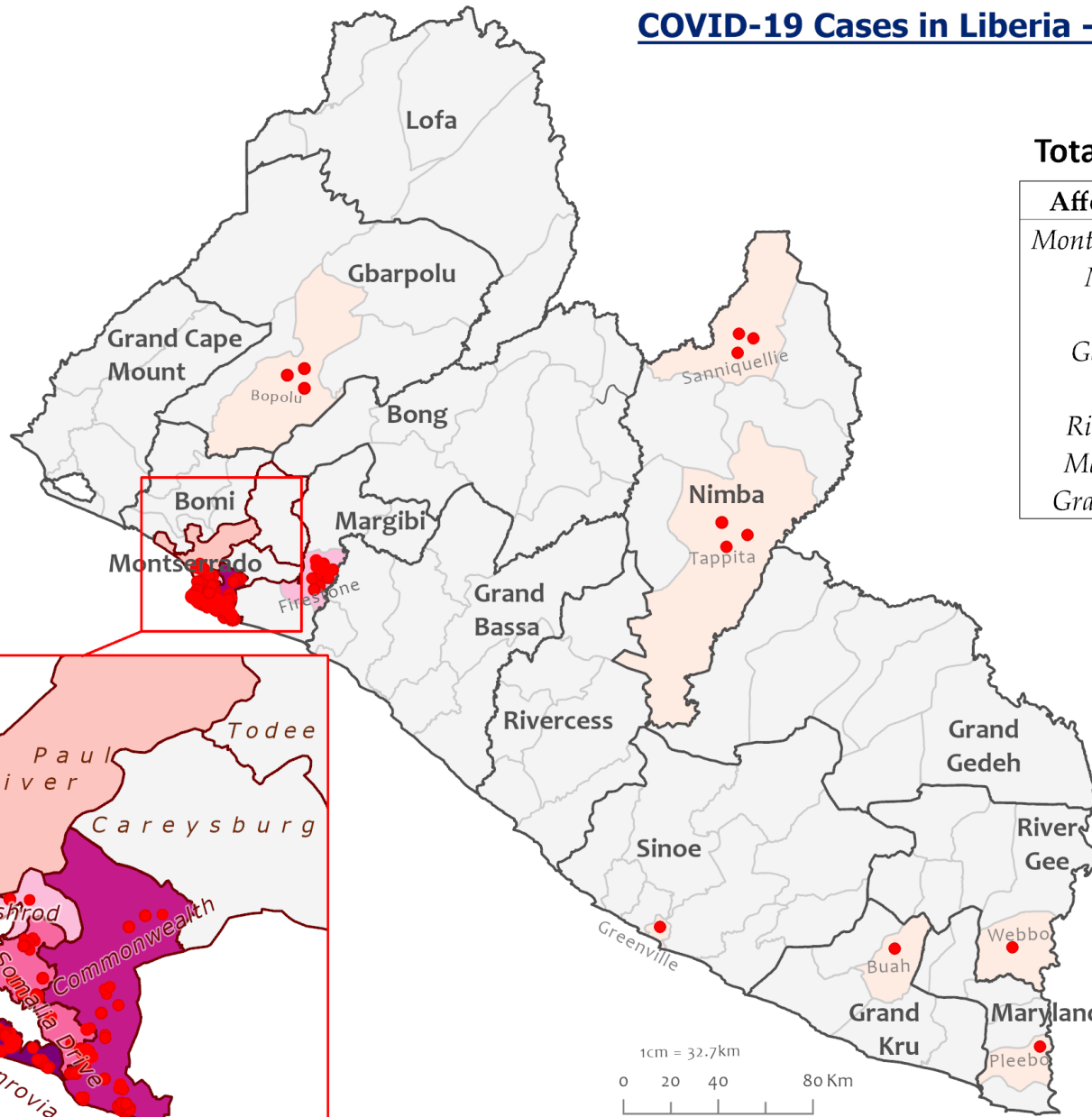
### Cases / District



**Total Cases: 204**

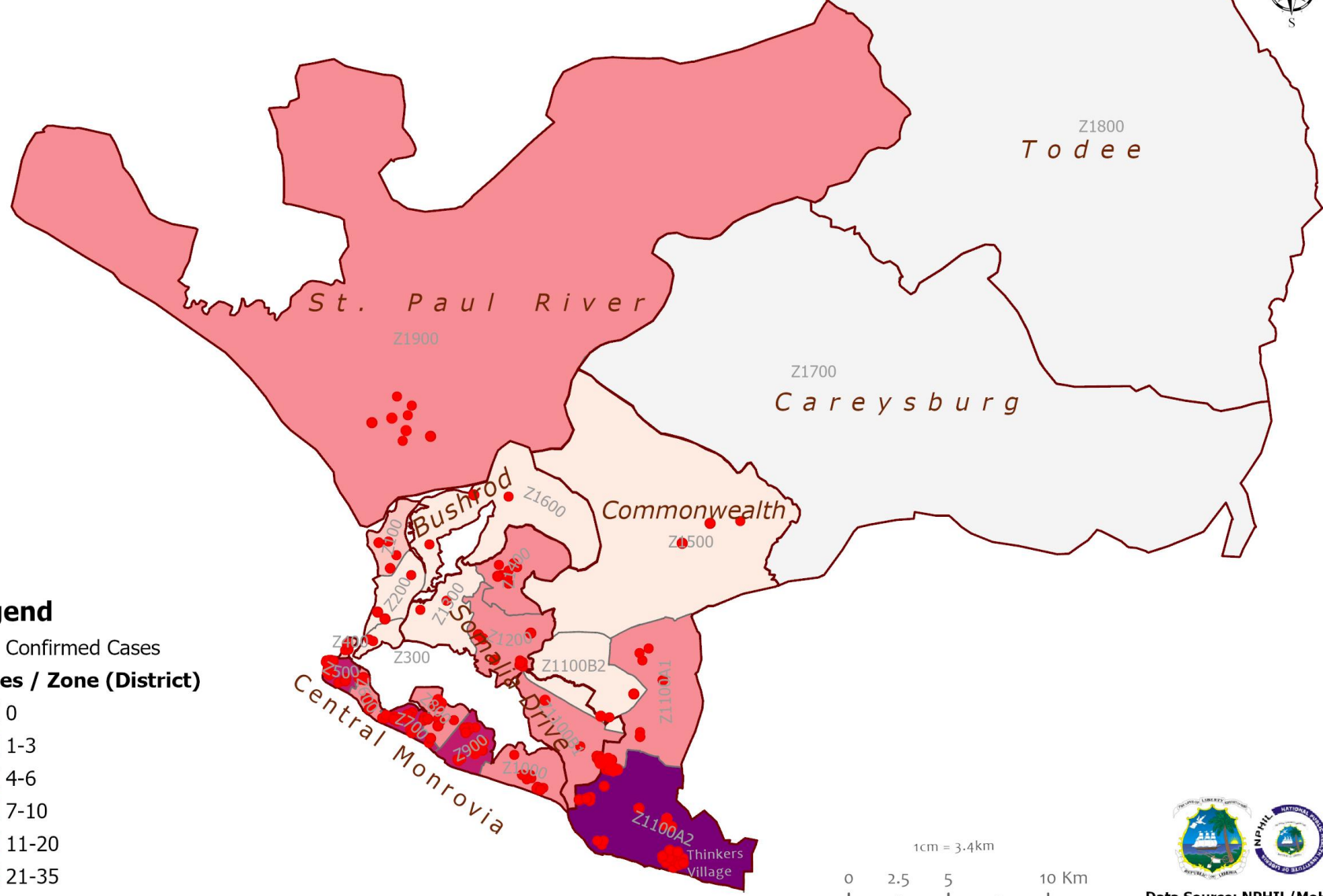
### Affected Counties

Montserrado	180
Margibi	11
Nimba	6
Gbarpolu	3
Sinoe	1
River Gee	1
Maryland	1
Grand Kru	1



Data Source: NPHIL/MoH

# COVID-19 Cases in Montserrado, Liberia - May 9, 2020




## Legend

● Confirmed Cases

### Cases / Zone (District)

- 0
- 1-3
- 4-6
- 7-10
- 11-20
- 21-35



Data Source: NPHIL/MoH

# Precautionary Observation Centers (POC): Admission and Discharges

County	Precautionary Observation Centers				Moved to Treatment
	New admissions	Currently in POC	Daily Discharges	Cumulative Discharges (not including transferred)	
Gbarpolu	0	0	0	0	0
Grand Kru	0	1	0	21	0
Maryland	0	23	0	0	0
Montserrado	4	42	0	23	0
Nimba*	0	12	0	5	0
River Gee	0	0	0	0	0
Sinoe	0	0	12	0	0
<b>NATIONAL</b>	<b>4</b>	<b>78</b>	<b>12</b>	<b>49</b>	<b>0</b>

*\*45 high risk contacts are being monitored outside of Precautionary Observation Center and currently only 12 within POC*

# Treatment Unit Daily Report – May 9, 2020

14 Military Hospital Treatment Unit						
New admissions	Daily Discharges	Cumulative Recoveries	Daily Deaths	Cumulative Deaths	*Currently in treatment	Available Bed Occupancy (%)
0	2	85	0	1	54	48%

Demographic Breakdown of Cases at 14 Military Hospital											
Total Census	Total Adult	Total Children	Total Female	Total Male	Total Confirm	Others	Pregnant	Children			
								<1	1-5	6-10	11-17
54	45	9	22	32	54	0	1	0	2	2	5

# Admissions, Currently in Treatment, and Discharges

## COVID-19 Treatment Units

Treatment Unit	New admissions	Discharges	Cumulative Discharges	Currently in Treatment Unit
Chief Jallahlone Hospital, Gbarpolu	0	0	0	0
Rally Time Hospital, Grand Kru	0	0	0	1
Jackson F. Doe Hospital, Nimba	0	0	0	1
Ganta Methodist Hospital, Nimba	0	0	0	1
Pleebo Health Center, Maryland	0	0	0	1
Fish Town Hospital, River Gee	0	0	0	1
F. J. Grant Hospital, Sinoe	0	0	0	1
<b>Total</b>	<b>0</b>	<b>0</b>	<b>0</b>	<b>6</b>

## Laboratory Samples Evaluated – May 9, 2020

Laboratory	Total	New Positive	Repeat Positive	Initial Negative	Repeat Test Negative	Indeterminate
NPHRL	64	5	2	47	8	2
<b>Total</b>	<b>64</b>	<b>5</b>	<b>2</b>	<b>47</b>	<b>8</b>	<b>2</b>

# Summary of COVID-19 Contact Tracing in Response Counties

Indicators	Cumulative	Montserrat	Margibi	Maryland	Grand Kru	River Gee	Nimba	Gbarpolu	Sinoe
Total contacts line listed	<b>2321 (0 new)</b>	1659	108	37	91	51	257	22	104
Number of health workers as contacts	<b>380 (1 new)</b>	256	67	15	0	1	24	2	15
Contacts became a case	<b>66 (2 new)</b>	54	9	0	1	0	0	2	0
Contacts completed 14 days	<b>1463 (129 new)</b>	1185	2	0	22	0	266	0	12
Contacts under follow up	<b>892 (0 new)</b>	348	106	37	84	51	132	22	104

*\*Data reconciliation is currently ongoing in Montserrat thereby leading to incomplete information on the county record. The national team is closely working with the county to resolve on the completion of the data cleaning*

Thank you for Listening