



Liberia COVID-19 Daily Sitrep 57 (11th May 2020)

Summary of COVID-19 Cases by Reporting County, Liberia, 16 Mar – 11 May 2020

County	DAILY REPORT					CUMULATIVE CASES	
	New Suspected and High Risk Cases			Laboratory Confirmed Cases	Confirmed Cases on Contact List		Confirmed
	Suspect	Risk	Total				
Gbarpolu	0	0	0	0	0	5	
Grand Kru	0	0	0	0	0	1	
Margibi	0	0	0	0	0	13	
Maryland	0	0	0	0	0	1	
Montserrado	0	0	0	1	0	184	
Nimba	0	0	0	0	0	6	
River Gee	0	0	0	0	0	1	
Sinoe	0	0	0	0	0	1	
NATIONAL	0	0	0	1	0	212	

Demographic Breakdown (Gender & Age) of Confirmed COVID-19 Cases (March 16 – May 11, 2020)

County	<15 years		15 - 34		35 - 54		55+		All ages		Total Confirm
	M	F	M	F	M	F	M	F	M	F	
Gbarpolu	1	1	0	0	1	1	1	0	3	2	5
Grand Kru	0	0	1	0	0	0	0	0	1	0	1
Margibi	0	0	0	2	2	3	2	4	4	9	13
Maryland	0	0	1	0	0	0	0	0	1	0	1
Montserrado	9	9	30	20	57	20	28	11	124	60	184
Nimba	0	0	0	0	3	2	1	0	4	2	6
River Gee	0	0	0	0	1	0	0	0	1	0	1
Sinoe	0	0	0	0	1	0	0	0	1	0	1
National	9	9	32	22	64	25	31	15	139	73	212

Demographic Breakdown (Gender & Age) of Confirmed COVID-19 Deaths (March 16 – May 11, 2020)

County	<15 years		15 - 34		35 - 54		55+		All ages		Total Confirmed
	M	F	M	F	M	F	M	F	M	F	
Gbarpolu	0	0	0	0	1	0	0	0	1	0	1
Grand Kru	0	0	0	0	0	0	0	0	0	0	0
Margibi	0	0	0	0	0	0	0	1	0	1	1
Maryland	0	0	0	0	0	0	0	0	0	0	0
Montserrado	0	0	0	0	6	3	5	1	11	4	15
Nimba	0	0	0	0	1	1	1	0	2	1	3
River Gee	0	0	0	0	0	0	0	0	0	0	0
Sinoe	0	0	0	0	0	0	0	0	0	0	0
National	0	0	0	0	8	4	6	2	14	6	20

Summary of COVID-19 Deaths by Reporting County, Liberia, 16 Mar – 11 May 2020

County	DAILY REPORT								CUMULATIVE DEATHS
	New Suspected Deaths	Laboratory Confirmed Deaths						Confirmed Deaths on Contact List	
		COVID-19 Treatment Unit	Total in COVID-19 Treatment Unit	Health Facility	Total in Health Facility	Community	Total in Community		
Gbarpolu	0	0	0	0	1	0	0	0	1
Grand Kru	0	0	0	0	0	0	0	0	0
Maryland	0	0	0	0	0	0	0	0	0
Margibi	0	0	0	0	1	0	0	0	1
Montserrado	0	0	1	0	3	0	11	0	15
Nimba	0	0	0	0	2	0	1	0	3
River Gee	0	0	0	0	0	0	0	0	0
Sinoe	0	0	0	0	0	0	0	0	0
NATIONAL	0	0	1	0	7	0	12	0	20

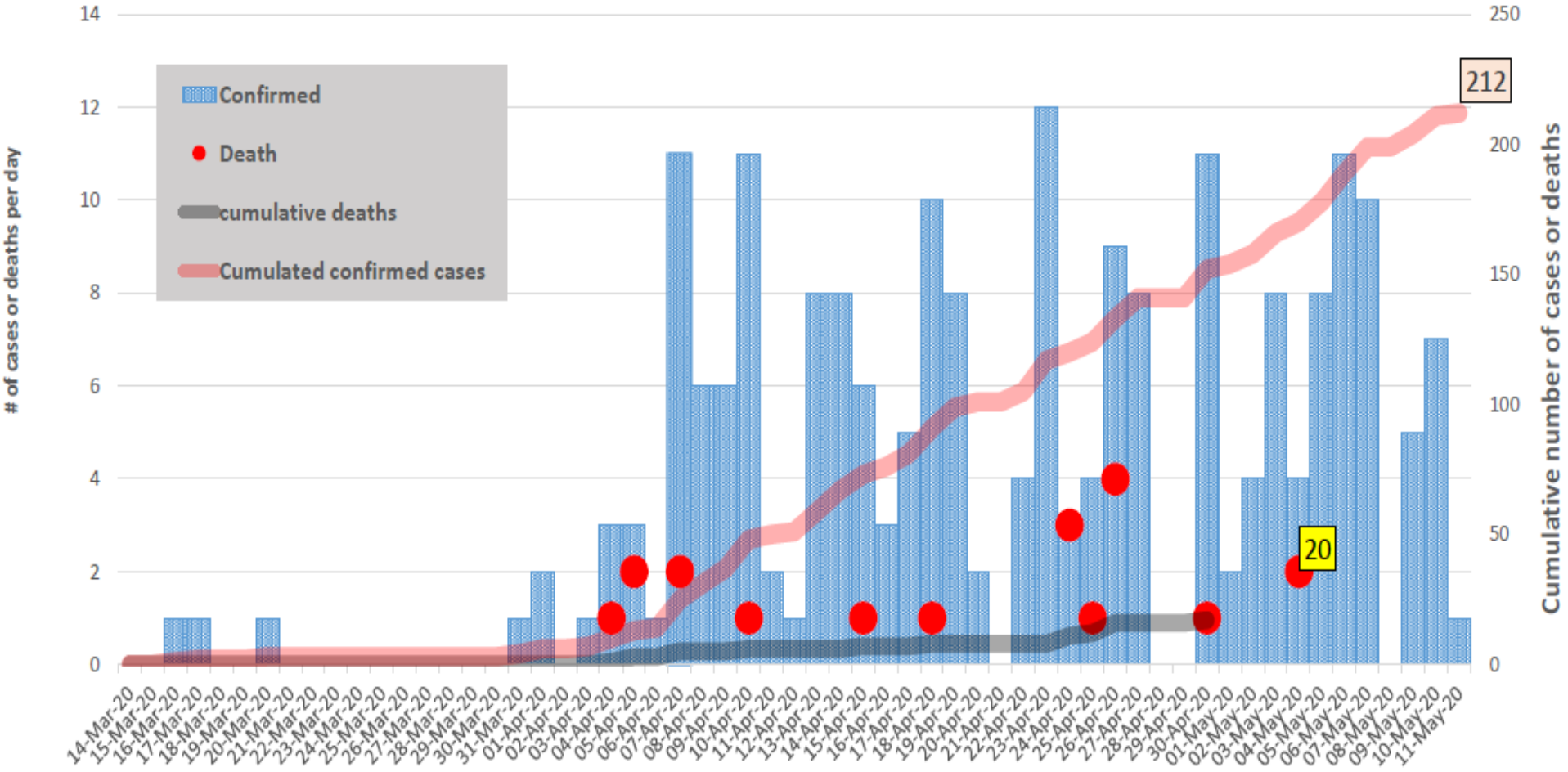
Daily and Cumulative Healthcare Worker (HCW) COVID-19 Cases and Deaths by County, Liberia, 16 Mar – 11 May 2020

County	DAILY REPORT						CUMULATIVE CASES (ALIVE & DEAD)	
	New Suspected & High Risk Cases (Alive)			New Suspect Death	Laboratory Confirmed Cases	Confirmed Cases on Contact List	Confirmed	Deaths
	Suspect	High Risk	Total					
Gbarpolu	0	0	0	0	0	0	0	0
Grand Kru	0	0	0	0	0	0	0	0
Margibi	0	0	0	0	0	0	8	1
Maryland	0	0	0	0	0	0	0	0
Montserrado	0	0	0	0	0	0	34	1
Nimba	0	0	0	0	0	0	0	0
River Gee	0	0	0	0	0	0	0	0
Sinoe	0	0	0	0	0	0	0	0
NATIONAL	0	0	0	0	0	0	42	2

Cadre Cases and Deaths by Health Care Workers (16 March – 11 May)

Health Care Worker Cadre	Montserratado		Margibi		Nimba		River Gee		Sinoe		Grand Kru		Gbarpolu		National (Total)	
	Cases	Deaths	Cases	Deaths	Cases	Deaths	Cases	Deaths	Cases	Deaths	Cases	Deaths	Cases	Deaths	Cases	Deaths
Doctors	5	0	0	0	0	0	0	0	0	0	0	0	0	0	5	0
Pharmacists	1	0	0	0	0	0	0	0	0	0	0	0	0	0	1	0
Nurses	15	1	2	0	0	0	0	0	0	0	0	0	0	0	17	1
Radiologist	1	0	0	0	0	0	0	0	0	0	0	0	0	0	1	0
Physician Assistants	0	0	0	0	0	0	0	0	0	0	0	0	0	0	0	0
Lab Technician	3	0	1	0	0	0	0	0	0	0	0	0	0	0	4	0
Environmental Health Technicians	6	0	0	0	0	0	0	0	0	0	0	0	0	0	6	0
Microbiologist	1	0	0	0	0	0	0	0	0	0	0	0	0	0	1	0
Epidemiologist	1	0	0	0	0	0	0	0	0	0	0	0	0	0	1	0
Dieticians	0	0	5	1	0	0	0	0	0	0	0	0	0	0	5	1
Psychosocial Worker	1	0	0	0	0	0	0	0	0	0	0	0	0	0	1	0
Total:	34	1	8	1	0	0	0	0	0	0	0	0	0	0	42	2

EPI-Curve of Confirmed Cases and Deaths



COVID-19 Cases in Liberia - May 11, 2020

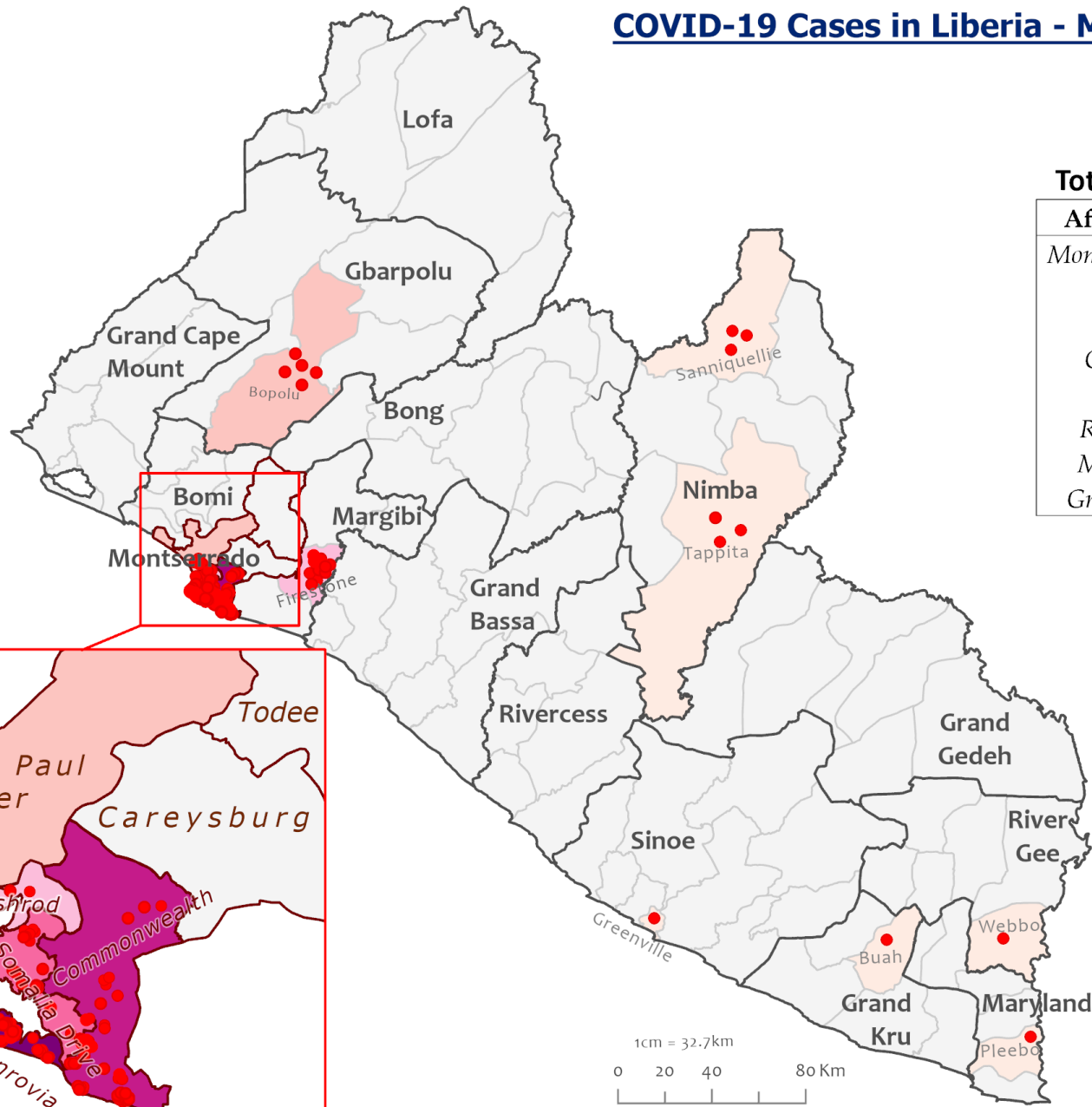
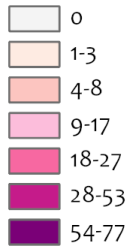


Legend

Confirmed Cases



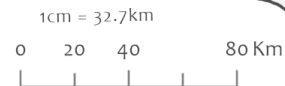
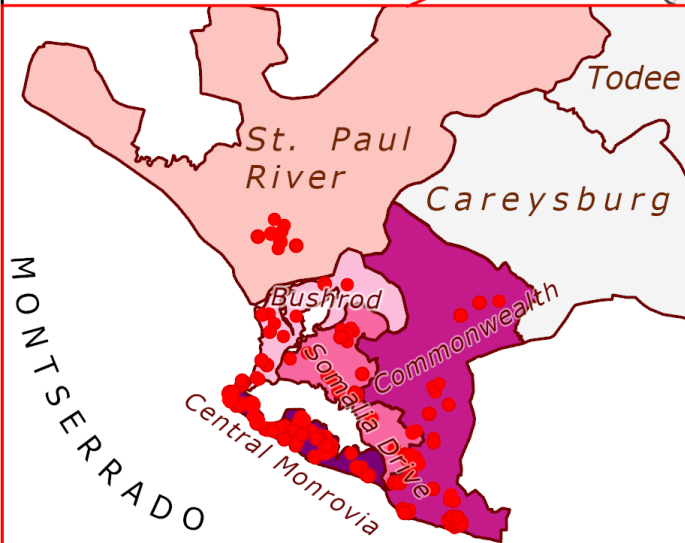
Cases / District



Total Cases: 212

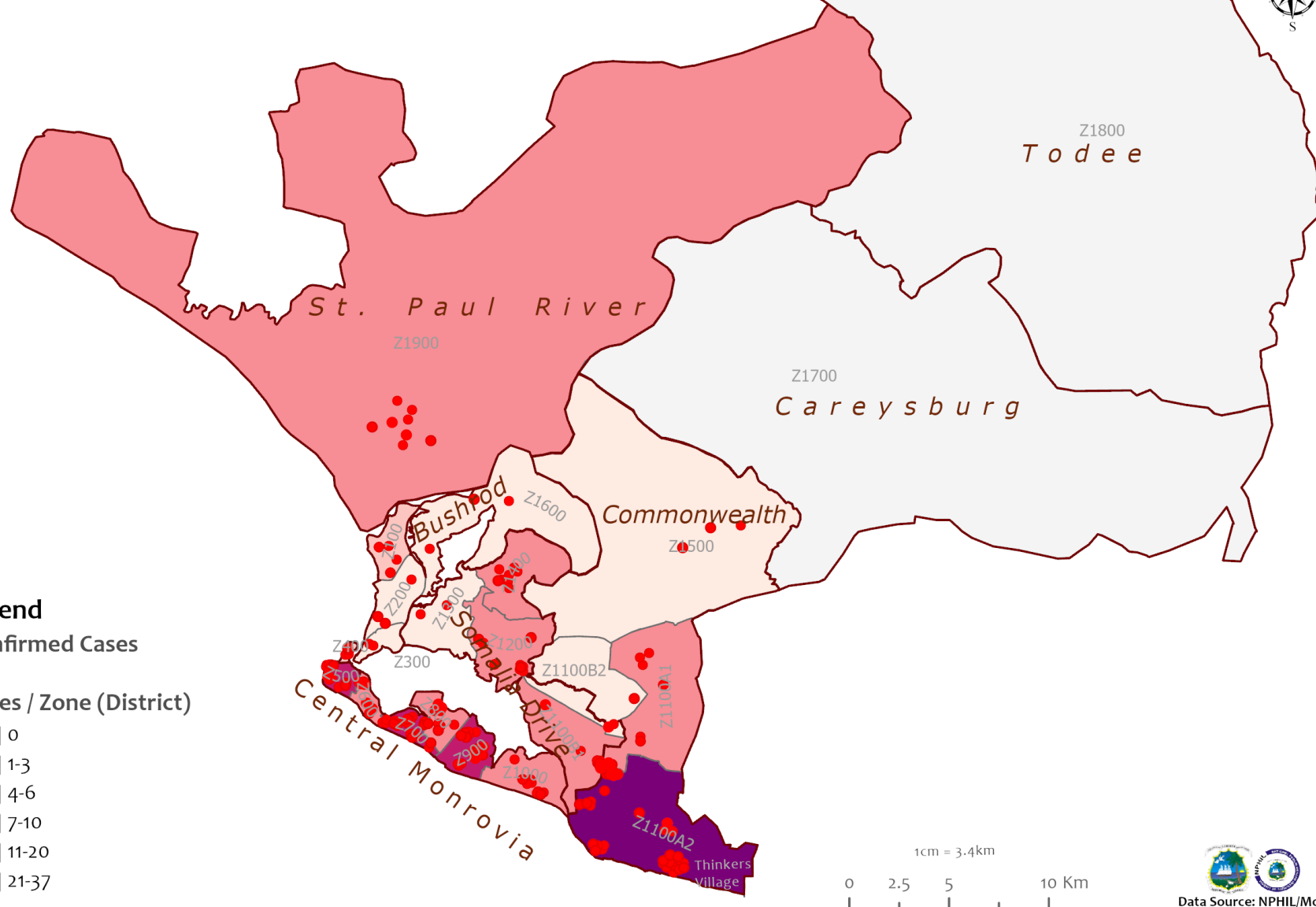
Affected Counties

Montserrado	184
Margibi	13
Nimba	6
Gbarpolu	5
Sinoe	1
River Gee	1
Maryland	1
Grand Kru	1



Data Source: NPHIL/MoH

COVID-19 Cases in Montserrado, Liberia - May 11, 2020



Legend

Confirmed Cases



Cases / Zone (District)

- 0
- 1-3
- 4-6
- 7-10
- 11-20
- 21-37

1cm = 3.4km



Data Source: NPHIL/MoH

Precautionary Observation Centers (POC): Admission and Discharges

County	Precautionary Observation Centers				Moved to Treatment
	New admissions	Currently in POC	Daily Discharges	Cumulative Discharges (not including transferred)	
Gbarpolu	0	0	0	0	0
Grand Kru	0	0	0	22	0
Margibi	0	0	0	0	0
Maryland	0	23	0	0	0
Montserrado	0	7	0	58	0
Nimba*	0	12	0	5	0
River Gee	0	0	0	0	0
Sinoe	0	0	0	12	0
NATIONAL	0	42	0	97	0

**45 high risk contacts are being monitored outside of Precautionary Observation Center and currently only 12 within POC*

Treatment Unit Daily Report – May 11, 2020

14 Military Hospital Treatment Unit						
New admissions	Daily Discharges	Cumulative Recoveries	Daily Deaths	Cumulative Deaths	*Currently in treatment	Available Bed Occupancy (%)
0	1	86	0	1	57	54.3%

Demographic Breakdown of Cases at 14 Military Hospital											
Total Census	Total Adult	Total Children	Total Female	Total Male	Total Confirm	Others	Pregnant	Children			
								<1	1-5	6-10	11-17
57	48	9	23	34	57	0	1	0	2	2	5

Admissions, Currently in Treatment, and Discharges

COVID-19 Treatment Units

Treatment Unit	New admissions	Discharges	Cumulative Discharges	Currently in Treatment Unit
Chief Jallahlone Hospital, Gbarpolu	0	0	0	0
Rally Time Hospital, Grand Kru	0	0	0	1
Jackson F. Doe Hospital, Nimba	0	0	0	1
Ganta Methodist Hospital, Nimba	0	0	0	1
Pleebo Health Center, Maryland	0	0	0	1
Fish Town Hospital, River Gee	0	0	0	1
F. J. Grant Hospital, Sinoe	0	0	0	1
Total	0	0	0	6

Laboratory Samples Evaluated – May 11, 2020

Laboratory	Total	New Positive	Repeat Positive	Initial Negative	Repeat Test Negative	Indeterminate
NPHRL	36	1	3	15	11	6
Total	36	1	3	15	11	6

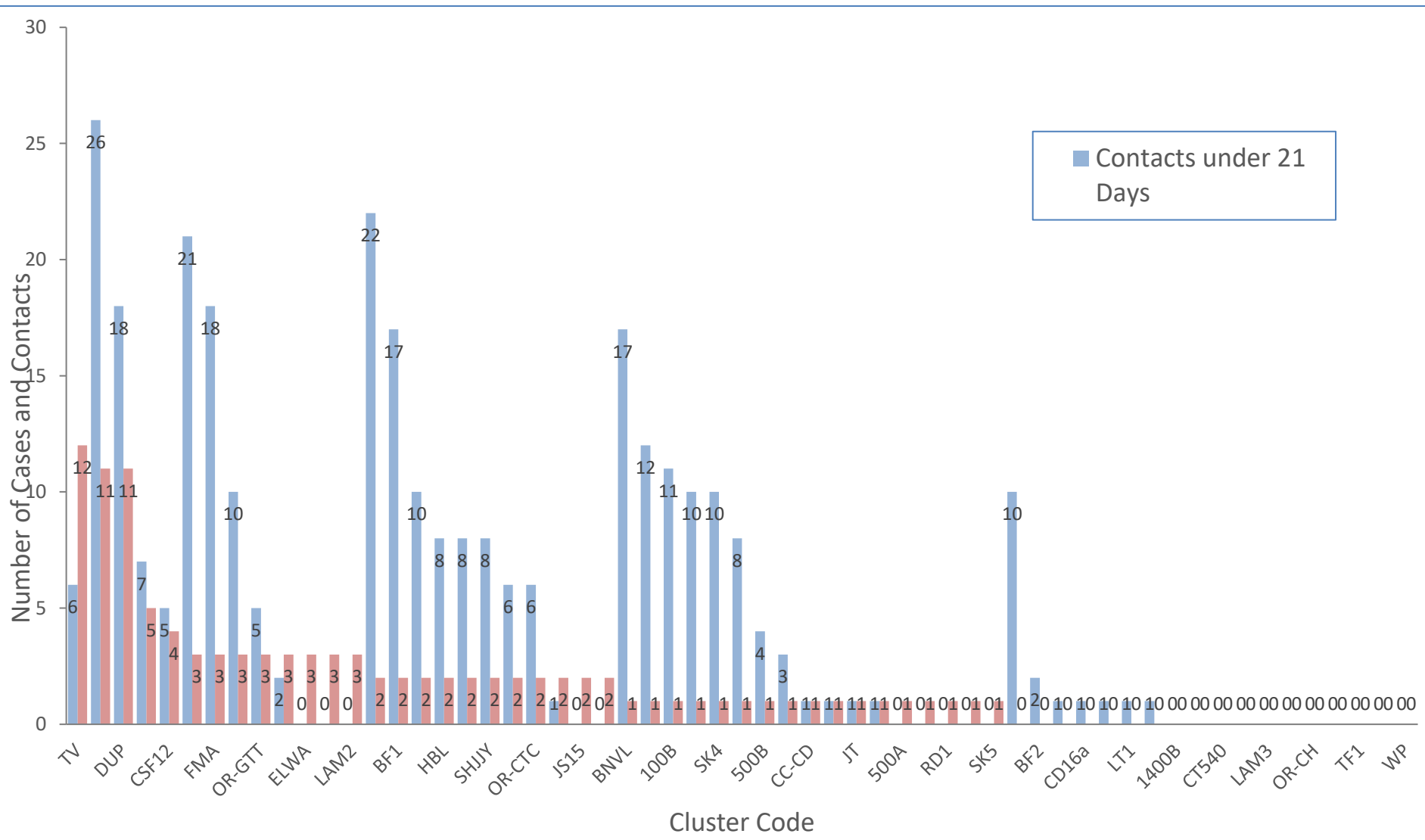
Summary of COVID-19 Contact Tracing in Response Counties

Indicators	Cumulative	Montserrado*	Margibi	Maryland	Grand Kru	River Gee	Nimba	Gbarpolu	Sinoe
Total contacts line listed	2401 (67 new)	1659	145	42	91	72	257	31	104
Number of health workers as contacts	381 (0 new)	256	67	15	0	1	24	3	15
Contacts became a case	70 (0 new)	54	11	0	1	0	0	4	0
Contacts completed 14 days	1563 (4 new)	1185	74	4	22	0	266	0	12
Contacts under follow up	876 (21 new)	348	71	38	84	72	132	27	104

**Data reconciliation is currently ongoing in Montserrado thereby leading to incomplete information on the county record. The national team is closely working with the county to resolve on the completion of the data cleaning*

COVID-19 Communities Clusters – Montserrado and Margibi

Last 21 Days: April 20 – May 10, 2020



Thank you for Listening