



# **Liberia COVID-19 Daily Sitrep 80 (03<sup>rd</sup> June 2020)**

# Summary of COVID-19 Cases by Reporting County, Liberia, 16 March – 03 June 2020

County	Laboratory Confirmed Cases	Confirmed Cases on Contact List	CUMULATIVE CASES
			Confirmed
Gbarpolu*	0	0	7
Grand Bassa	0	0	6
Grand Kru	0	0	1
Lofa	0	0	3
Margibi	0	0	25
Maryland	0	0	1
Montserrado	4	0	268
Nimba	0	0	7
River Gee	0	0	1
Sinoe	0	0	2
<b>NATIONAL</b>	<b>4</b>	<b>0</b>	<b>321</b>

*\*Based on Laboratory data, a case from Gbarpolu County was reclassified. The case count has increased by one*

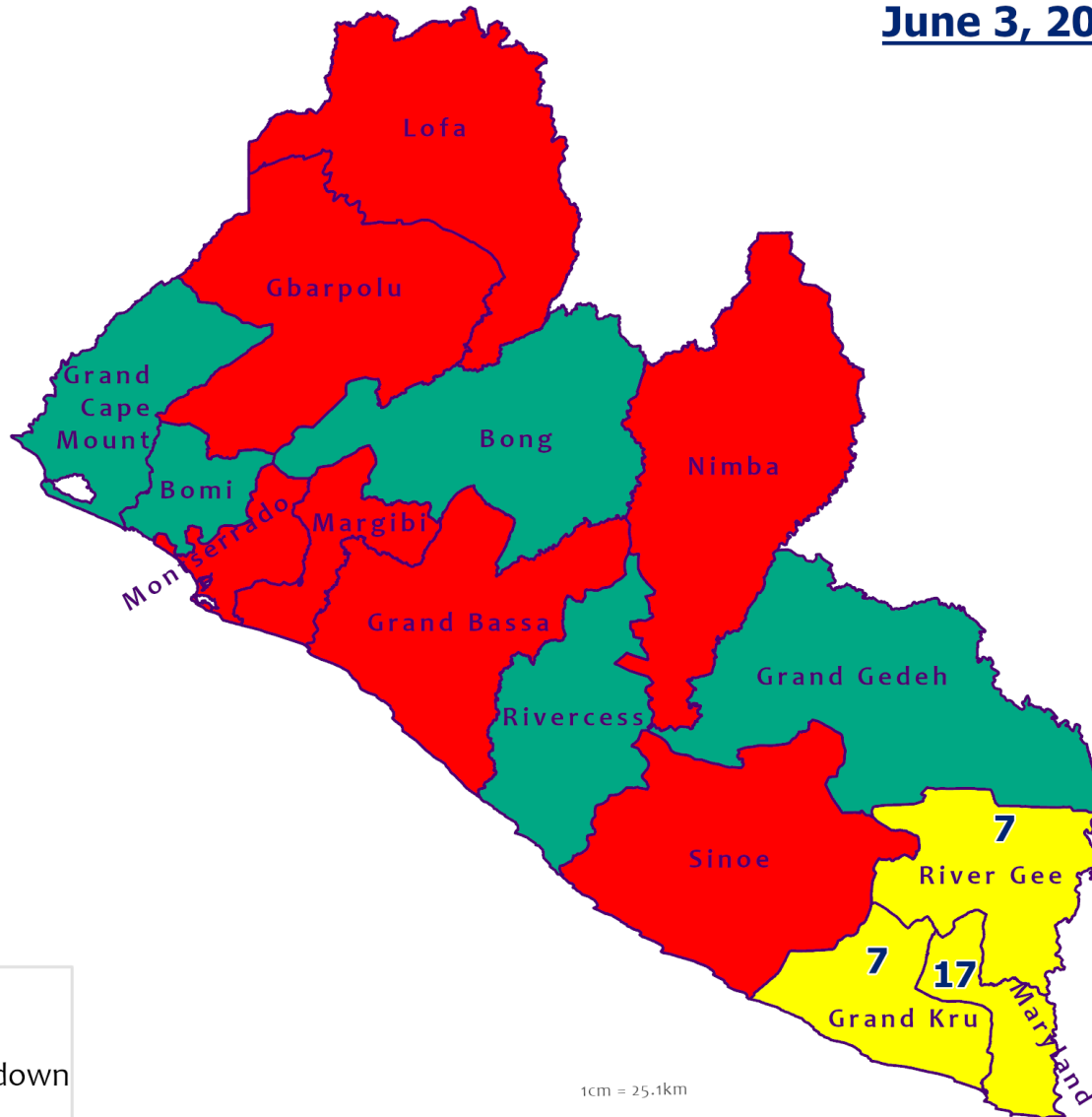
# Demographic Breakdown (Gender & Age) of Confirmed COVID-19 Cases (March 16 – 03 June 2020)

County	<15 years		15 - 34		35 - 54		55+		All ages		Total Confirmed
	M	F	M	F	M	F	M	F	M	F	
Gbarpolu	1	2	0	1	1	1	1	0	3	4	7
Grand Bassa	1	0	1	4	0	0	0	0	2	4	6
Grand Kru	0	0	1	0	0	0	0	0	1	0	1
Lofa	0	0	0	0	1	0	2	0	3	0	3
Margibi	2	1	0	5	5	4	4	4	11	14	25
Maryland	0	0	1	0	0	0	0	0	1	0	1
Montserrado	10	12	55	34	80	29	34	14	179	89	268
Nimba	0	0	0	0	4	2	1	0	5	2	7
River Gee	0	0	0	0	1	0	0	0	1	0	1
Sinoe	0	0	0	0	2	0	0	0	2	0	2
<b>National</b>	<b>14</b>	<b>15</b>	<b>58</b>	<b>44</b>	<b>94</b>	<b>36</b>	<b>42</b>	<b>18</b>	<b>208</b>	<b>113</b>	<b>321</b>



# Counties COVID-19 Status in Liberia

## June 3, 2020



### County Status

- Preparedness
- 28-Day Countdown
- Response

1cm = 25.1km

0 15 30 60 90

Kilometers



Data Source: NPHIL/MoH

# Demographic Breakdown (Gender & Age) of Confirmed COVID-19 Deaths (March 16 – 03 June 2020)

County	<15 years		15 - 34		35 - 54		55+		All ages		Total Confirmed
	M	F	M	F	M	F	M	F	M	F	
Gbarpolu	0	0	0	0	1	0	1	0	2	0	2
Grand Bassa	0	0	0	0	0	0	0	0	0	0	0
Grand Kru	0	0	0	0	0	0	0	0	0	0	0
Lofa	0	0	0	0	0	0	2	0	2	0	2
Margibi	0	0	0	0	0	0	0	1	0	1	1
Maryland	0	0	0	0	0	0	0	0	0	0	0
Montserrado	0	0	0	0	8	4	5	2	13	6	19
Nimba	0	0	0	0	2	1	1	0	3	1	4
River Gee	0	0	0	0	0	0	0	0	0	0	0
Sinoe	0	0	0	0	0	0	0	0	0	0	0
<b>National</b>	<b>0</b>	<b>0</b>	<b>0</b>	<b>0</b>	<b>11</b>	<b>5</b>	<b>9</b>	<b>3</b>	<b>20</b>	<b>8</b>	<b>28</b>

# Summary of COVID-19 Deaths by Reporting County, Liberia, 16 March – 03 June 2020

County	DAILY REPORT								Cumulative Deaths
	New Suspected Deaths	Laboratory Confirmed Deaths						Confirmed Deaths on Contact List	
		COVID-19 Treatment Unit	Total in COVID-19 Treatment Unit	Health Facility	Total in Health Facility	Community	Total in Community		
Gbarpolu	0	0	0	0	2	0	0	0	2
Grand Bassa	0	0	0	0	0	0	0	0	0
Grand Kru	0	0	0	0	0	0	0	0	0
Lofa	0	0	0	0	1	0	1	0	2
Maryland	0	0	0	0	0	0	0	0	0
Margibi	0	0	0	0	1	0	0	0	1
Montserrado	0	0	4	0	4	0	11	0	17
Nimba	0	0	0	0	3	0	1	0	4
River Gee	0	0	0	0	0	0	0	0	0
Sinoe	0	0	0	0	0	0	0	0	0
<b>National</b>	<b>0</b>	<b>0</b>	<b>4</b>	<b>0</b>	<b>11</b>	<b>0</b>	<b>13</b>	<b>0</b>	<b>28</b>

The Liberia Case Fatality rate (CFR) officially considered is for deaths that occurred among patients in care at the COVID-19 treatment units across the country. As of 1 June 2020, a total of 4 deaths have been recorded CFR=1.65%. The country is however keeping active surveillance on community deaths and deaths in non COVID-19 treatment health units.

# Daily and Cumulative Healthcare Worker (HCW) COVID-19 Cases and Deaths by County, Liberia, 16 March – 03 June 2020

County	DAILY REPORT						CUMULATIVE CASES (ALIVE & DEAD)	
	New Suspected & High Risk Cases (Alive)			New Suspect Death	Laboratory Confirmed Cases	Confirmed Cases on Contact List	Confirmed	Deaths
	Suspect	High Risk	Total					
Gbarpolu	0	0	0	0	0	0	1	1
Grand Bassa	0	0	0	0	0	0	0	0
Grand Kru	0	0	0	0	0	0	0	0
Lofa	0	0	0	0	0	0	0	0
Margibi	0	0	0	0	0	0	9	1
Maryland	0	0	0	0	0	0	0	0
Montserrado	0	0	0	0	0	0	35	1
Nimba	0	0	0	0	0	0	0	0
River Gee	0	0	0	0	0	0	0	0
Sinoe	0	0	0	0	0	0	0	0
<b>NATIONAL</b>	<b>0</b>	<b>0</b>	<b>0</b>	<b>0</b>	<b>0</b>	<b>0</b>	<b>45</b>	<b>3</b>

# Cadre Cases and Deaths by Health Care Workers (16 March – 03 June 2020)

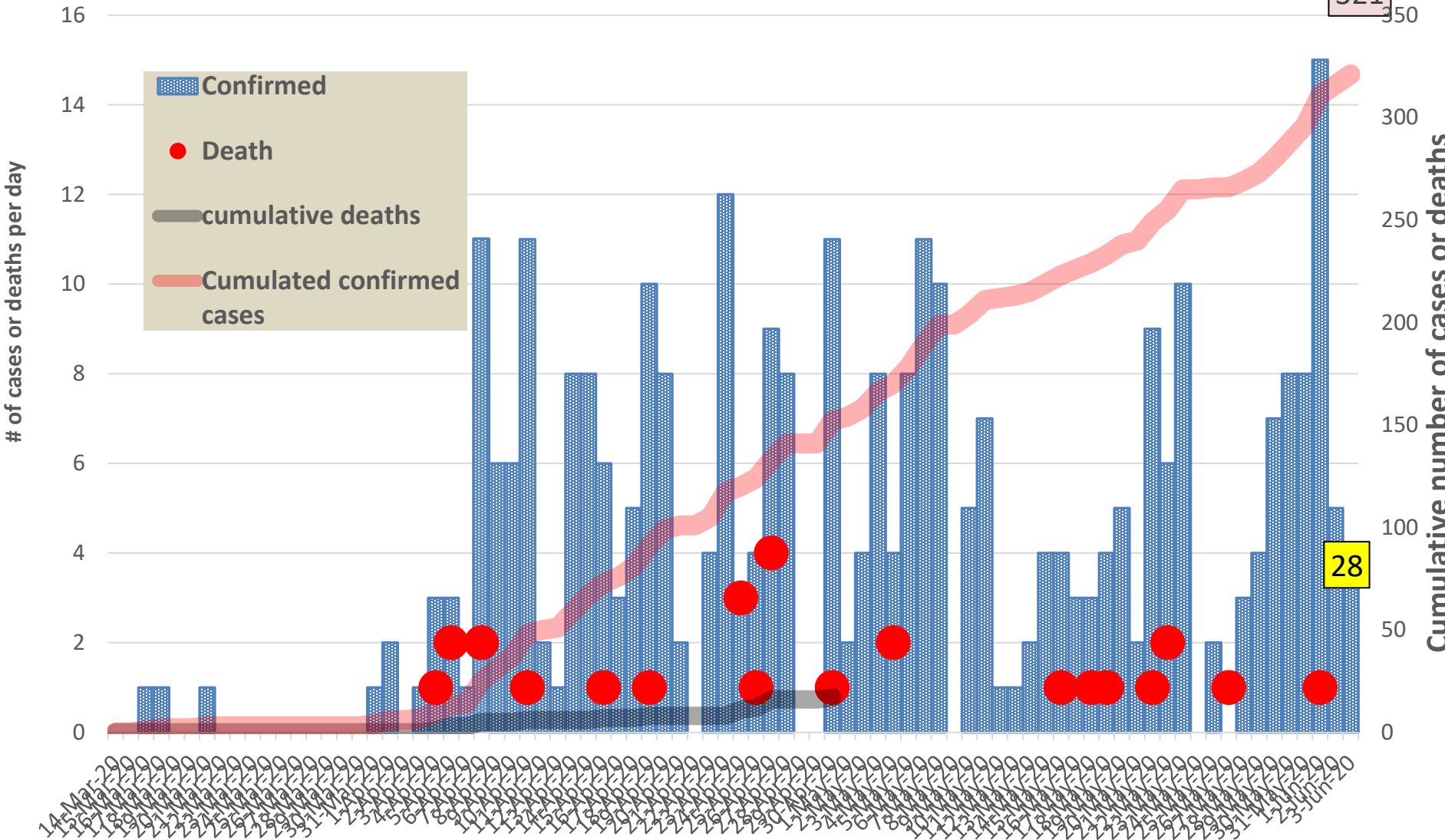
Health Care Worker Cadre	Montserrat		Margibi		Nimba		River Gee		Sinoe		Grand Kru		Gbarpolu		Lofa		Grand Bassa		National (Total)	
	Cases	Deaths	Cases	Deaths	Cases	Deaths	Cases	Deaths	Cases	Deaths	Cases	Deaths	Cases	Deaths	Cases	Deaths	Cases	Deaths	Cases	Deaths
Doctors	5	0	0	0	0	0	0	0	0	0	0	0	0	0	0	0	0	0	5	0
Pharmacists	1	0	0	0	0	0	0	0	0	0	0	0	0	0	0	0	0	0	1	0
Nurses	15	1	3	0	0	0	0	0	0	0	0	0	1	1	0	0	0	0	19	2
Radiologist	1	0	0	0	0	0	0	0	0	0	0	0	0	0	0	0	0	0	1	0
Physician Assistants	0	0	0	0	0	0	0	0	0	0	0	0	0	0	0	0	0	0	0	0
Lab Technician	4	0	1	0	0	0	0	0	0	0	0	0	0	0	0	0	0	0	5	0
Environmental Health Technicians	6	0	0	0	0	0	0	0	0	0	0	0	0	0	0	0	0	0	6	0
Microbiologist	1	0	0	0	0	0	0	0	0	0	0	0	0	0	0	0	0	0	1	0
Epidemiologist	1	0	0	0	0	0	0	0	0	0	0	0	0	0	0	0	0	0	1	0
Dieticians	0	0	5	1	0	0	0	0	0	0	0	0	0	0	0	0	0	0	5	1
Psychosocial Worker	1	0	0	0	0	0	0	0	0	0	0	0	0	0	0	0	0	0	1	0
<b>Total:</b>	<b>35</b>	<b>1</b>	<b>9</b>	<b>1</b>	<b>0</b>	<b>0</b>	<b>0</b>	<b>0</b>	<b>0</b>	<b>0</b>	<b>0</b>	<b>0</b>	<b>1</b>	<b>1</b>	<b>0</b>	<b>0</b>	<b>0</b>	<b>0</b>	<b>45</b>	<b>3</b>



# Suspected and High Risk Cases and Deaths (16 March – 03 June 2020)

County	New Suspected	Cumulative Suspected	New High Risk	Cumulative High Risk	New Suspected Deaths	Cumulative Suspected Deaths
<b>Montserrado</b>	482	2575			2	70
<b>Margibi</b>	1	3	0	24	0	1
<b>Maryland</b>	1	15	0	12	0	2
<b>River Gee</b>	0	5	0	8	0	0
<b>Lofa</b>	1	23	0	33	1	22
<b>Sinoe</b>	0	29	0	43	0	1
<b>Grand Kru</b>	0	13	0	21	0	1
<b>Gbarpolu</b>	0	9	0	6	0	0
<b>Grand Bassa</b>	0	40	0	29	0	0
<b>Nimba</b>	0	47	0	84	0	10
<b>National</b>	<b>485</b>	<b>2759</b>	<b>0</b>	<b>260</b>	<b>3</b>	<b>107</b>

# EPI-Curve of Confirmed Cases and Deaths



# COVID-19 Cases in Liberia - June 3, 2020

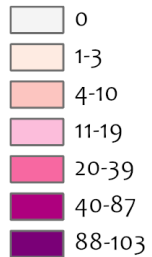


## Legend

Confirmed Cases

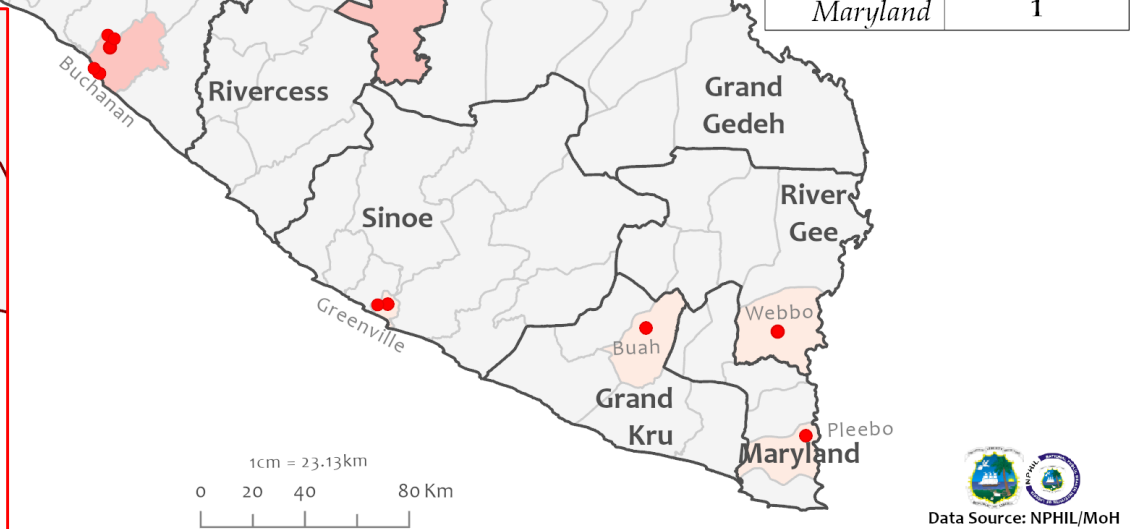
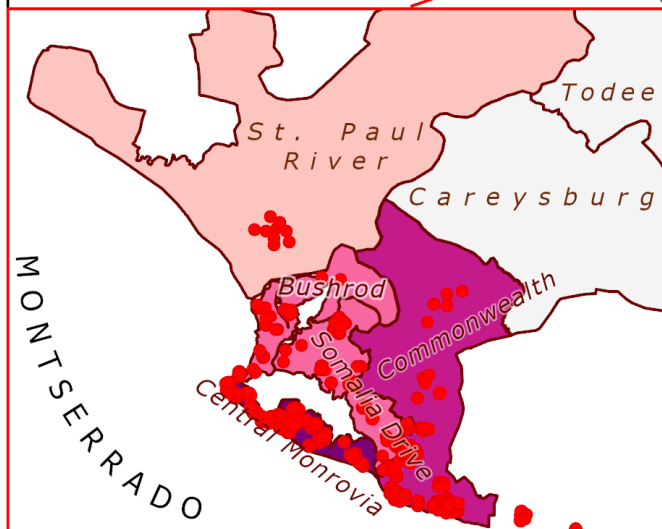


Cases / District



**Total Cases: 321**

Affected Counties	Cumulative Cases
Montserrado	268
Margibi	25
Nimba	7
Gbarpolu	7
Grand Bassa	6
Lofa	3
Sinoe	2
Grand Kru	1
River Gee	1
Maryland	1



Data Source: NPHIL/MoH

# COVID-19 Cases in Montserrado, Liberia - June 3, 2020



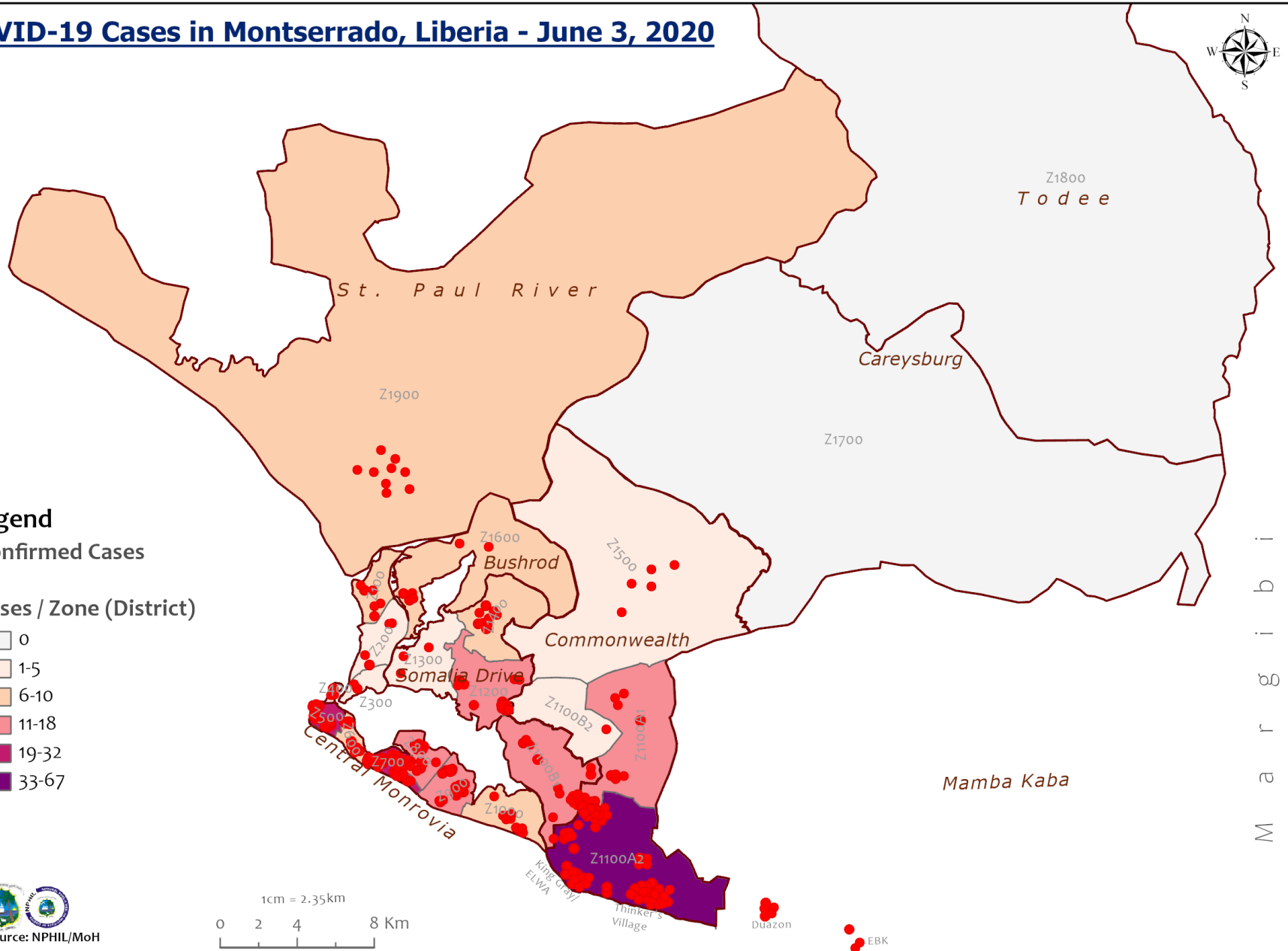
## Legend

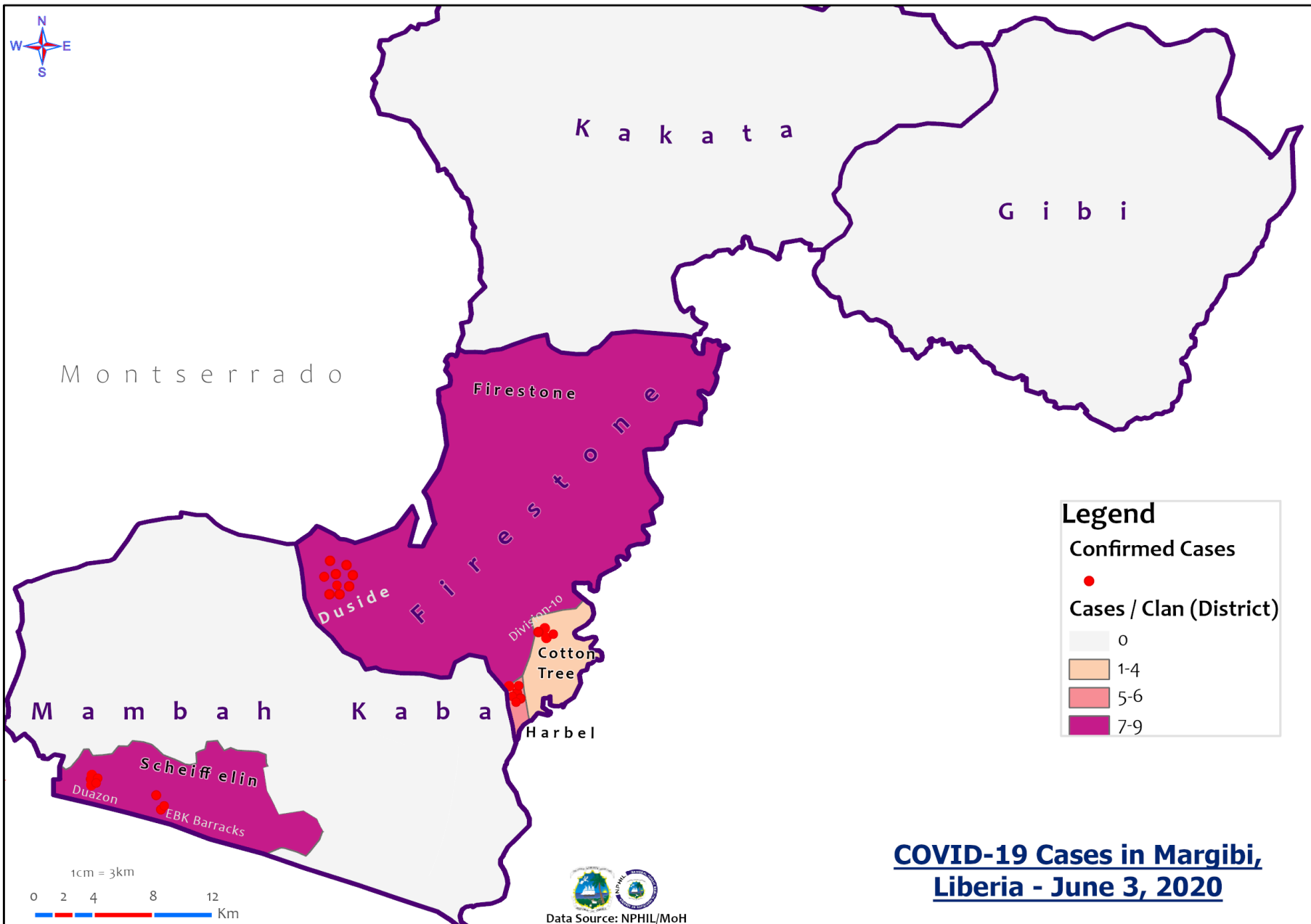
Confirmed Cases



Cases / Zone (District)

- 0
- 1-5
- 6-10
- 11-18
- 19-32
- 33-67





**COVID-19 Cases in Margibi, Liberia - June 3, 2020**



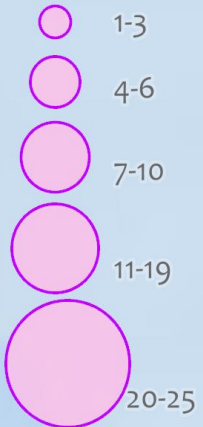
Data Source: NPHIL/MoH

# COVID-19 Clusters - Montserrado and Margibi

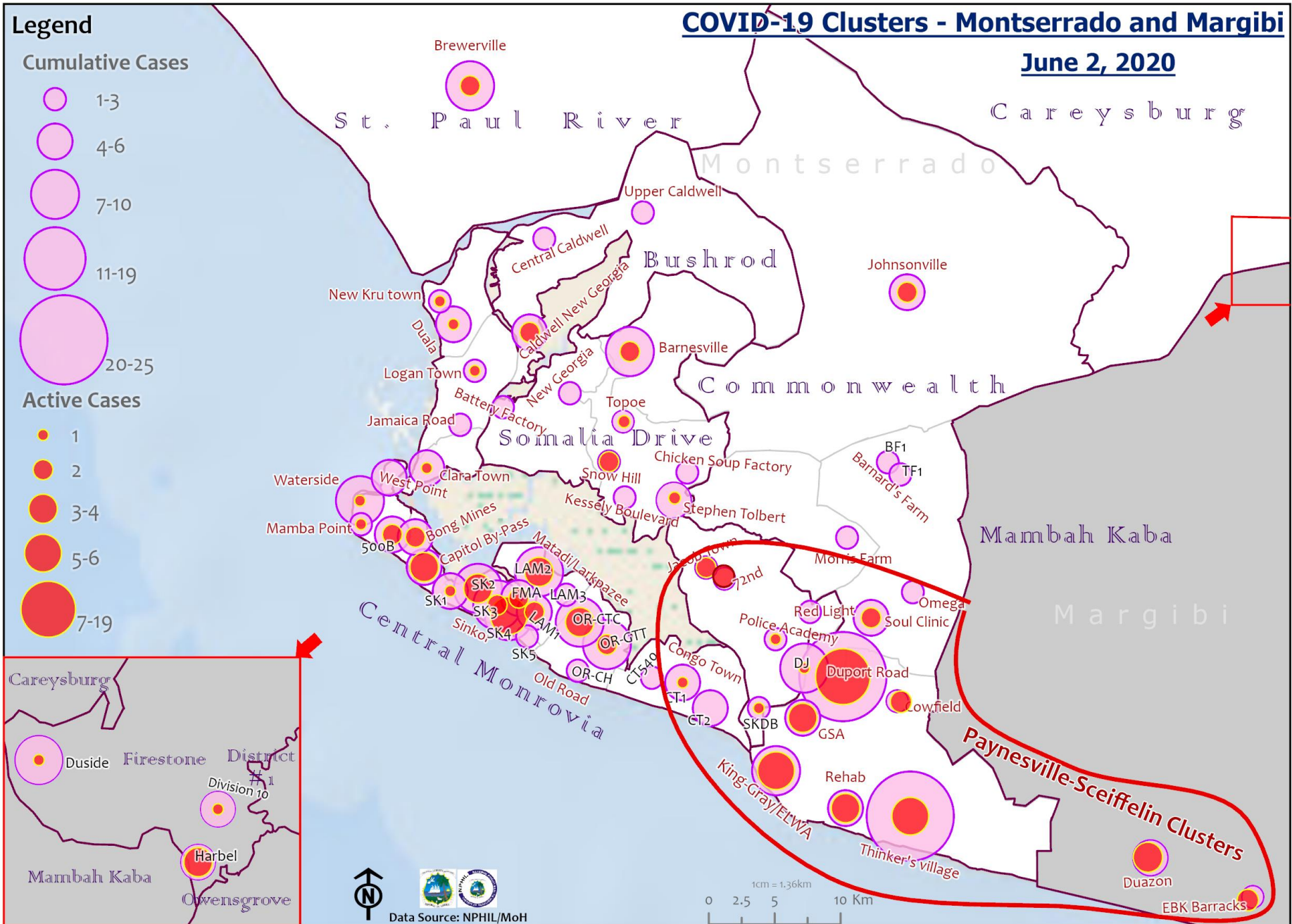

June 2, 2020

## Legend

### Cumulative Cases

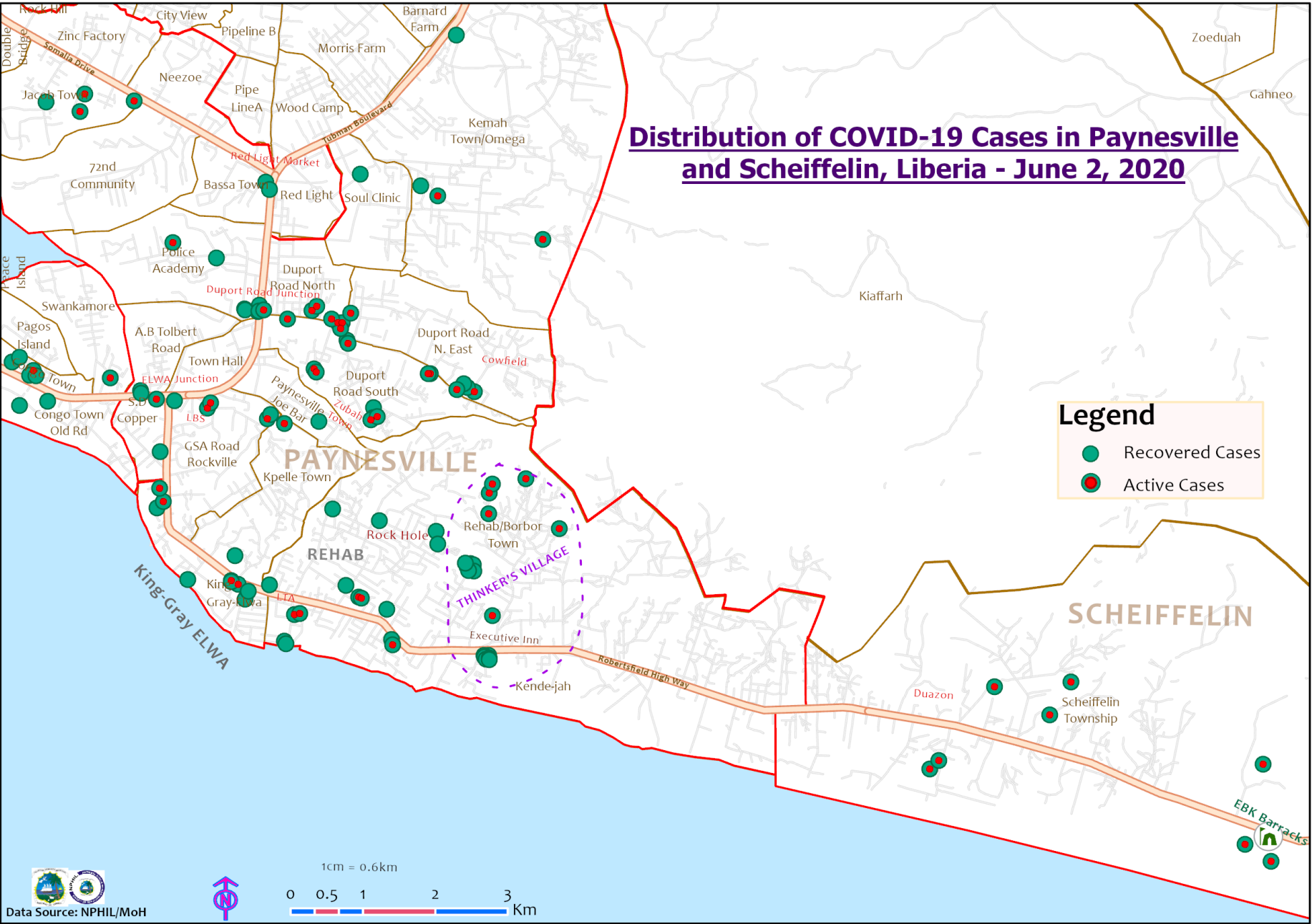


### Active Cases





# Distribution of COVID-19 Cases in Paynesville and Scheiffelin, Liberia - June 2, 2020



**Legend**

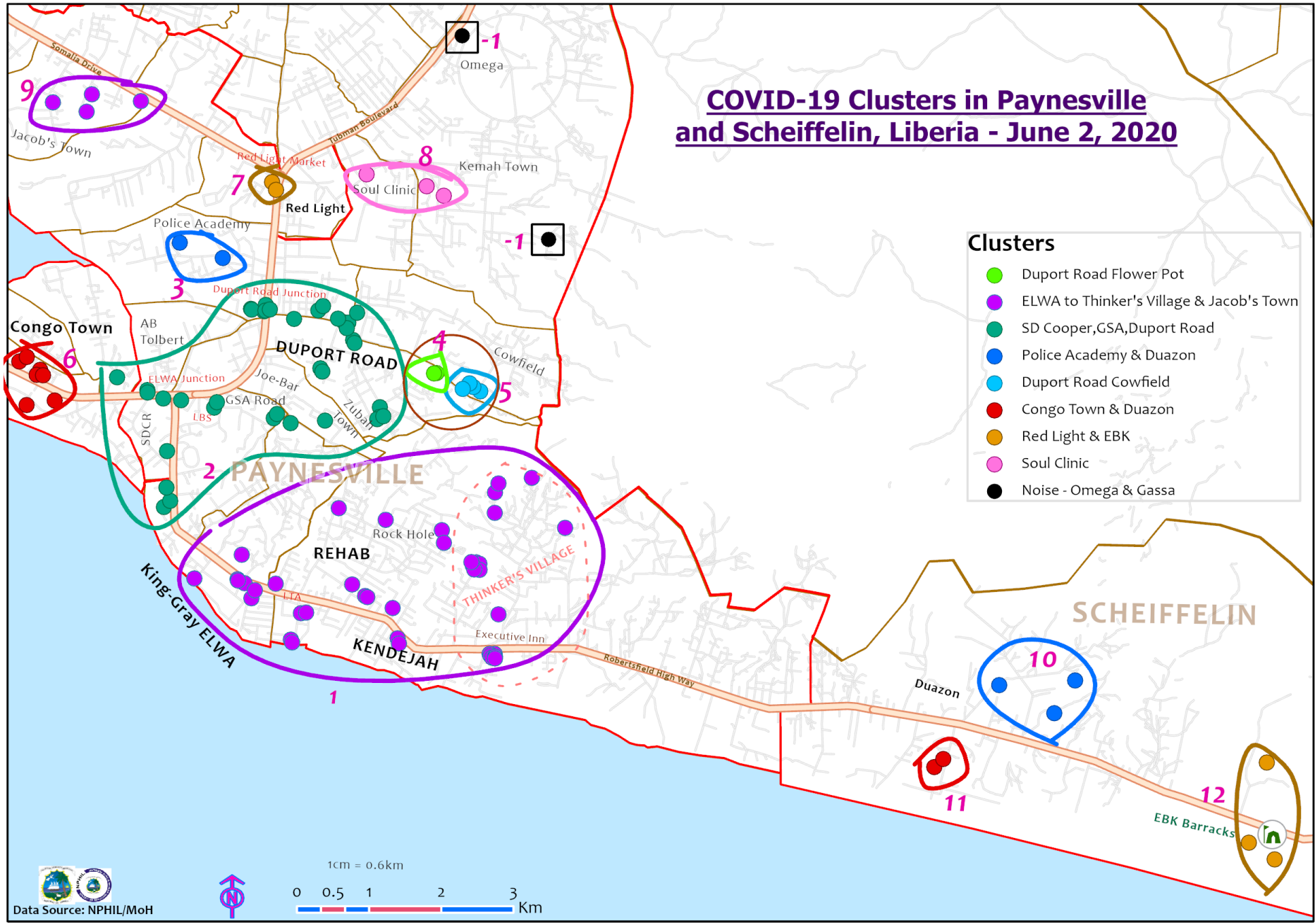
- Recovered Cases
- Active Cases



Data Source: NPHIL/MoH

# COVID-19 Clusters in Paynesville and Scheiffelin, Liberia - June 2, 2020

- Clusters**
- Duport Road Flower Pot
  - ELWA to Thinker's Village & Jacob's Town
  - SD Cooper, GSA, Duport Road
  - Police Academy & Duazon
  - Duport Road Cowfield
  - Congo Town & Duazon
  - Red Light & EBK
  - Soul Clinic
  - Noise - Omega & Gassa

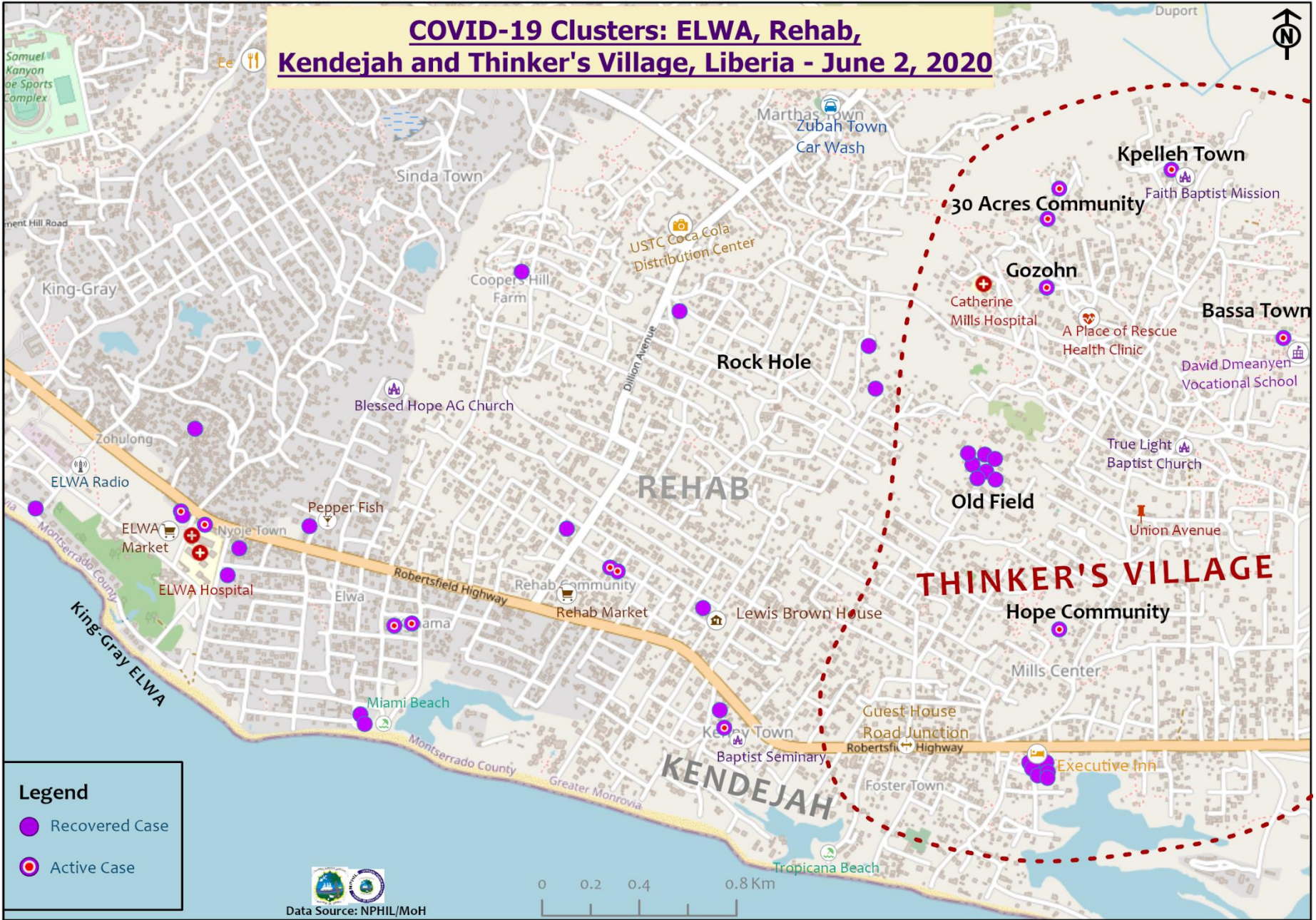


Data Source: NPHIL/MoH





# COVID-19 Clusters: ELWA, Rehab, Kendejah and Thinker's Village, Liberia - June 2, 2020



**Legend**

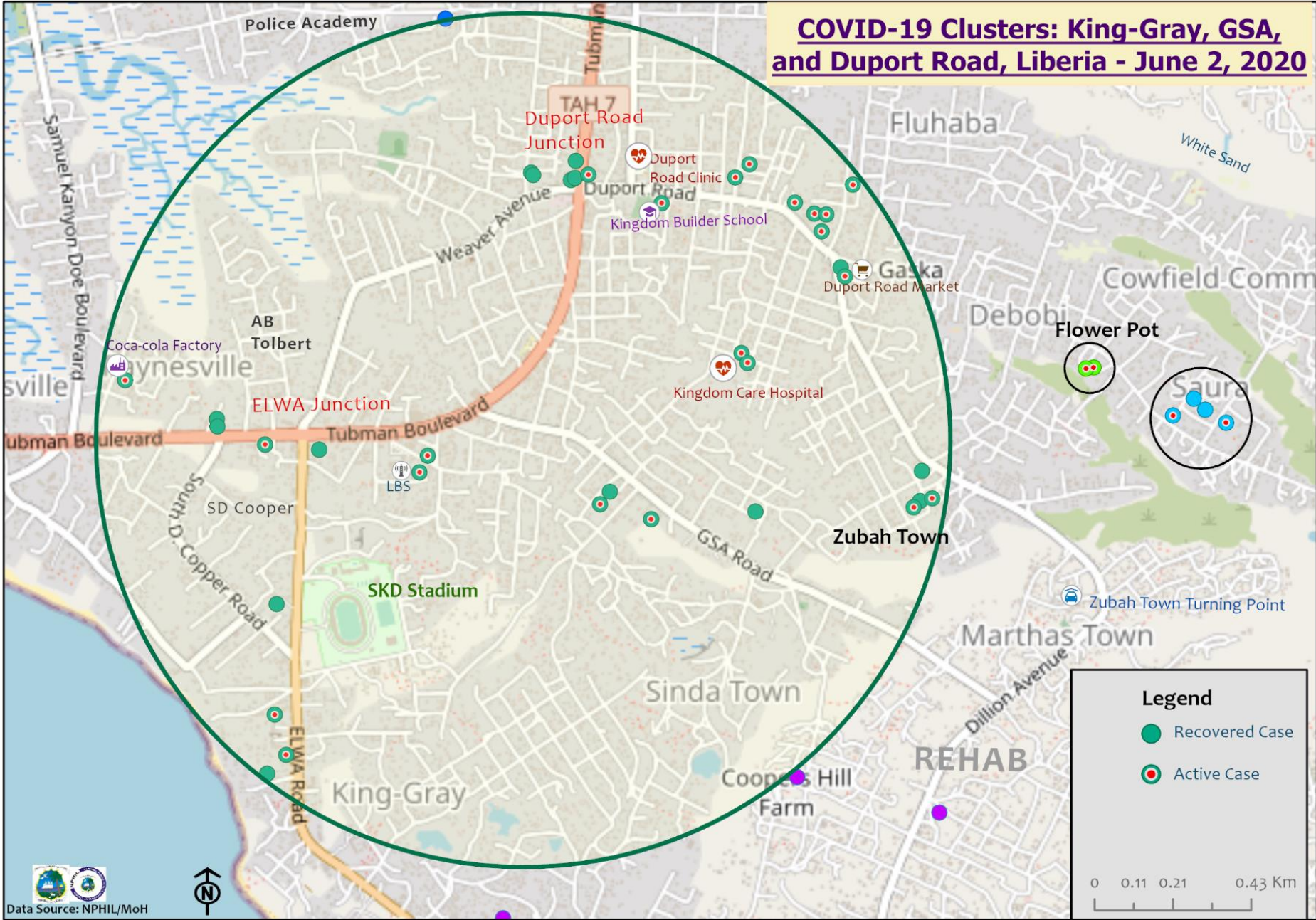
- Recovered Case
- Active Case

Data Source: NPHIL/MoH





**COVID-19 Clusters: King-Gray, GSA, and Duport Road, Liberia - June 2, 2020**



# Precautionary Observation Centers (POC): Admission and Discharges

County	Precautionary Observation Centers				Cumulative Move to Treatment
	New admissions	Currently in POC	Daily Discharges	Cumulative Discharges (not including transferred)	
Gbarpolu	0	0	0	0	0
Grand Bassa	1	12	0	8	0
Grand Kru	0	0	0	16	0
Margibi	0	15	0	44	0
Maryland	0	4	0	35	0
Montserrado					
Nimba	0	13	0	17	0
River Gee	0	0	0	0	0
Sinoe	0	8	0	104	0
Lofa	0	46	0	0	0
<b>NATIONAL</b>	<b>1</b>	<b>98</b>	<b>0</b>	<b>224</b>	<b>0</b>

# Treatment Unit Daily Report – June 03, 2020

14 Military Hospital Treatment Unit						
New admissions	Daily Discharges	Cumulative Recoveries	Daily Deaths	Cumulative Deaths	*Currently in treatment	Number of Vacant Beds
0	6	154	0	4	54	56

Demographic Breakdown of Cases at 14 Military Hospital											
Total Census	Total Adult	Total Children	Total Female	Total Male	Total Confirm	Others	Pregnant	Children			
								<1	1-5	6-10	11-17
54	46	8	15	39	50	4	1	0	3	1	4

\*50 confirmed cases + 4 special cases = 54 Total Patients

# Recoveries from Treatment Units (16 March – 03 June 2020)

Treatment Unit	New admissions	Cumulative admissions	Recoveries	Cumulative Recoveries
14 Military Hospital, Montserrado	0	210	6	154
Chief Jallahlone Hospital, Gbarpolu	0	1	0	0
Rally Time Hospital, Grand Kru	0	1	0	1
Jackson F. Doe Hospital, Nimba	0	1	0	1
Ganta Methodist Hospital, Nimba	0	1	0	1
Pleebo Health Center, Maryland	0	1	0	1
Fish Town Hospital, River Gee	0	1	0	1
Tellewoyan Hospital, Lofa	0	1	0	0
Liberia Government Hospital, Grand Bassa	0	1	0	0
Arcelor Mittal, Grand Bassa	0	5	0	3
Duside Hospital, Margibi	0	17	0	12
F. J. Grant Hospital, Sinoe	0	2	0	1
<b>Total</b>	<b>0</b>	<b>242</b>	<b>6</b>	<b>175</b>

# Admissions, Currently in Treatment, and Discharges

COVID-19 Treatment Units									
Treatment Unit	New admissions	Cumulative admissions	Discharges	Cumulative Discharges	Currently in Treatment Unit	Total Males	Total Females	0-35 yrs	36+ yrs
Chief Jallahlone Hospital, Gbarpolu	0	1	0	0	1	0	1	1	0
Rally Time Hospital, Grand Kru	0	1	0	1	0	0	0	0	0
Jackson F. Doe Hospital, Nimba	0	1	0	1	0	0	0	0	0
Ganta Methodist Hospital, Nimba	0	1	0	1	0	0	0	0	0
Pleebo Health Center, Maryland	0	1	0	1	0	0	0	0	0
Fish Town Hospital, River Gee	0	1	0	1	0	0	0	0	0
Tellewoyan Hospital, Lofa	0	1	0	0	1	1	0	0	1
Liberia Government Hospital, Grand Bassa	0	1	0	0	1	0	1	1	0
Arcelor Mittal, Grand Bassa	0	5	0	3	2	2	0	2	0
Duside Hospital, Margibi	0	17	0	12	5	3	2	2	3
F. J. Grant Hospital, Sinoe	0	2	0	1	1	1	0	0	1
<b>Total</b>	<b>0</b>	<b>32</b>	<b>0</b>	<b>21</b>	<b>11</b>	<b>7</b>	<b>4</b>	<b>6</b>	<b>5</b>

## Laboratory Samples Evaluated – June 03, 2020

<b>Laboratory</b>	<b>Total</b>	<b>New Positive</b>	<b>Repeat Positive</b>	<b>Initial Negative</b>	<b>Repeat Test Negative</b>	<b>Pending Lab Result</b>
<b>NPHRL</b>	<b>161</b>	<b>4</b>	<b>3</b>	<b>126</b>	<b>12</b>	<b>16</b>
<b>Total</b>	<b>161</b>	<b>4</b>	<b>3</b>	<b>126</b>	<b>12</b>	<b>16</b>

# Summary of COVID-19 Contact Tracing in Response Counties

County	New Contacts Line listed	Cumulative Contacts	No. of Health Care Workers as Contacts	Cumulative no. of Health Care Workers as contacts	Contacts became a case	Cumulative contacts that became a case	Contacts Completed 14 Days	Cumulative Contacts Completing 14 Days	Contacts Under Follow-up	Contacts lost to Follow-up
Montserratado	59	2216	0	298	2	70	18	1849	311	3
Margibi	0	270	0	91	0	19	0	132	138	0
Grand Bassa	0	71	0	58	0	5	0	43	27	0
Maryland	0	52	0	16	0	0	0	52	0	0
River Gee	0	72	0	1	0	0	0	72	0	0
Sinoe	0	128	0	15	0	0	0	104	24	0
Grand Kru	0	98	0	0	0	1	0	98	0	1
Gbarpolu	0	47	0	12	0	6	13	47	0	0
Lofa	2	140	1	30	0	2	0	0	140	0
Nimba	0	356	0	25	0	1	0	275	79	2
<b>National</b>	<b>61</b>	<b>3450</b>	<b>1</b>	<b>546</b>	<b>2</b>	<b>104</b>	<b>31</b>	<b>2672</b>	<b>719</b>	<b>6</b>

*\*Data reconciliation is currently ongoing in Montserratado thereby leading to incomplete information on the county record. The national team is closely working with the county to resolve on the completion of the data cleaning*



# Active Case Finding (16 March – 03 June 2020)

County	Visitation				Identification, Investigation & Testing								Supervision		
	No. of communities Assigned	No. of communities Visited	No. of Households Assigned	No. of Households Visited	Sick persons Identified	Cumulative Sick persons identified	Sick persons referred for Investigation	Cumulative Sick person referred for Investigation	Sick persons Investigated	Cumulative Sick persons Investigated	Sick persons investigated and referred for testing	Cumulative Sick persons investigated and referred for testing	No. of Sick persons followed-up today	No. of supervision visits	No. of Supervisory Calls
Montserrado	250	0	0	15815	1	280	1	164	1	155	1	107			
Margibi	15	15	15	130	0	3	0	3	0	15	0	10	7	10	5
Maryland	30	30	225	225	0	0	0	0	0	0	0	0	0		
River Gee	80	80	40	20	1	13	1	13	1	13	0	6	0	6	0
Sinoe	19	19	0	0	0	0	0	0	0	0	0	0	0	5	5
Grand Kru	9	9	317	317	0	0	0	0	0	0	0	0	0	3	4
Gbarpolu	13	13	1170	50	0	9	0	9	0	9	0	0	0	3	0
Grand Bassa															
Nimba															
Lofa	88	88	451	451	1	23	1	23	1	23	1	23	1	39	61
National	504	254	2218	17008	3	328	3	212	3	215	2	146	8	66	75

**Thank you for Listening**