



Liberia COVID-19 Daily Sitrep 85 (08th June 2020)

Summary of COVID-19 Cases by Reporting County, Liberia, 16 March – 08 June 2020

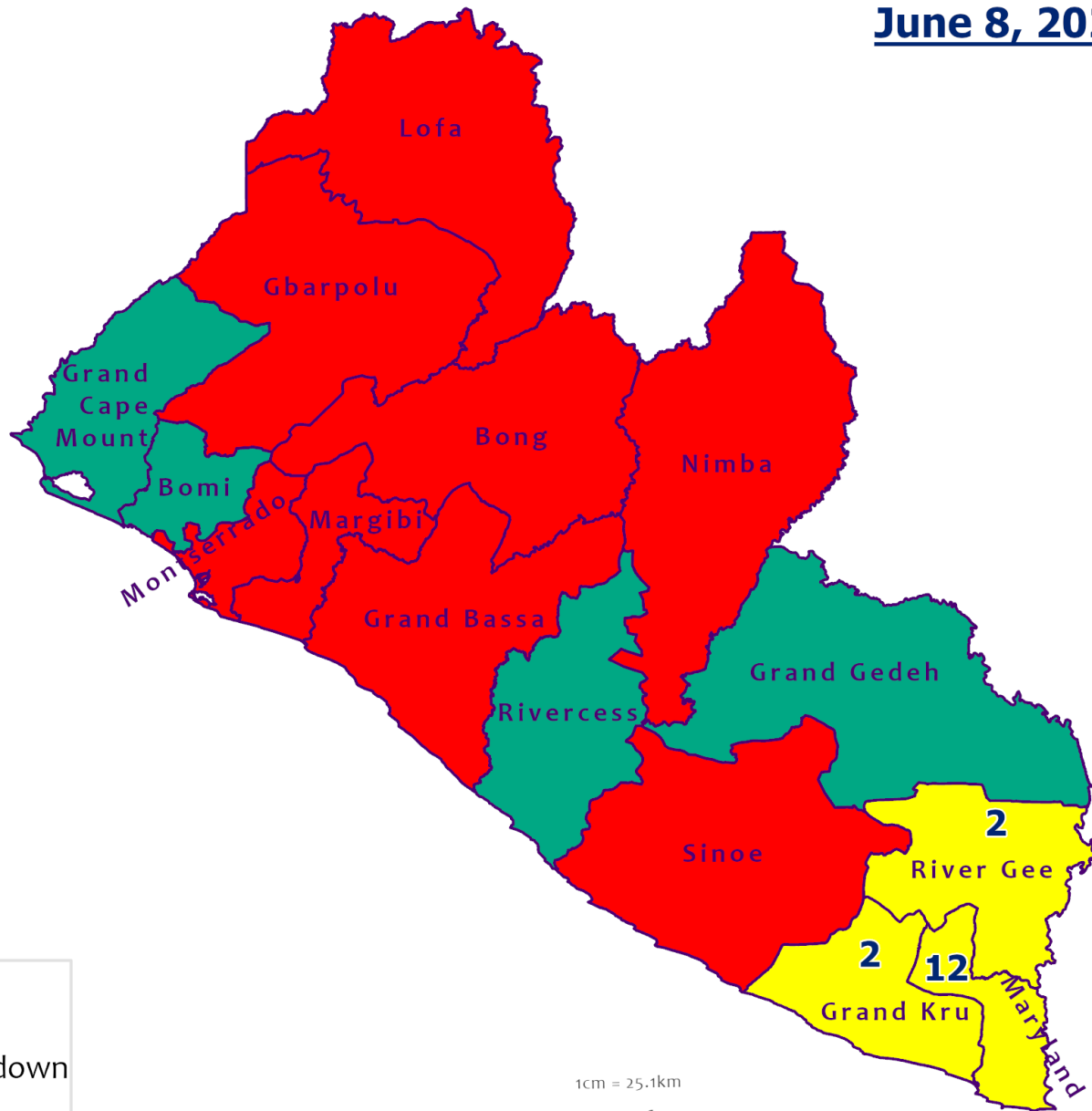
County	Laboratory Confirmed Cases	Confirmed Cases on Contact List	CUMULATIVE CASES
			Confirmed
Bong	1	0	2
Gbarpolu	0	0	7
Grand Bassa	1	0	8
Grand Kru	0	0	1
Lofa	0	0	4
Margibi	1	0	28
Maryland	0	0	1
Montserrado	9	0	321
Nimba	1	0	8
River Gee	0	0	1
Sinoe	0	0	2
NATIONAL	13	0	383

Demographic Breakdown (Gender & Age) of Confirmed COVID-19 Cases (March 16 – 08 June 2020)

County	<15 years		15 - 34		35 - 54		55+		All ages		Total Confirmed
	M	F	M	F	M	F	M	F	M	F	
Bong	0	0	0	0	1	0	1	0	2	0	2
Gbarpolu	1	2	0	1	1	1	1	0	3	4	7
Grand Bassa	1	0	1	5	0	1	0	0	2	6	8
Grand Kru	0	0	1	0	0	0	0	0	1	0	1
Lofa	0	0	0	0	2	0	2	0	4	0	4
Margibi	2	1	2	5	6	4	4	4	14	14	28
Maryland	0	0	1	0	0	0	0	0	1	0	1
Montserrado	12	15	76	42	87	37	36	16	211	110	321
Nimba	0	0	0	0	5	1	1	1	6	2	8
River Gee	0	0	0	0	1	0	0	0	1	0	1
Sinoe	0	0	0	0	2	0	0	0	2	0	2
National	16	18	81	53	105	44	45	21	247	136	383



Counties COVID-19 Status in Liberia June 8, 2020



County Status

- Preparedness
- 28-Day Countdown
- Response



Demographic Breakdown (Gender & Age) of Confirmed COVID-19 Deaths (March 16 – 08 June 2020)

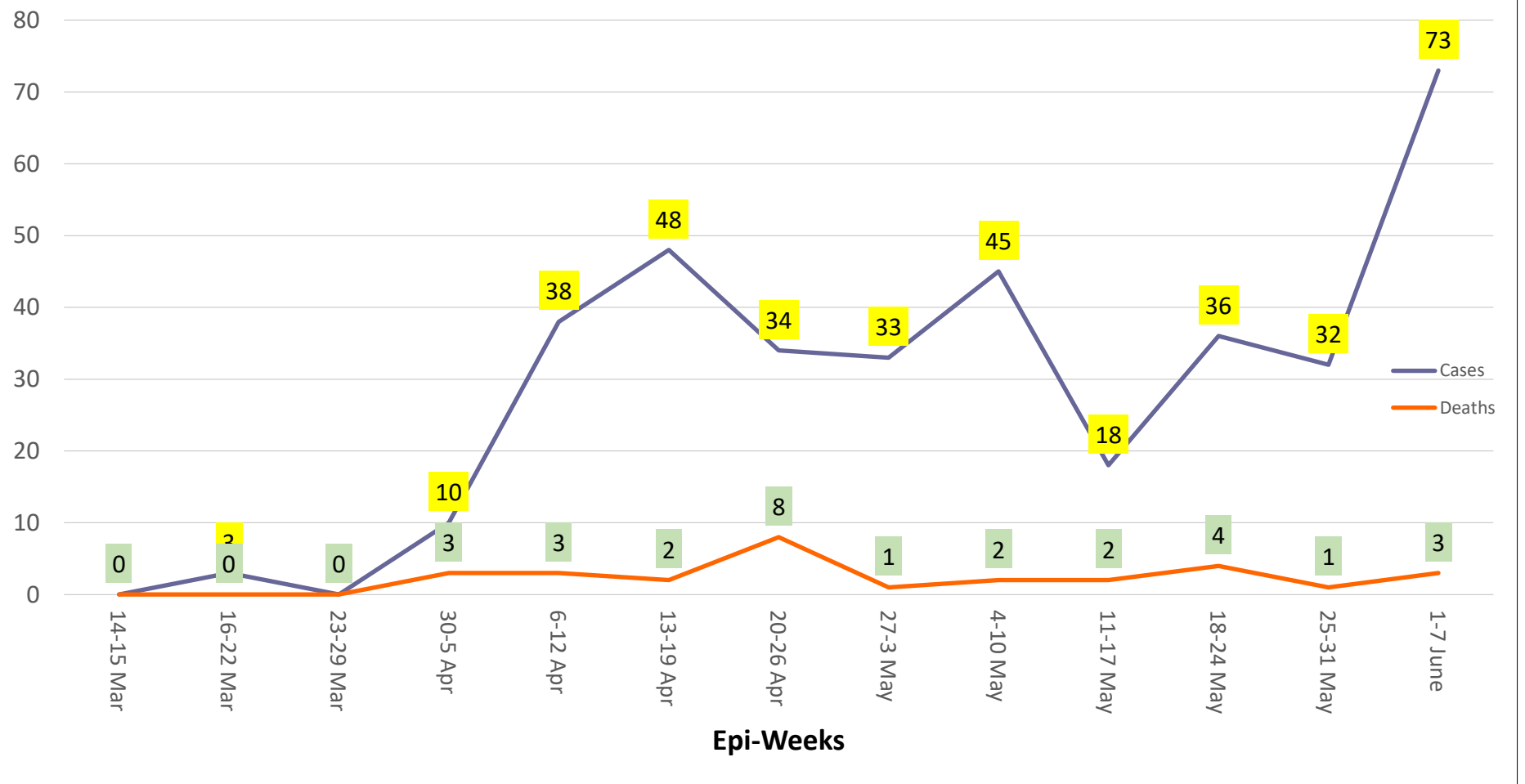
County	<15 years		15 - 34		35 - 54		55+		All ages		Total Confirmed
	M	F	M	F	M	F	M	F	M	F	
Bong	0	0	0	0	0	0	2	0	2	0	2
Gbarpolu	0	0	0	0	1	0	1	0	2	0	2
Grand Bassa	0	0	0	0	0	0	0	0	0	0	0
Grand Kru	0	0	0	0	0	0	0	0	0	0	0
Lofa	0	0	0	0	0	0	2	0	2	0	2
Margibi	0	0	0	0	0	0	0	1	0	1	1
Maryland	0	0	0	0	0	0	0	0	0	0	0
Montserrado	0	0	0	0	8	4	6	2	14	6	20
Nimba	0	0	0	0	2	1	1	0	3	1	4
River Gee	0	0	0	0	0	0	0	0	0	0	0
Sinoe	0	0	0	0	0	0	0	0	0	0	0
National	0	0	0	0	11	5	12	3	23	8	31

Summary of COVID-19 Deaths by Reporting County, Liberia, 16 March – 08 June 2020

County	DAILY REPORT								Cumulative Deaths
	New Suspected Deaths	Laboratory Confirmed Deaths						Confirmed Deaths on Contact List	
		COVID-19 Treatment Unit	Total in COVID-19 Treatment Unit	Health Facility	Total in Health Facility	Community	Total in Community		
Bong	0	0	0	1	1	0	1	0	2
Gbarpolu	0	0	0	0	2	0	0	0	2
Grand Bassa	0	0	0	0	0	0	0	0	0
Grand Kru	0	0	0	0	0	0	0	0	0
Lofa	0	0	0	0	2	0	1	0	3
Maryland	0	0	0	0	0	0	0	0	0
Margibi	0	0	0	0	1	0	0	0	1
Montserrado	0	0	4	0	5	0	11	0	20
Nimba	0	0	0	0	3	0	1	0	4
River Gee	0	0	0	0	0	0	0	0	0
Sinoe	0	0	0	0	0	0	0	0	0
National	0	0	4	1	13	0	14	0	31

The Liberia Case Fatality rate (CFR) officially considered is for deaths that occurred among patients in care at the COVID-19 treatment units across the country. As of 1 June 2020 , a total of 4 deaths have been recorded CFR=1.50%. The country is however keeping active surveillance on community deaths and deaths in non COVID-19 treatment health units.

COVID-19 Cases and Deaths by Epi-week (Mar. 16 - June 7)



Daily and Cumulative Healthcare Worker (HCW) COVID-19 Cases and Deaths by County, Liberia, 16 March – 08 June 2020

County	DAILY REPORT						CUMULATIVE CASES (ALIVE & DEAD)	
	New Suspected & High Risk Cases (Alive)			New Suspect Death	Laboratory Confirmed Cases	Confirmed Cases on Contact List	Confirmed	Deaths
	Suspect	High Risk	Total					
Bong	0	0	0	0	1	1	1	1
Gbarpolu	0	0	0	0	0	0	1	1
Grand Bassa	0	0	0	0	0	0	1	0
Grand Kru	0	0	0	0	0	0	0	0
Lofa	0	0	0	0	0	0	0	0
Margibi	0	0	0	0	0	0	9	1
Maryland	0	0	0	0	0	0	0	0
Montserrado	0	0	0	0	0	0	36	1
Nimba	0	0	0	0	0	0	0	0
River Gee	0	0	0	0	0	0	0	0
Sinoe	0	0	0	0	0	0	0	0
NATIONAL	0	0	0	0	1	1	48	4

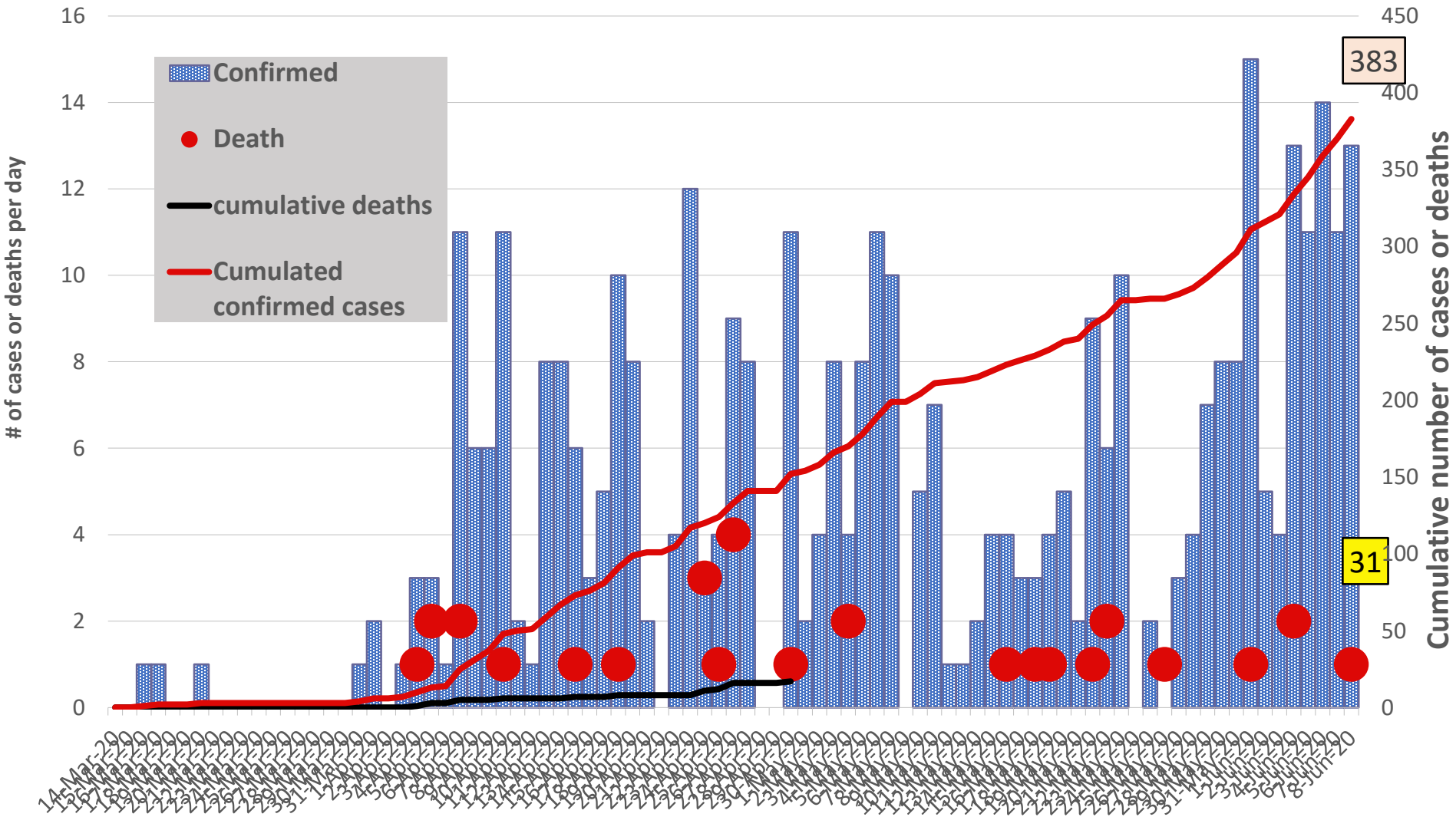
Cadre Cases and Deaths by Health Care Workers (16 March – 08 June 2020)

Health Care Worker Cadre	Montserrat		Margibi		Nimba		River Gee		Sinoe		Grand Kru		Gbarpolu		Bong		Lofa		Grand Bassa		National (Total)	
	Cases	Deaths	Cases	Deaths	Cases	Deaths	Cases	Deaths	Cases	Deaths	Cases	Deaths	Cases	Deaths	Cases	Deaths	Cases	Deaths	Cases	Deaths	Cases	
Doctors	5	0	0	0	0	0	0	0	0	0	0	0	0	0	0	0	0	0	0	0	5	
Pharmacists	1	0	0	0	0	0	0	0	0	0	0	0	0	0	0	0	0	0	0	0	1	
Nurses	15	1	3	0	0	0	0	0	0	0	0	0	1	1	0	0	0	0	0	1	0	20
Radiologist	1	0	0	0	0	0	0	0	0	0	0	0	0	0	0	0	0	0	0	0	0	1
Physician Assistants	0	0	0	0	0	0	0	0	0	0	0	0	0	0	0	0	0	0	0	0	0	0
Lab Technician	4	0	1	0	0	0	0	0	0	0	0	0	0	0	0	0	0	0	0	0	0	5
Environmental Health Technicians	6	0	0	0	0	0	0	0	0	0	0	0	0	0	0	0	0	0	0	0	0	6
Microbiologist	1	0	0	0	0	0	0	0	0	0	0	0	0	0	0	0	0	0	0	0	0	1
Epidemiologist	2	0	0	0	0	0	0	0	0	0	0	0	0	0	0	0	0	0	0	0	0	2
Dieticians	0	0	5	1	0	0	0	0	0	0	0	0	0	0	0	0	0	0	0	0	0	5
Licensed Practical Nurse (LPN)	0	0	0	0	0	0	0	0	0	0	0	0	0	0	1	1	0	0	0	0	0	1
Psychosocial Worker	1	0	0	0	0	0	0	0	0	0	0	0	0	0	0	0	0	0	0	0	0	1
Total:	36	1	9	1	0	0	0	0	0	0	0	0	1	1	1	1	0	0	1	0	48	

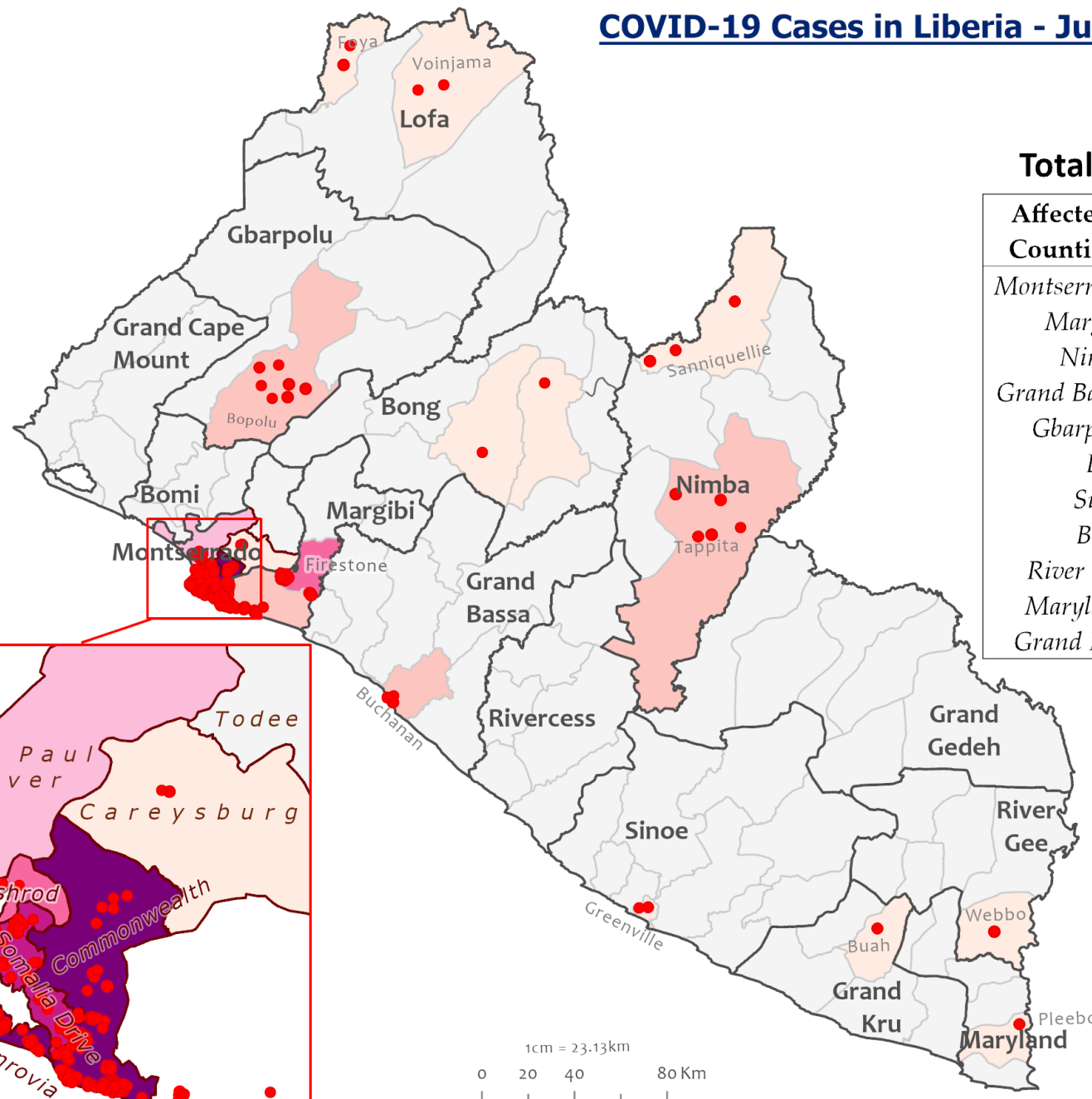

Suspected and High Risk Cases and Deaths (16 March – 08 June 2020)

County	New Suspected	Cumulative Suspected	New High Risk	Cumulative High Risk	New Suspected Deaths	Cumulative Suspected Deaths
Montserrado	52	3105	0	0	0	71
Margibi	0	3	0	24	0	1
Maryland	0	16	0	12	0	3
River Gee	0	5	0	8	0	0
Lofa	5	34	3	36	5	32
Sinoe	0	30	0	43	0	1
Grand Kru	0	14	0	21	0	1
Gbarpolu	0	9	0	6	0	0
Grand Bassa	0	40	0	33	0	0
Nimba	0	48	0	84	0	10
Bong	0	2	0	14	0	1
National	57	3306	3	281	5	120

EPI-Curve of Confirmed Cases and Deaths

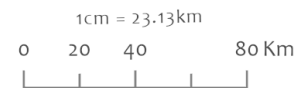


COVID-19 Cases in Liberia - June 8, 2020



Total Cases: 383

Affected Counties	Cumulative Cases
Montserrado	321
Margibi	28
Nimba	8
Grand Bassa	8
Gbarpolu	7
Lofa	4
Sinoe	2
Bong	2
River Gee	1
Maryland	1
Grand Kru	1



Data Source: NPHIL/MoH

COVID-19 Cases in Montserrado, Liberia - June 8, 2020



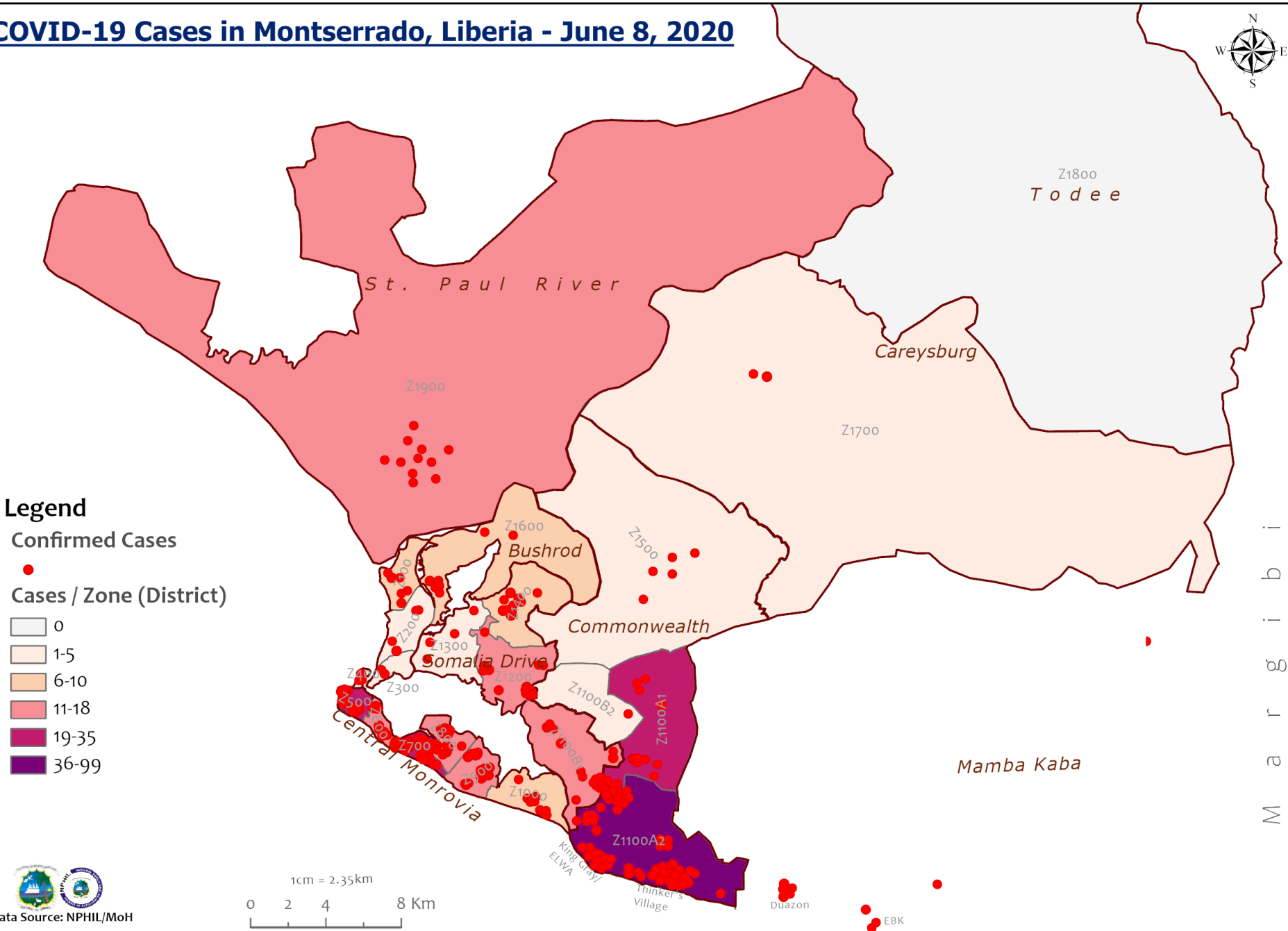
Legend

Confirmed Cases

●

Cases / Zone (District)

- 0
- 1-5
- 6-10
- 11-18
- 19-35
- 36-99

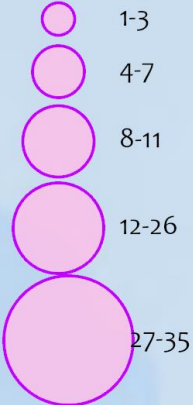


COVID-19 Clusters - Montserrado and Margibi

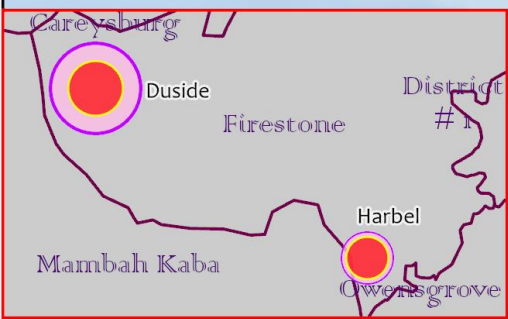
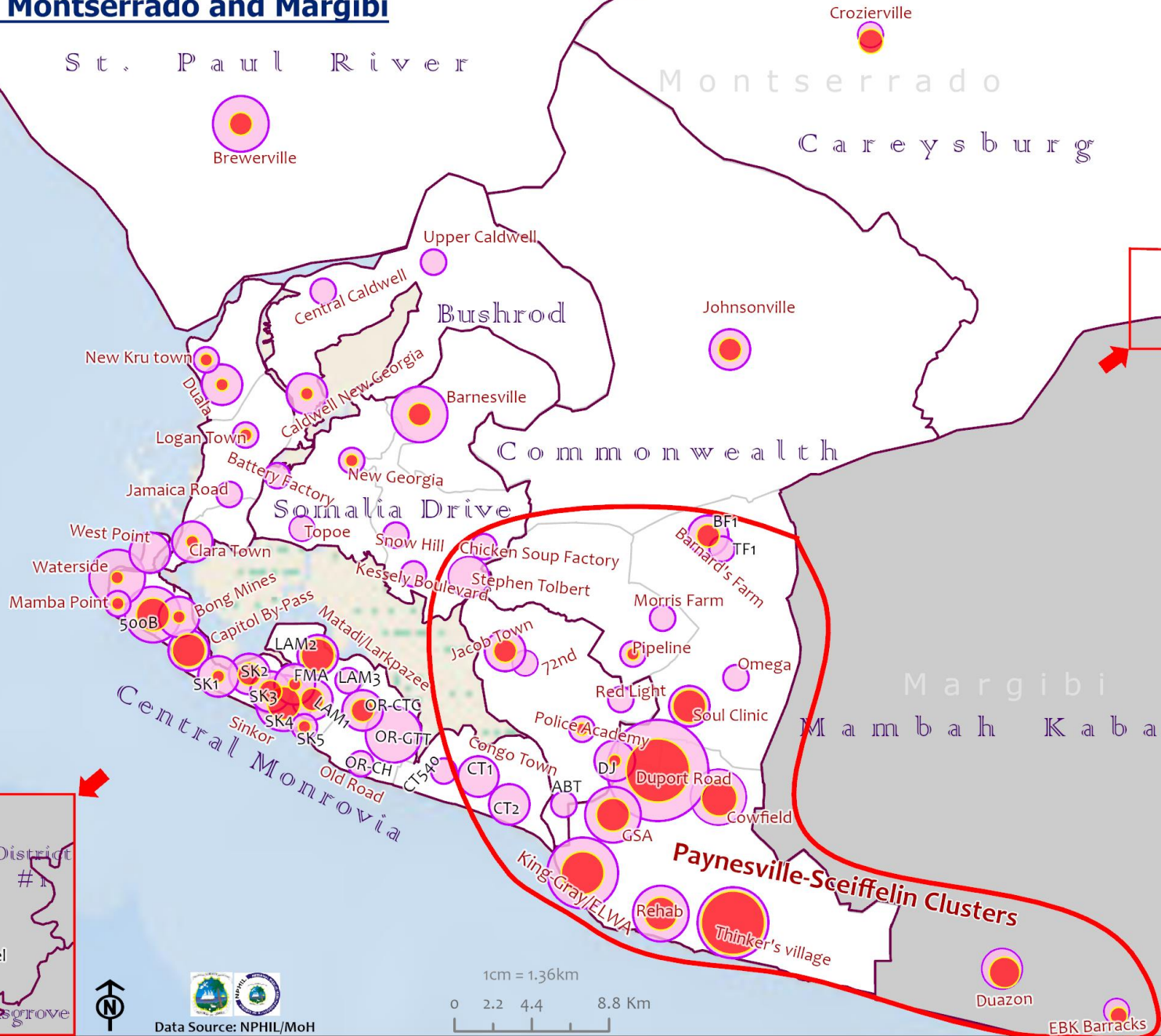
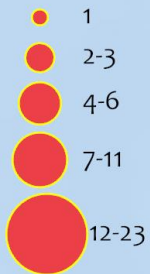
June 7, 2020

Legend

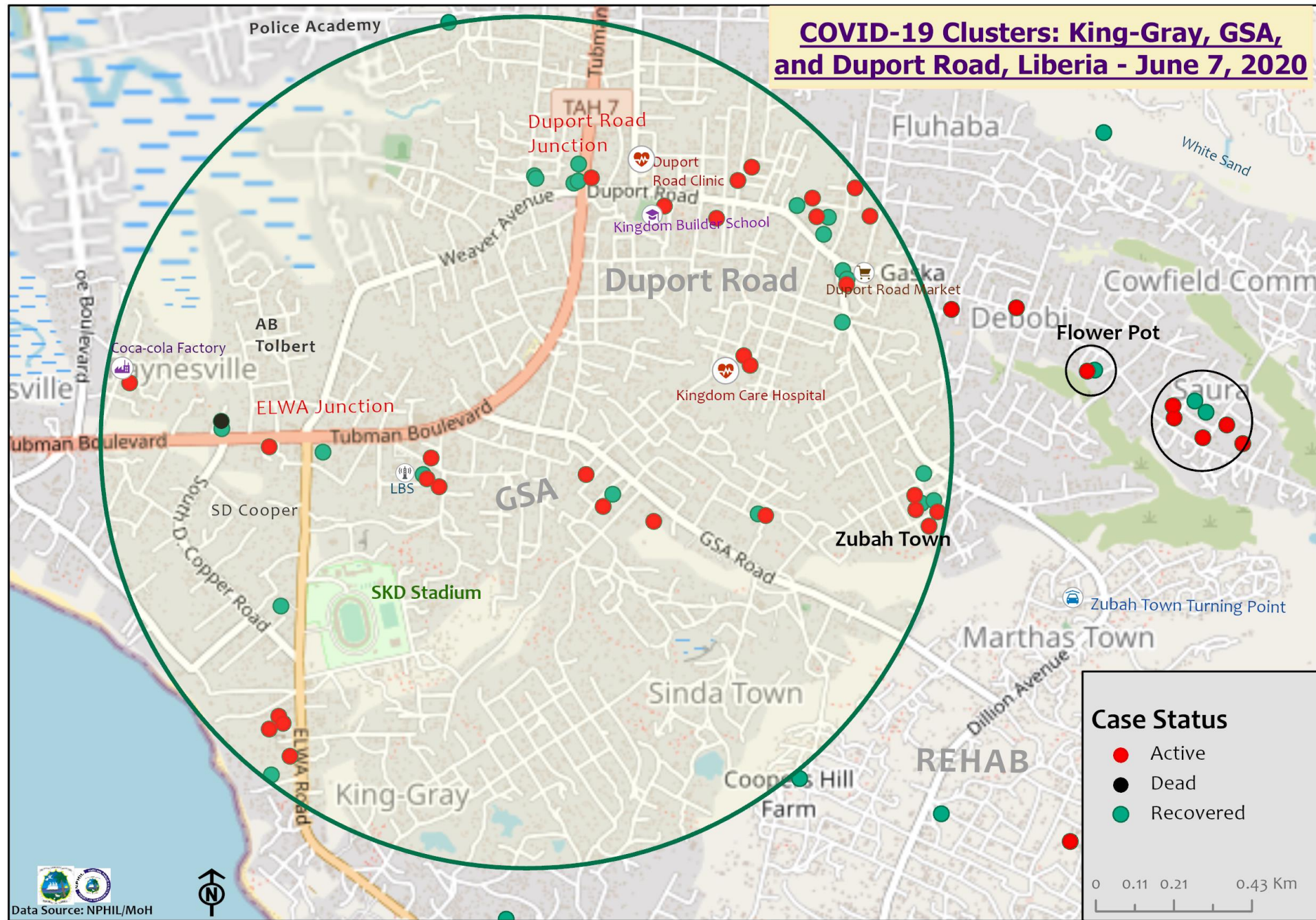
Cummulative Cases



Active Cases



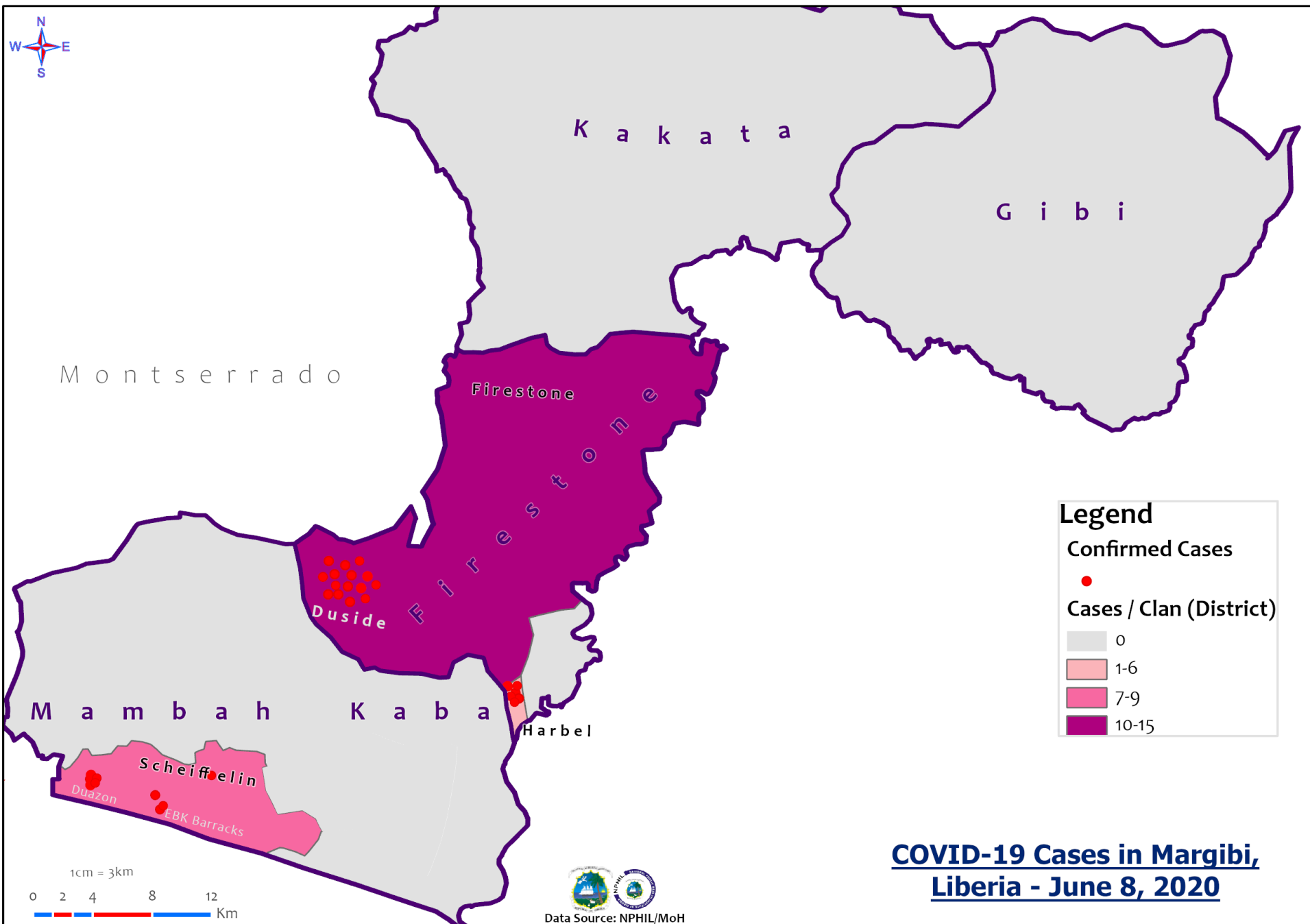
COVID-19 Clusters: King-Gray, GSA, and Duport Road, Liberia - June 7, 2020



Case Status

- Active
- Dead
- Recovered

0 0.11 0.21 0.43 Km



K a k a t a

G i b i

M o n t s e r r a d o

F i r e s t o n e

D u s i d e

F i r e s t o n e

M a m b a h

K a b a

H a r b e l

S c h e i f f e l i n

D u a z o n

E B K B a r r a c k s

COVID-19 Cases in Margibi, Liberia - June 8, 2020



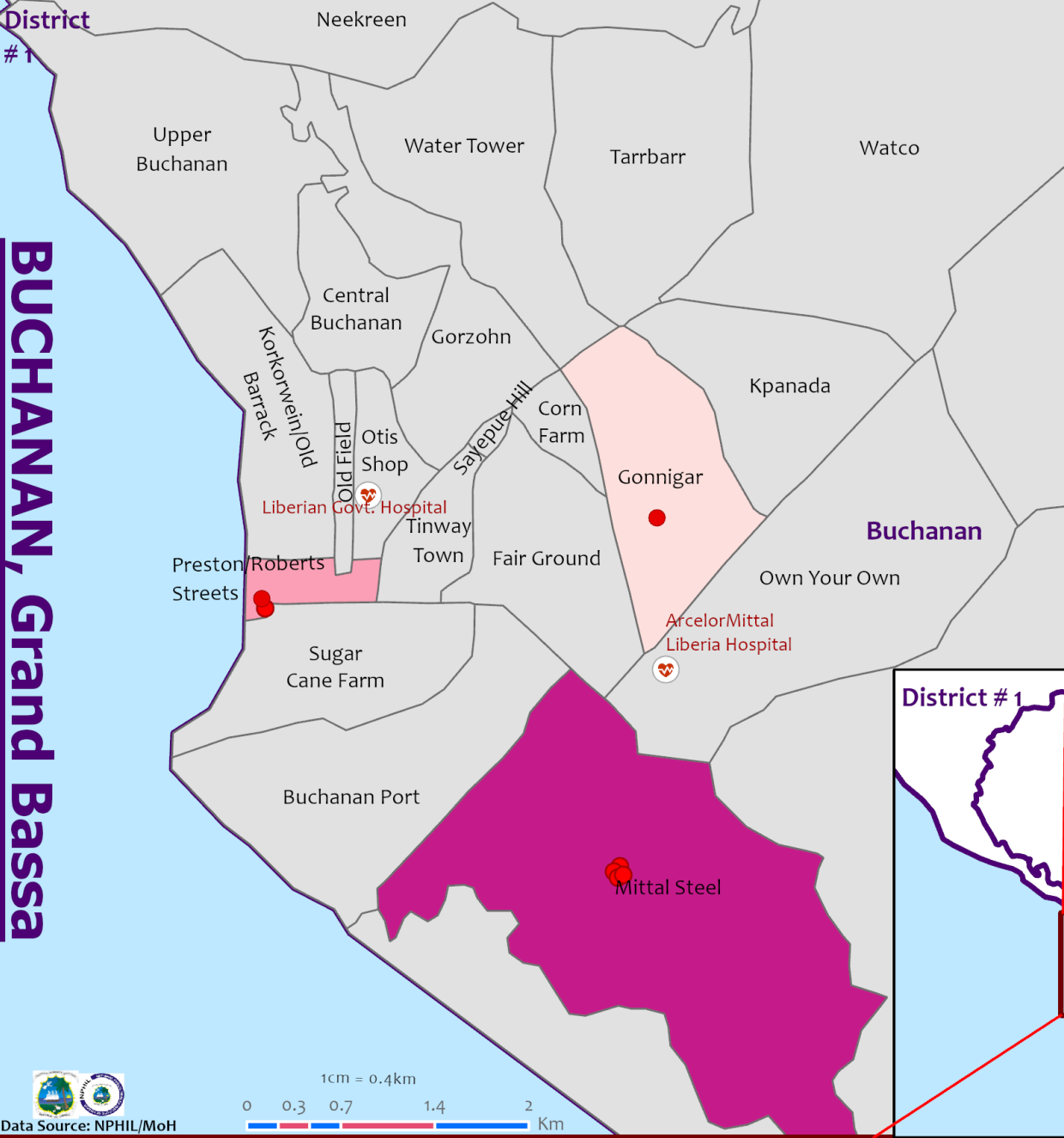
Data Source: NPHIL/MoH



Distribution of COVID-19 Cases and Contacts - June 8, 2020

District # 1

BUCHANAN, Grand Bassa

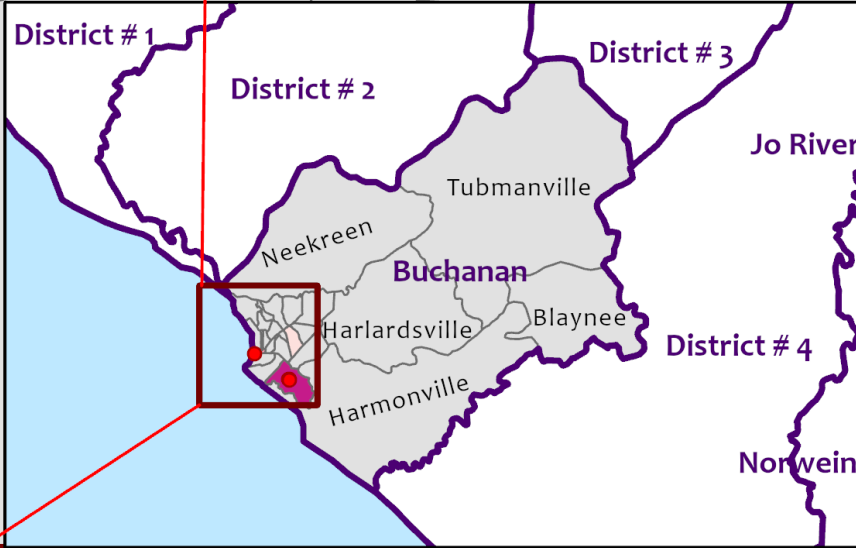


Legend

- Cases

Cases / Clans (district)

- 0
- 1
- 2
- 3-5



Precautionary Observation Centers (POC): Admission and Discharges

County	Precautionary Observation Centers				Cumulative Move to Treatment
	New admissions	Currently in POC	Daily Discharges	Cumulative Discharges (not including transferred)	
Gbarpolu	0	0	0	0	0
Grand Bassa	0	10	0	8	1
Grand Kru	0	0	0	16	0
Margibi	10	27	0	48	0
Maryland	0	4	0	35	0
Montserrado	0	0	0	0	0
Nimba	1	14	0	17	0
River Gee	0	0	0	0	0
Sinoe	0	8	0	104	0
Lofa	0	26	23	23	0
NATIONAL	11	89	23	251	1

Please note that Montserrado did not provide data on the POC

Treatment Unit Daily Report – June 08, 2020

14 Military Hospital Treatment Unit						
New admissions	Daily Discharges	Cumulative Recoveries	Daily Deaths	Cumulative Deaths	*Currently in treatment	Number of Vacant Beds
7	4	176	0	4	49	61

Demographic Breakdown of Cases at 14 Military Hospital											
Total Census	Total Adult	Total Children	Total Female	Total Male	Total Confirm	Others	Pregnant	Children			
								<1	1-5	6-10	11-17
49	45	4	13	36	48	1	1	0	3	0	1

*48 confirmed cases + 1 special case = 49 Total Patients

Recoveries from Treatment Units (16 March – 08 June 2020)

Treatment Unit	New admissions	Cumulative admissions	Recoveries	Cumulative Recoveries
14 Military Hospital, Montserrado	7	230	4	176
Chief Jallahlone Hospital, Gbarpolu	0	1	0	0
Rally Time Hospital, Grand Kru	0	1	0	1
Jackson F. Doe Hospital, Nimba	1	2	0	1
Ganta Methodist Hospital, Nimba	0	1	0	1
Pleebo Health Center, Maryland	0	1	0	1
Fish Town Hospital, River Gee	0	1	0	1
Tellewoyan Hospital, Lofa	0	2	0	0
Bong	0	0	0	0
Liberia Government Hospital, Grand Bassa	0	2	0	0
Arcelor Mittal, Grand Bassa	0	5	0	5
Duside Hospital, Margibi	1	19	0	12
F. J. Grant Hospital, Sinoe	0	2	0	1
Total	9	267	4	199

Admissions, Currently in Treatment, and Discharges

COVID-19 Treatment Units									
Treatment Unit	New admissions	Cumulative admissions	Discharges	Cumulative Discharges	Currently in Treatment Unit	Total Males	Total Females	0-35 yrs	36+ yrs
Chief Jallahlone Hospital, Gbarpolu	0	1	0	0	1	0	0	0	0
Rally Time Hospital, Grand Kru	0	1	0	1	0	0	0	0	0
Jackson F. Doe Hospital, Nimba	1	2	0	1	1	0	1	0	1
Ganta Methodist Hospital, Nimba	0	1	0	1	0	0	0	0	0
Pleebo Health Center, Maryland	0	1	0	1	0	0	0	0	0
Fish Town Hospital, River Gee	0	1	0	1	0	0	0	0	0
Tellewoyan Hospital, Lofa	0	2	0	0	2	2	0	0	2
Bong	0	0	0	0	0	0	0	0	0
Arcelor Mittal, Grand Bassa	0	5	0	5	0	0	0	0	0
Liberia Government Hospital, Grand Bassa	0	2	0	0	2	0	2	2	0
Duside Hospital, Margibi	1	19	0	12	7	5	2	2	5
F. J. Grant Hospital, Sinoe	0	2	0	1	1	1	0	0	1
Total	2	37	0	23	14	8	5	5	9

Laboratory Samples Evaluated – June 08, 2020

Laboratory	Total	New Positive	Repeat Positive	Initial Negative	Repeat Test Negative	Pending Lab Result
NPHRL	161	13	8	118	10	12
Total	161	13	8	118	10	12

Summary of COVID-19 Contact Tracing in Response Counties

County	New Contacts Line listed	Cumulative Contacts	No. of Health Care Workers as Contacts	Cumulative no. of Health Care Workers as contacts	Contacts became a case	Cumulative contacts that became a case	Contacts Completed 14 Days	Cumulative Contacts Completing 14 Days	Contacts Under Follow-up	Contacts lost to Follow-up
Montserrado	41	2364	5	304	0	94	16	2002	306	3
Margibi	10	286	0	91	1	22	0	139	147	0
Grand Bassa	0	74	0	58	0	6	0	48	20	0
Maryland	0	52	0	16	0	0	0	52	2	0
River Gee	0	72	0	1	0	0	0	72	0	0
Sinoe	0	128	0	15	0	0	0	104	24	0
Grand Kru	0	98	0	0	0	1	0	98	0	1
Gbarpolu	0	53	0	12	0	6	0	47	0	0
Lofa	3	227	0	30	0	3	23	0	209	15
Nimba	8	364	0	25	0	1	0	349	12	2
Bong	4	14	0	0	0	0	0	0	14	0
National	66	3732	5	552	1	133	39	2911	734	21

**Data reconciliation is currently ongoing in Montserrado thereby leading to incomplete information on the county record. The national team is closely working with the county to resolve on the completion of the data cleaning*

Active Case Finding (16 March – 08 June 2020)

County	Visitation				Identification, Investigation & Testing								Supervision		
	No. of communities Assigned	No. of communities Visited	No. of Households Assigned	No. of Households Visited	Sick persons Identified	Cumulative Sick persons identified	Sick persons referred for Investigation	Cumulative Sick person referred for Investigation	Sick persons Investigated	Cumulative Sick persons Investigated	Sick persons investigated and referred for testing	Cumulative Sick persons investigated and referred for testing	No. of Sick persons followed-up today	No. of supervision visits	No. of Supervisory Calls
Montserrat	250	0	0	24015	1	300	1	165	1	156	0	107	0	0	0
Margibi	15	15	15	150	0	4	0	4	0	16	0	10	5	5	10
Maryland	18	18	73	73	8	88	0	0	8	88	0	0	8	0	0
River Gee	80	80	40	20	1	14	1	14	1	14	0	6	0	6	0
Sinoe	19	19	1378	826	0	0	0	0	0	0	0	0	0	4	6
Grand Kru	75	50	1000	1000	2	7	2	7	2	7	1	7	2	5	3
Gbarpolu	13	4	1170	42	0	9	0	9	0	9	0	0	0	1	0
Grand Bassa	9	9	177	177	0	31	0	31	0	31	0	0	0	0	0
Nimba	0	0	0	0	0	0	0	0	0	0	0	0	0	0	0
Lofa	331	330	952	957	5	34	5	34	5	34	5	34	5	49	77
Bong	0	0	0	0	0	0	0	0	0	0	0	0	0	0	0
National	801	516	4628	27083	17	456	9	233	17	324	6	164	20	70	96

Thank you for Listening