



Liberia COVID-19 Daily Sitrep 87 (10th June 2020)

Summary of COVID-19 Cases by Reporting County, Liberia, 16 March – 10 June 2020

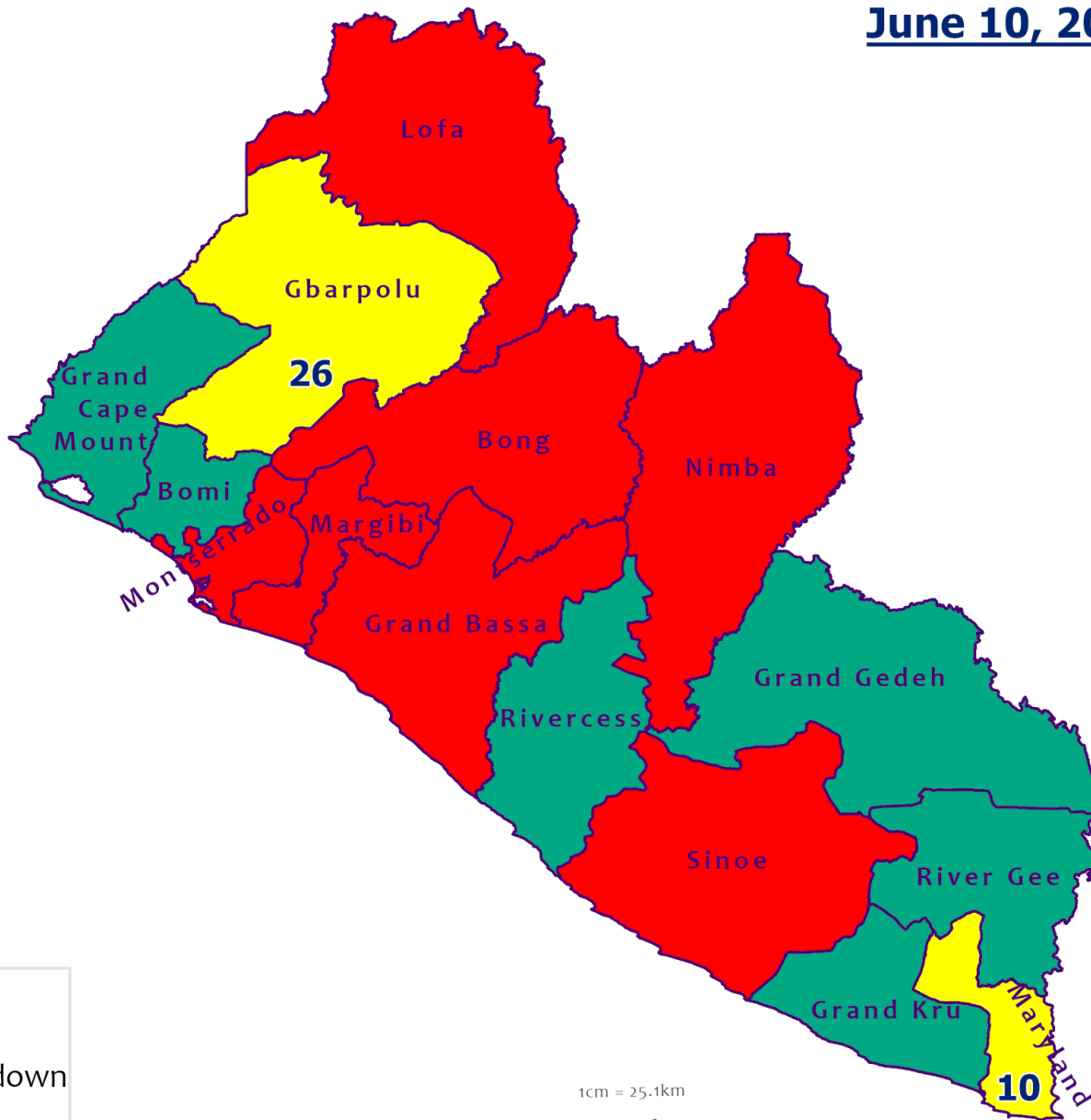
County	Laboratory Confirmed Cases	Confirmed Cases on Contact List	CUMULATIVE CASES Confirmed
	Bong	1	0
Gbarpolu	0	0	7
Grand Bassa	1	0	9
Grand Kru	0	0	1
Lofa	0	0	4
Margibi	0	0	29
Maryland	0	0	1
Montserrado	11	0	345
Nimba	0	0	8
River Gee	0	0	1
Sinoe	0	0	2
NATIONAL	13	0	410

Demographic Breakdown (Gender & Age) of Confirmed COVID-19 Cases (March 16 – 10 June 2020)

County	<15 years		15 - 34		35 - 54		55+		All ages		Total Confirmed
	M	F	M	F	M	F	M	F	M	F	
Bong	0	0	0	0	2	0	1	0	3	0	3
Gbarpolu	1	2	0	1	1	1	1	0	3	4	7
Grand Bassa	1	0	1	6	0	1	0	0	2	7	9
Grand Kru	0	0	1	0	0	0	0	0	1	0	1
Lofa	0	0	0	0	2	0	2	0	4	0	4
Margibi	2	1	3	5	6	4	4	4	15	14	29
Maryland	0	0	1	0	0	0	0	0	1	0	1
Montserrado	12	17	84	43	95	41	37	16	228	117	345
Nimba	0	0	0	0	5	1	1	1	6	2	8
River Gee	0	0	0	0	1	0	0	0	1	0	1
Sinoe	0	0	0	0	2	0	0	0	2	0	2
National	16	20	90	55	114	48	46	21	266	144	410



Counties COVID-19 Status in Liberia June 10, 2020



County Status

- Preparedness
- 28-Day Countdown
- Response

1cm = 25.1km



Data Source: NPHIL/MoH

Demographic Breakdown (Gender & Age) of Confirmed COVID-19 Deaths (March 16 – 10 June 2020)

County	<15 years		15 - 34		35 - 54		55+		All ages		Total Confirmed
	M	F	M	F	M	F	M	F	M	F	
Bong	0	0	0	0	0	0	2	0	2	0	2
Gbarpolu	0	0	0	0	1	0	1	0	2	0	2
Grand Bassa	0	0	0	0	0	0	0	0	0	0	0
Grand Kru	0	0	0	0	0	0	0	0	0	0	0
Lofa	0	0	0	0	0	0	2	0	2	0	2
Margibi	0	0	0	0	0	0	0	1	0	1	1
Maryland	0	0	0	0	0	0	0	0	0	0	0
Montserrado	0	0	0	0	8	4	6	2	14	6	20
Nimba	0	0	0	0	2	1	1	0	3	1	4
River Gee	0	0	0	0	0	0	0	0	0	0	0
Sinoe	0	0	0	0	0	0	0	0	0	0	0
National	0	0	0	0	11	5	12	3	23	8	31

Summary of COVID-19 Deaths by Reporting County, Liberia, 16 March – 09 June 2020

County	DAILY REPORT								Cumulative Deaths
	New Suspected Deaths	Laboratory Confirmed Deaths						Confirmed Deaths on Contact List	
		COVID-19 Treatment Unit	Total in COVID-19 Treatment Unit	Health Facility	Total in Health Facility	Community	Total in Community		
Bong	0	0	0	0	1	0	1	0	2
Gbarpolu	0	0	0	0	2	0	0	0	2
Grand Bassa	0	0	0	0	0	0	0	0	0
Grand Kru	0	0	0	0	0	0	0	0	0
Lofa	0	0	0	0	2	0	1	0	3
Maryland	0	0	0	0	0	0	0	0	0
Margibi	0	0	0	0	1	0	0	0	1
Montserrado	0	0	4	0	5	0	11	0	20
Nimba	0	0	0	0	3	0	1	0	4
River Gee	0	0	0	0	0	0	0	0	0
Sinoe	0	0	0	0	0	0	0	0	0
National	0	0	4	0	13	0	14	0	31

The Liberia Case Fatality rate (CFR) officially considered is for deaths that occurred among patients in care at the COVID-19 treatment units across the country. As of 1 June 2020 , a total of 4 deaths have been recorded CFR=1.38%. The country is however keeping active surveillance on community deaths and deaths in non COVID-19 treatment health units.

Daily and Cumulative Healthcare Worker (HCW) COVID-19 Cases and Deaths by County, Liberia, 16 March – 10 June 2020

County	DAILY REPORT						CUMULATIVE CASES (ALIVE & DEAD)	
	New Suspected & High Risk Cases (Alive)			New Suspect Death	Laboratory Confirmed Cases	Confirmed Cases on Contact List	Confirmed	Deaths
	Suspect	High Risk	Total	Death	Cases			
Bong	0	0	0	0	0	0	1	1
Gbarpolu	0	0	0	0	0	0	1	1
Grand Bassa	0	0	0	0	0	0	1	0
Grand Kru	0	0	0	0	0	0	0	0
Lofa	0	0	0	0	0	0	0	0
Margibi	0	0	0	0	0	0	9	1
Maryland	0	0	0	0	0	0	0	0
Montserrado	0	0	0	0	0	0	36	1
Nimba	0	0	0	0	0	0	1	0
River Gee	0	0	0	0	0	0	0	0
Sinoe	0	0	0	0	0	0	0	0
NATIONAL	0	0	0	0	0	0	49	4

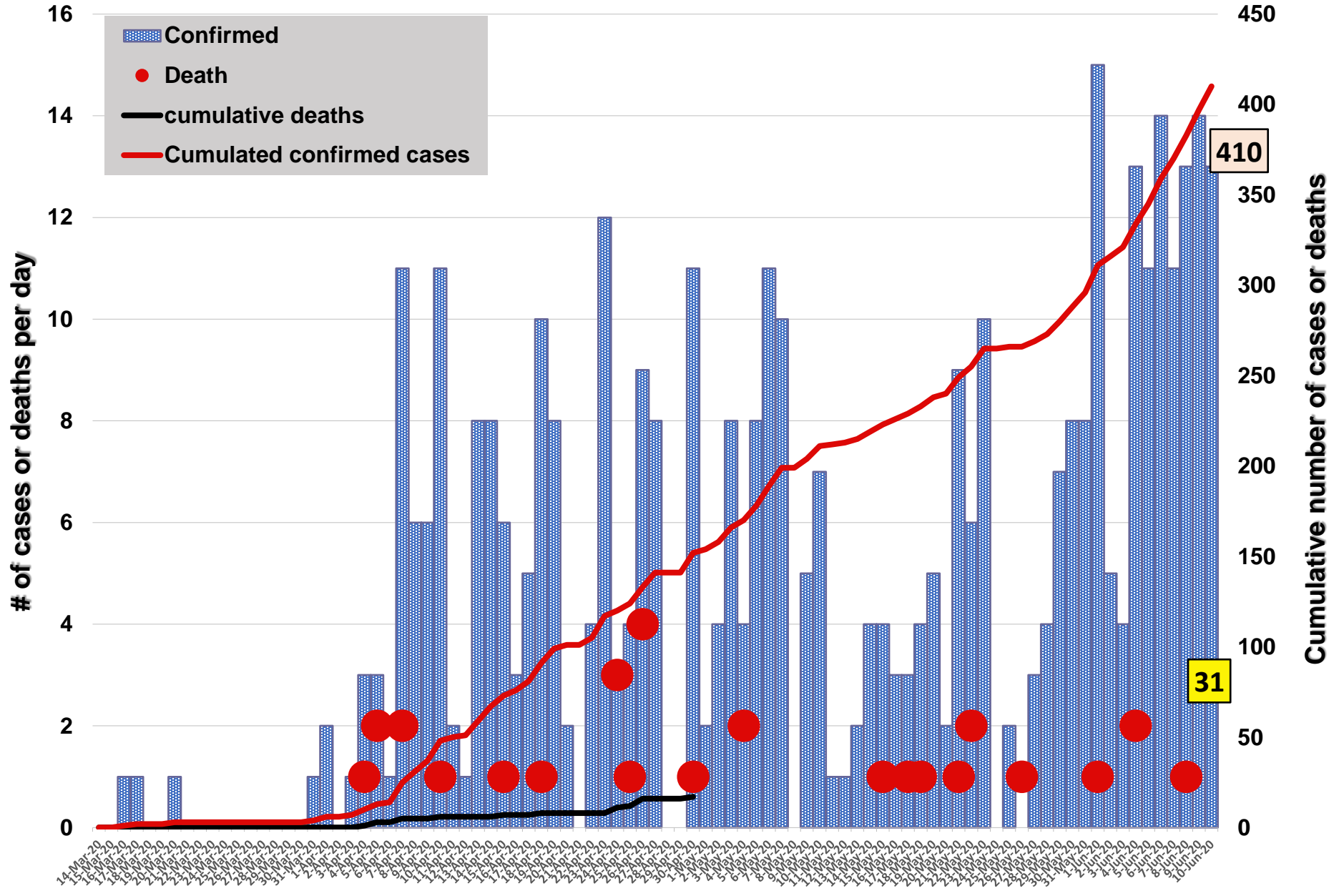
Cadre Cases and Deaths by Health Care Workers (16 March – 10 June 2020)

Health Care Worker Cadre	Montserrat		Margibi		Nimba		River Gee		Sinoe		Grand Kru		Gbarpolu		Bong		Lofa		Grand Bassa		National (Total)	
	Cases	Deaths	Cases	Deaths	Cases	Deaths	Cases	Deaths	Cases	Deaths	Cases	Deaths	Cases	Deaths	Cases	Deaths	Cases	Deaths	Cases	Deaths	Cases	Deaths
Doctors	5	0	0	0	1	0	0	0	0	0	0	0	0	0	0	0	0	0	0	0	6	0
Pharmacists	1	0	0	0	0	0	0	0	0	0	0	0	0	0	0	0	0	0	0	0	1	0
Nurses	15	1	3	0	0	0	0	0	0	0	0	0	1	1	0	0	0	0	1	0	20	2
Radiologist	1	0	0	0	0	0	0	0	0	0	0	0	0	0	0	0	0	0	0	0	1	0
Physician Assistants	0	0	0	0	0	0	0	0	0	0	0	0	0	0	0	0	0	0	0	0	0	0
Lab Technician	4	0	1	0	0	0	0	0	0	0	0	0	0	0	0	0	0	0	0	0	5	0
Environmental Health Technicians	6	0	0	0	0	0	0	0	0	0	0	0	0	0	0	0	0	0	0	0	6	0
Microbiologist	1	0	0	0	0	0	0	0	0	0	0	0	0	0	0	0	0	0	0	0	1	0
Epidemiologist	2	0	0	0	0	0	0	0	0	0	0	0	0	0	0	0	0	0	0	0	2	0
Dieticians	0	0	5	1	0	0	0	0	0	0	0	0	0	0	0	0	0	0	0	0	5	1
Licensed Practical Nurse (LPN)	0	0	0	0	0	0	0	0	0	0	0	0	0	0	1	1	0	0	0	0	1	1
Psychosocial Worker	1	0	0	0	0	0	0	0	0	0	0	0	0	0	0	0	0	0	0	0	1	0
Total:	36	1	9	1	1	0	0	0	0	0	0	0	1	1	1	1	0	0	1	0	49	4

Suspected and High Risk Cases and Deaths (16 March – 10 June 2020)

County	New Suspected	Cumulative Suspected	New High Risk	Cumulative High Risk	New Suspected Deaths	Cumulative Suspected Deaths
Montserrado	72	3208	0	0	1	72
Margibi	0	3	0	24	0	1
Maryland	0	16	0	12	0	3
River Gee	0	5	0	8	0	0
Lofa	2	37	0	36	2	35
Sinoe	0	30	0	43	0	1
Grand Kru	0	14	0	21	0	1
Gbarpolu	2	11	0	6	0	0
Grand Bassa	0	40	0	33	0	0
Nimba	4	52	13	98	0	10
Bong	0	2	0	14	0	4
National	80	3418	13	295	3	127

EPI-Curve of Confirmed Cases and Deaths

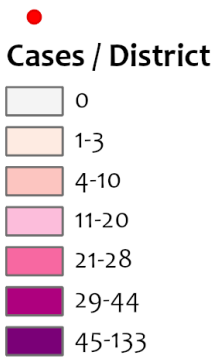


COVID-19 Cases in Liberia - June 10, 2020




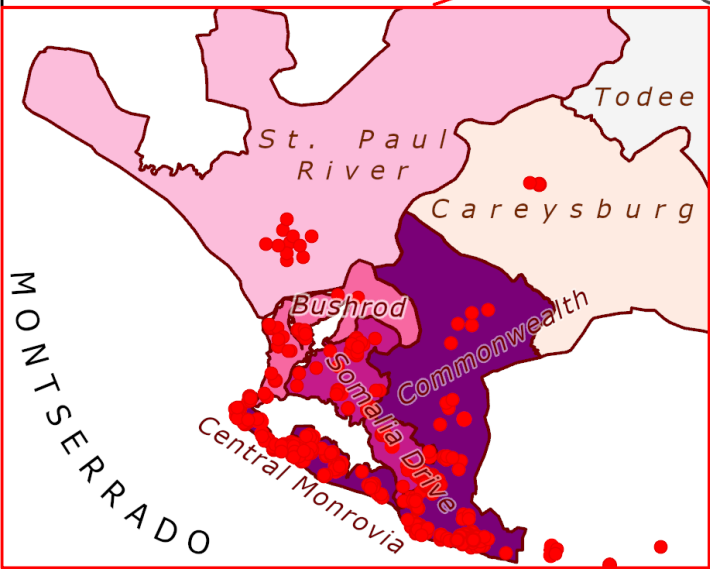
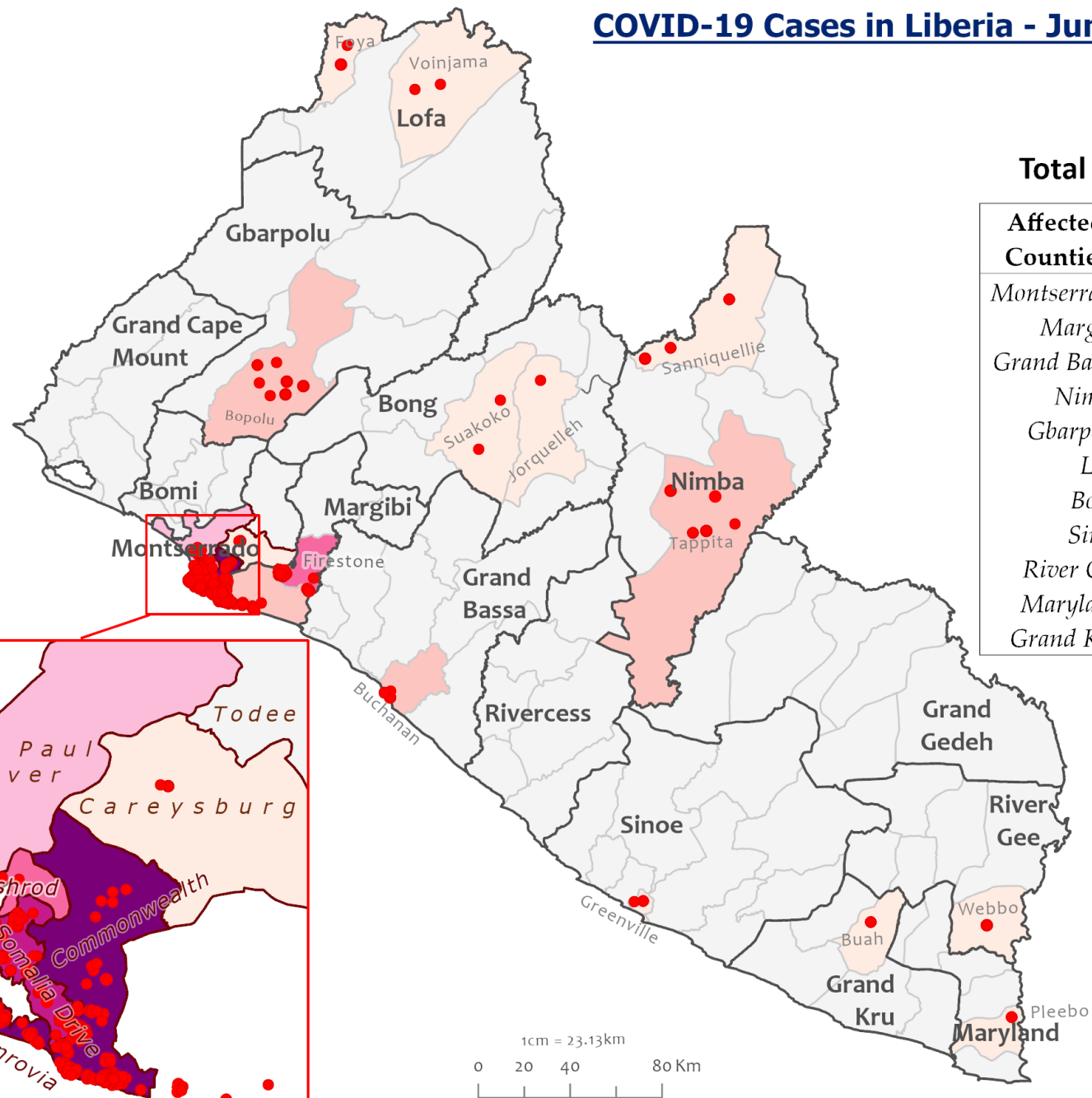
Legend

Confirmed Cases



Total Cases: **410**

Affected Counties	Cumulative Cases
Montserrado	345
Margibi	29
Grand Bassa	9
Nimba	8
Gbarpolu	7
Lofa	4
Bong	3
Sinoe	2
River Gee	1
Maryland	1
Grand Kru	1



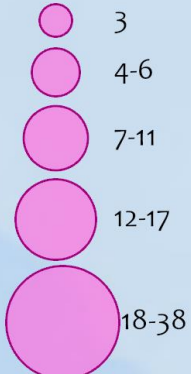
Data Source: NPHIL/MoH

COVID-19 Clusters - Montserrado and Margibi

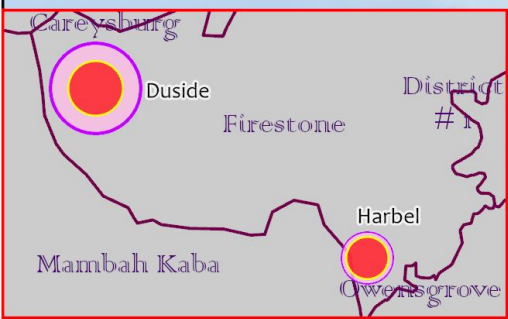
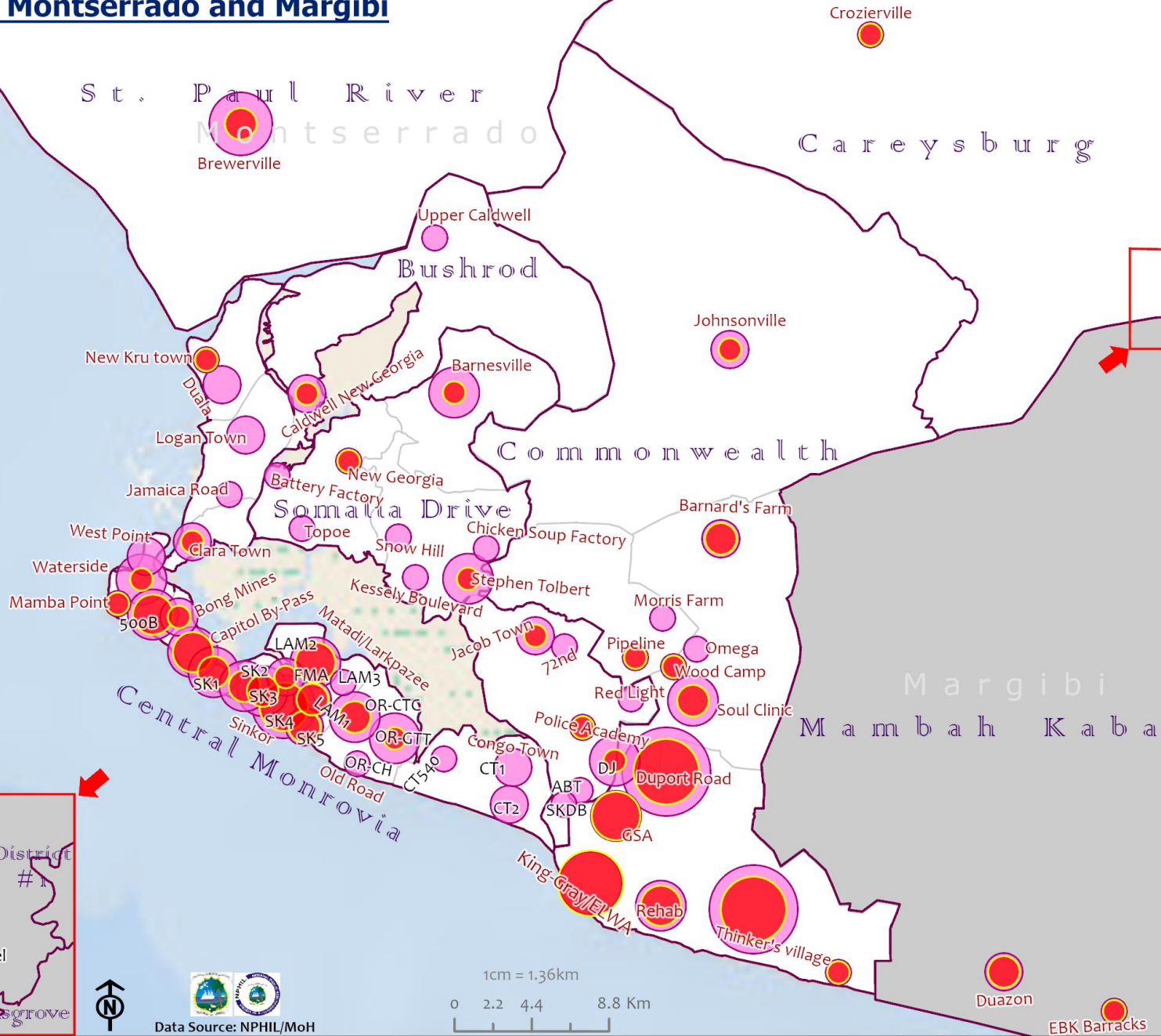
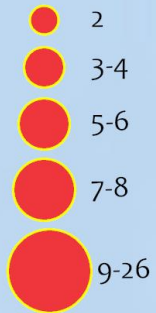
June 10, 2020

Legend

Cumulative Cases



Active Cases



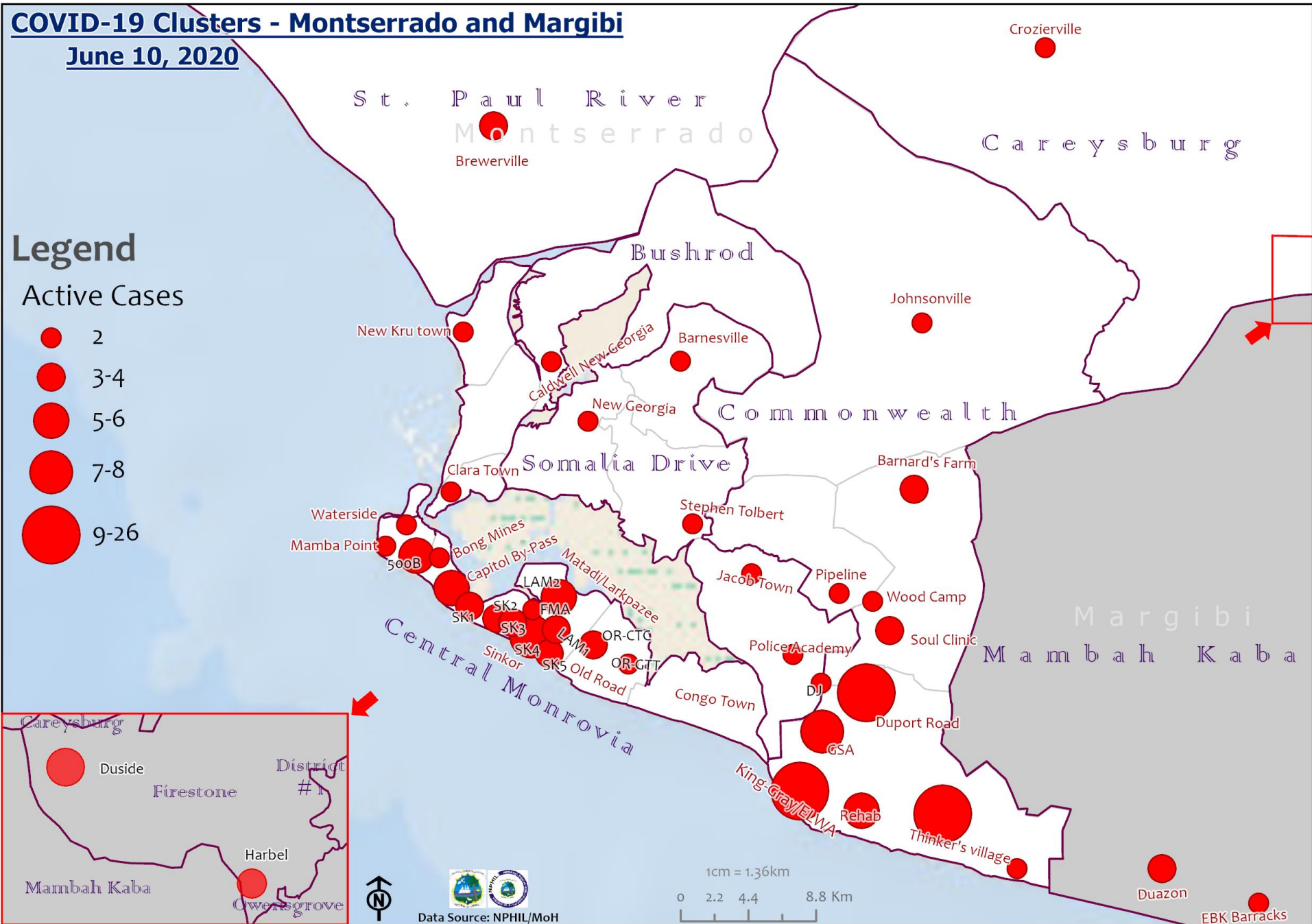
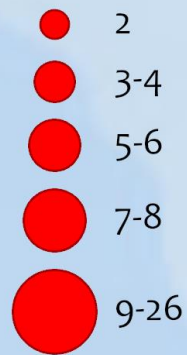
Data Source: NPHIL/MoH

COVID-19 Clusters - Montserrado and Margibi

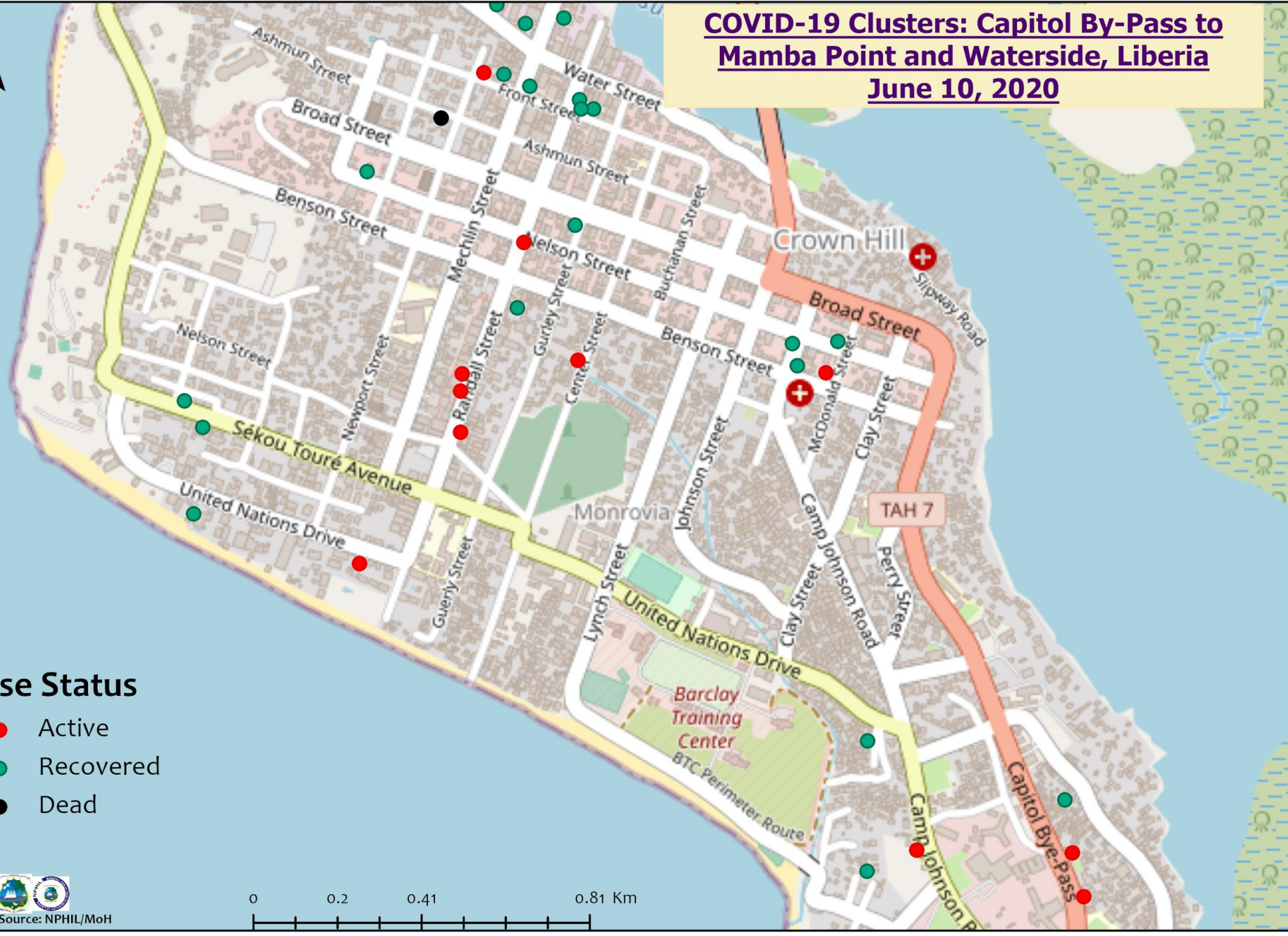
June 10, 2020

Legend

Active Cases



COVID-19 Clusters: Capitol By-Pass to Mamba Point and Waterside, Liberia
June 10, 2020

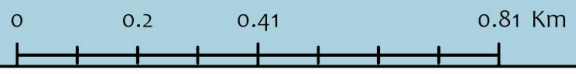


Case Status

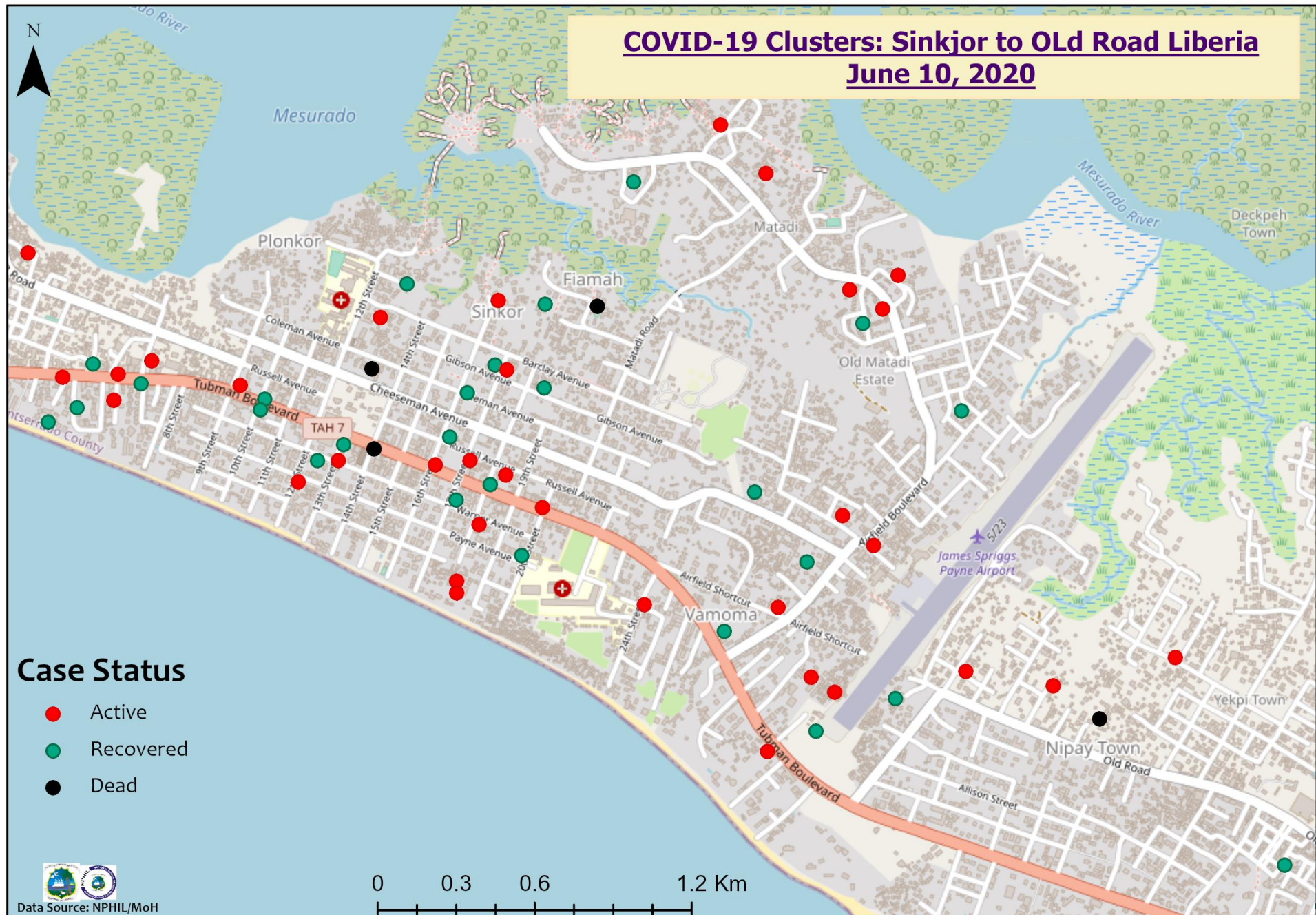
- Active
- Recovered
- Dead



Data Source: NPHIL/MoH



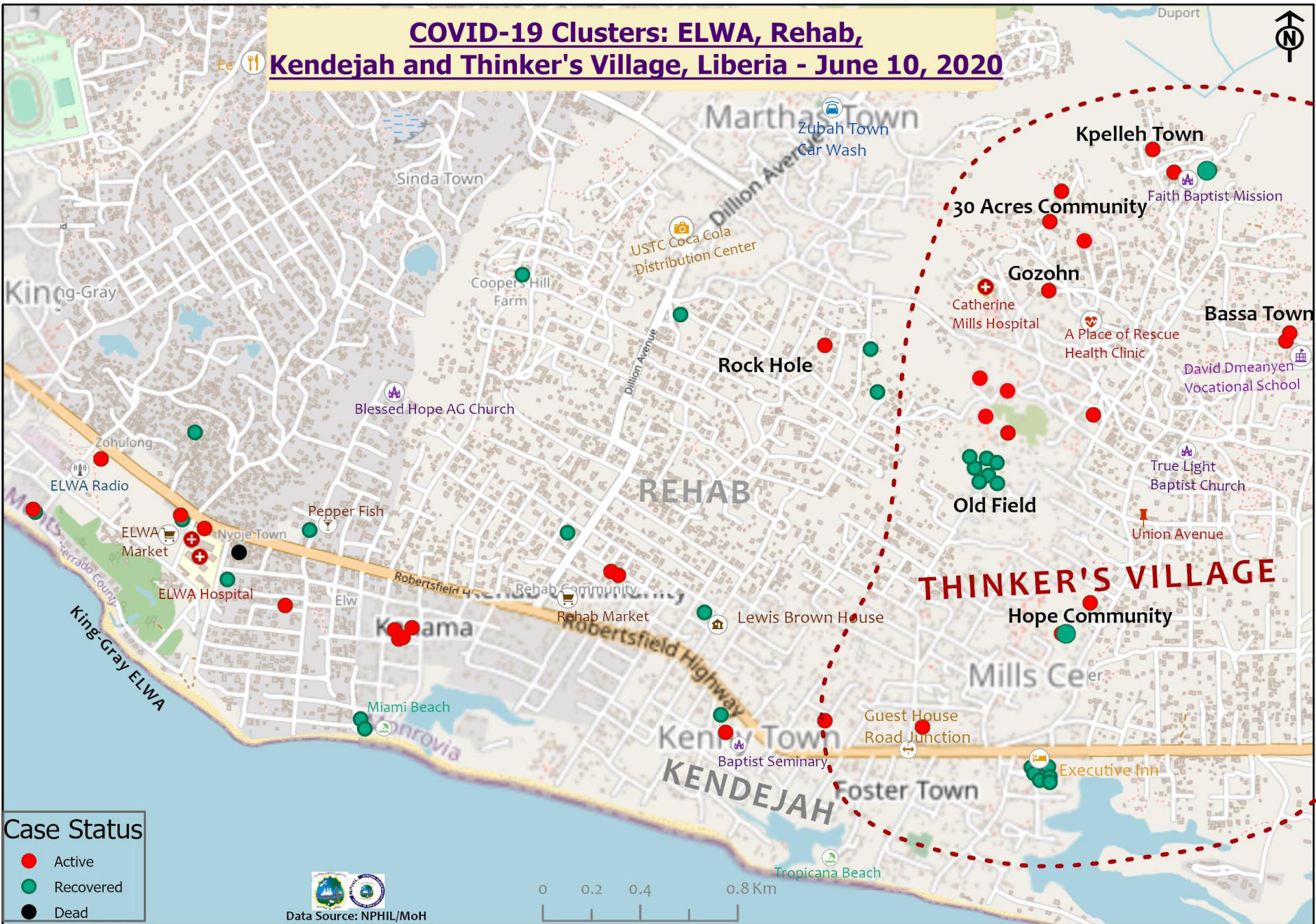
COVID-19 Clusters: Sinkjor to OLd Road Liberia June 10, 2020



Case Status

- Active
- Recovered
- Dead

COVID-19 Clusters: ELWA, Rehab, Kendejah and Thinker's Village, Liberia - June 10, 2020



Precautionary Observation Centers (POC): Admission and Discharges

County	Precautionary Observation Centers				Cumulative Move to Treatment
	New admissions	Currently in POC	Daily Discharges	Cumulative Discharges (not including transferred)	
Bong	0	9	0	0	0
Gbarpolu	0	0	0	0	0
Grand Bassa	1	0	10	18	1
Grand Kru	0	0	0	16	0
Margibi	10	27	0	48	0
Maryland	0	4	0	35	0
Montserrado	0	48	0	0	0
Nimba	0	13	0	17	0
River Gee	0	0	0	0	0
Sinoe	0	8	0	104	0
Lofa	0	26	0	23	0
NATIONAL	11	135	10	261	1

Treatment Unit Daily Report – June 10, 2020

14 Military Hospital Treatment Unit						
New admissions	Daily Discharges	Cumulative Recoveries	Daily Deaths	Cumulative Deaths	*Currently in treatment	Number of Vacant Beds
17	6	182	0	4	65	45

Demographic Breakdown of Cases at 14 Military Hospital											
Total Census	Total Adult	Total Children	Total Female	Total Male	Total Confirm	Others	Pregnant	Children			
								<1	1-5	6-10	11-17
65	59	6	17	48	64	1	0	0	4	1	1

*64 confirmed cases + 1 special case = 65 Total Patients

Recoveries from Treatment Units (16 March – 10 June 2020)

Treatment Unit	New admissions	Cumulative admissions	Recoveries	Cumulative Recoveries
14 Military Hospital, Montserrado	17	252	6	182
Chief Jallahlone Hospital, Gbarpolu	0	1	0	1
Rally Time Hospital, Grand Kru	0	1	0	1
Jackson F. Doe Hospital, Nimba	0	2	0	1
Ganta Methodist Hospital, Nimba	0	1	0	1
Pleebo Health Center, Maryland	0	1	0	1
Fish Town Hospital, River Gee	0	1	0	1
Tellewoyan Hospital, Lofa	0	2	0	0
Bong	0	0	0	0
Liberia Government Hospital, Grand Bassa	0	3	0	0
Arcelor Mittal, Grand Bassa	0	5	0	5
Duside Hospital, Margibi	0	19	0	12
F. J. Grant Hospital, Sinoe	0	2	0	1
Total	17	290	6	206

Admissions, Currently in Treatment, and Discharges

COVID-19 Treatment Units									
Treatment Unit	New admissions	Cumulative admissions	Discharges	Cumulative Discharges	Currently in Treatment Unit	Total Males	Total Females	0-35 yrs	36+ yrs
Chief Jallahlone Hospital, Gbarpolu	0	1	0	1	0	0	0	0	0
Kru	0	1	0	1	0	0	0	0	0
Jackson F. Doe Hospital, Nimba	0	2	0	1	1	0	1	0	1
Ganta Methodist Hospital, Nimba	0	1	0	1	0	0	0	0	0
Pleebo Health Center, Maryland	0	1	0	1	0	0	0	0	0
Fish Town Hospital, River Gee	0	1	0	1	0	0	0	0	0
Tellewoyan Hospital, Lofa	0	2	0	0	2	2	0	0	2
Bong	0	0	0	0	0	0	0	0	0
Arcelor Mittal, Grand Bassa	0	5	0	5	0	0	0	0	0
Liberia Government Hospital, Grand Bassa	0	3	0	0	3	1	2	2	1
Duside Hospital, Margibi	0	19	0	12	7	5	2	2	5
F. J. Grant Hospital, Sinoe	0	2	0	1	1	1	0	0	1
Total	0	38	0	24	14	9	5	4	10

Laboratory Samples Evaluated – June 10, 2020

Laboratory	Total	New Positive	Repeat Positive	Initial Negative	Repeat Test Negative	Pending Lab Result
NPHRL	82	13	4	64	0	1
Total	82	13	4	64	0	1

Summary of COVID-19 Contact Tracing in Response Counties

County	New Contacts Line listed	Cumulative Contacts	No. of Health Care Workers as Contacts	Cumulative no. of Health Care Workers as contacts	Contacts became a case	Cumulative contacts that became a case	Contacts Completed 14 Days	Cumulative Contacts Completing 14 Days	Contacts Under Follow-up	Contacts lost to Follow-up
Montserratado	3	2462	0	304	0	94	14	2050	366	3
Margibi	0	286	0	91	0	22	0	139	147	0
Grand Bassa	0	74	0	58	1	8	10	58	8	0
Maryland	0	52	0	16	0	0	0	52	2	0
River Gee	0	72	0	1	0	0	0	72	0	0
Sinoe	0	128	0	15	0	0	0	104	24	0
Grand Kru	0	98	0	0	0	1	0	98	0	1
Gbarpolu	0	53	0	12	0	6	0	47	0	0
Lofa	17	250	0	30	0	3	28	87	161	15
Nimba	27	394	0	25	0	1	0	349	119	2
Bong	0	10	0	0	0	0	0	0	9	9
National	47	3879	0	552	1	135	52	3056	836	30

The numbers for Nimba is still high because some contacts are still being followed up because they refused for their samples to be taken and others that samples were taken have not received lab results yet

Active Case Finding (16 March – 10 June 2020)

County	Visitation				Identification, Investigation & Testing								Supervision		
	No. of communities Assigned	No. of communities Visited	No. of Households Assigned	No. of Households Visited	Sick persons Identified	Cumulative Sick persons identified	Sick persons referred for Investigation	Cumulative Sick person referred for Investigation	Sick persons Investigated	Cumulative Sick persons Investigated	Sick persons investigated and referred for testing	Cumulative Sick persons investigated and referred for testing	No. of Sick persons followed-up today	No. of supervision visits	No. of Supervisory Calls
Montserrat	250	0	0	27085	0	304	0	169	0	160	0	111	0	0	0
Margibi	15	15	15	149	0	4	0	4	0	16	0	10	5	10	5
Maryland	12	12	98	98	26	243	0	0	0	243	0	0	26	0	0
River Gee	0	0	0	0	0	0	0	0	0	0	0	0	0	0	0
Sinoe	19	19	1555	1080	3	3	3	3	3	3	0	0	3	3	7
Grand Kru	75	50	1000	1000	2	7	2	7	2	7	1	7	2	5	3
Gbarpolu	13	5	1170	12	2	10	2	10	0	9	0	0	0	1	1
Grand Bassa	13	13	201	201	3	42	3	42	3	42	0	0	0	0	0
Nimba	460	366	4545	3085	0	9	0	9	0	9	0	5	5	0	0
Lofa	317	179	849	857	2	37	2	37	0	37	2	37	2	39	104
Bong	2	2	2	2	0	0	0	0	0	0	0	0	0	0	0
National	1161	646	9232	33366	35	617	9	239	5	484	3	170	43	58	120

Thank you for Listening