



Liberia COVID-19 Daily Sitrep 88 (11th June 2020)

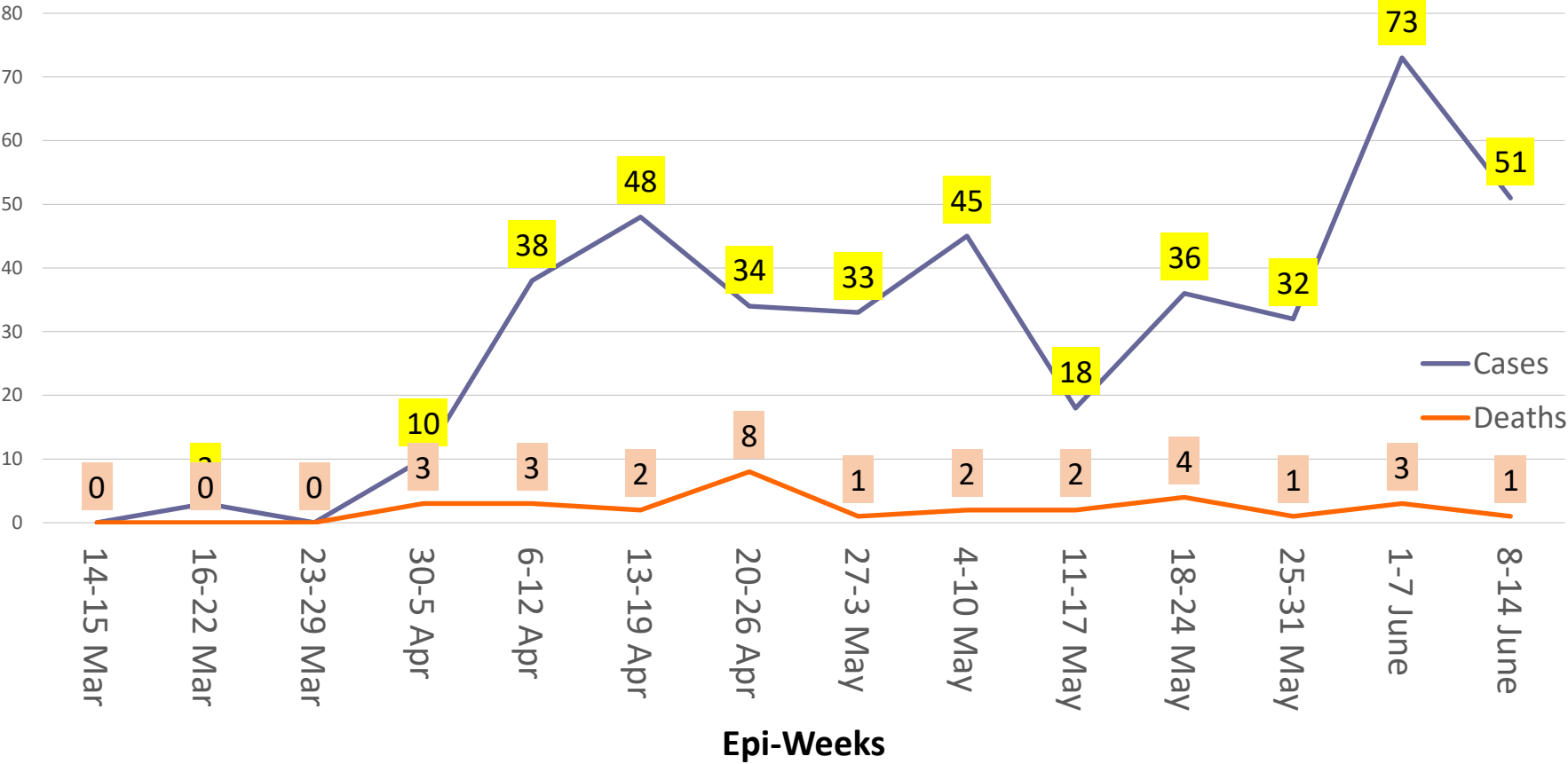
Summary of COVID-19 Cases by Reporting County, Liberia, 16 March – 11 June 2020

County	Laboratory Confirmed Cases	Confirmed Cases on Contact List	CUMULATIVE CASES
			Confirmed
Bong	1	0	4
Gbarpolu	0	0	7
Grand Bassa	0	0	9
Grand Kru	0	0	1
Lofa	0	0	4
Margibi	0	0	29
Maryland	0	0	1
Montserrado	10	0	355
Nimba	0	0	8
River Gee	0	0	1
Sinoe	0	0	2
NATIONAL	11	0	421

Demographic Breakdown (Gender & Age) of Confirmed COVID-19 Cases (March 16 – 11 June 2020)

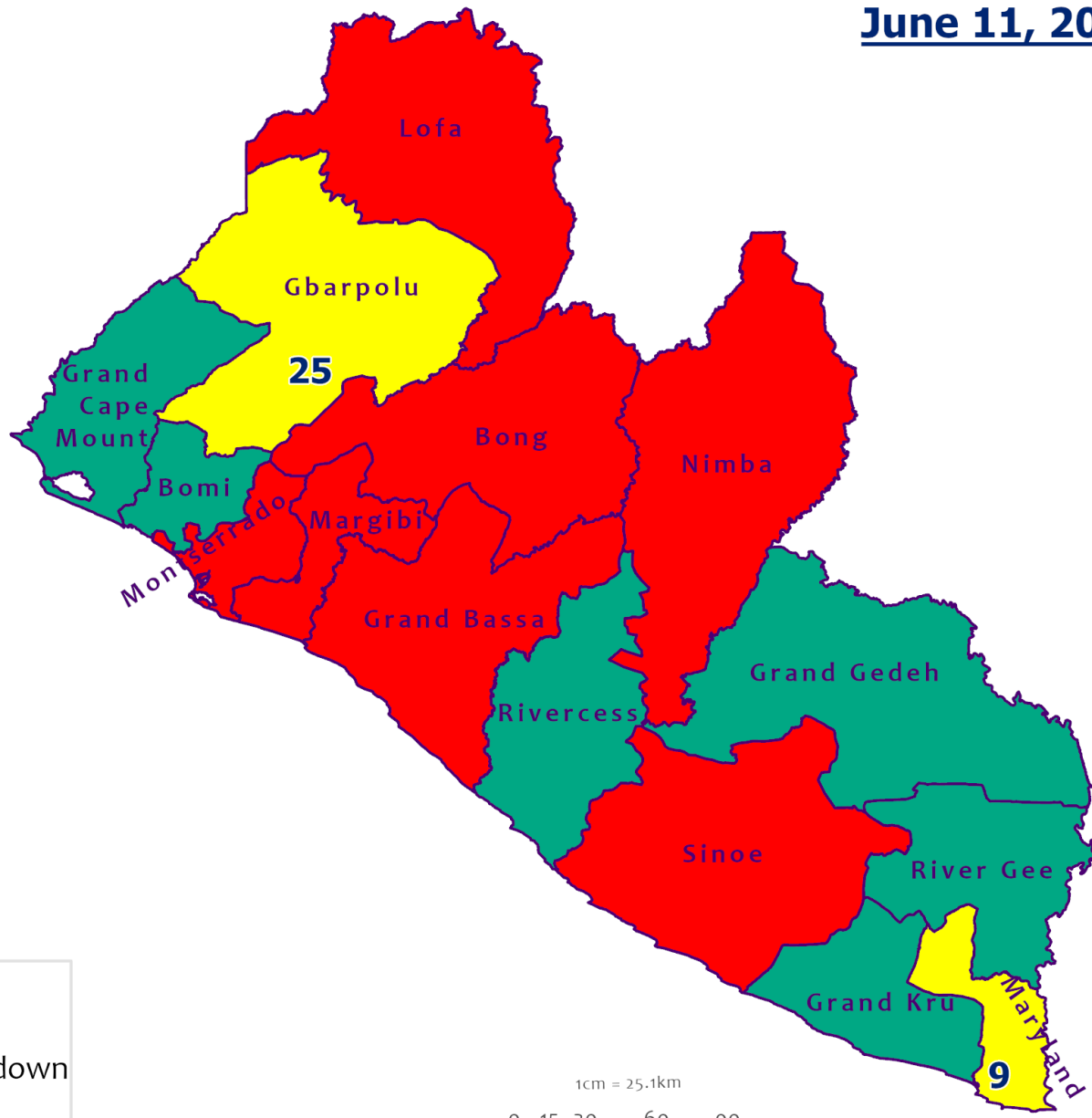
County	<15 years		15 - 34		35 - 54		55+		All ages		Total Confirmed
	M	F	M	F	M	F	M	F	M	F	
Bong	0	0	0	0	3	0	1	0	4	0	4
Gbarpolu	1	2	0	1	1	1	1	0	3	4	7
Grand Bassa	1	0	1	6	0	1	0	0	2	7	9
Grand Kru	0	0	1	0	0	0	0	0	1	0	1
Lofa	0	0	0	0	2	0	2	0	4	0	4
Margibi	2	1	3	5	6	4	4	4	15	14	29
Maryland	0	0	1	0	0	0	0	0	1	0	1
Montserrado	13	18	85	44	98	41	40	16	236	119	355
Nimba	0	0	0	0	5	1	1	1	6	2	8
River Gee	0	0	0	0	1	0	0	0	1	0	1
Sinoe	0	0	0	0	2	0	0	0	2	0	2
National	17	21	91	56	118	48	49	21	275	146	421

COVID-19 Cases and Deaths by Epi-week (Mar. 16 - June 14)





Counties COVID-19 Status in Liberia June 11, 2020



County Status

- Preparedness
- 28-Day Countdown
- Response



Data Source: NPHIL/MoH

Demographic Breakdown (Gender & Age) of Confirmed COVID-19 Deaths (March 16 – 11 June 2020)

County	<15 years		15 - 34		35 - 54		55+		All ages		Total Confirmed
	M	F	M	F	M	F	M	F	M	F	
Bong	0	0	0	0	0	0	3	0	3	0	3
Gbarpolu	0	0	0	0	1	0	1	0	2	0	2
Grand Bassa	0	0	0	0	0	0	0	0	0	0	0
Grand Kru	0	0	0	0	0	0	0	0	0	0	0
Lofa	0	0	0	0	0	0	2	0	2	0	2
Margibi	0	0	0	0	0	0	0	1	0	1	1
Maryland	0	0	0	0	0	0	0	0	0	0	0
Montserrado	0	0	0	0	8	4	6	2	14	6	20
Nimba	0	0	0	0	2	1	1	0	3	1	4
River Gee	0	0	0	0	0	0	0	0	0	0	0
Sinoe	0	0	0	0	0	0	0	0	0	0	0
National	0	0	0	0	11	5	13	3	24	8	32

Summary of COVID-19 Deaths by Reporting County, Liberia, 16 March – 11 June 2020

County	DAILY REPORT								Cumulative Deaths
	New Suspected Deaths	Laboratory Confirmed Deaths						Confirmed Deaths on Contact List	
		COVID-19 Treatment Unit	Total in COVID-19 Treatment Unit	Health Facility	Total in Health Facility	Community	Total in Community		
Bong	0	0	0	0	2	0	1	0	3
Gbarpolu	0	0	0	0	2	0	0	0	2
Grand Bassa	0	0	0	0	0	0	0	0	0
Grand Kru	0	0	0	0	0	0	0	0	0
Lofa	0	0	0	0	2	0	1	0	3
Maryland	0	0	0	0	0	0	0	0	0
Margibi	0	0	0	0	1	0	0	0	1
Montserrado	0	0	4	0	5	0	11	0	20
Nimba	0	0	0	0	3	0	1	0	4
River Gee	0	0	0	0	0	0	0	0	0
Sinoe	0	0	0	0	0	0	0	0	0
National	0	0	4	0	14	0	14	0	32

The Liberia Case Fatality rate (CFR) officially considered is for deaths that occurred among patients in care at the COVID-19 treatment units across the country. As of 1 June 2020 , a total of 4 deaths have been recorded CFR=1.38%. The country is however keeping active surveillance on community deaths and deaths in non COVID-19 treatment health units.

Daily and Cumulative Healthcare Worker (HCW) COVID-19 Cases and Deaths by County, Liberia, 16 March – 11 June 2020

County	DAILY REPORT						CUMULATIVE CASES (ALIVE & DEAD)	
	New Suspected & High Risk Cases (Alive)			New Suspect Death	Laboratory Confirmed Cases	Confirmed Cases on Contact List	Confirmed	Deaths
	Suspect	High Risk	Total	Death	Cases			
Bong	0	0	0	0	0	0	1	1
Gbarpolu	0	0	0	0	0	0	1	1
Grand Bassa	0	0	0	0	0	0	1	0
Grand Kru	0	0	0	0	0	0	0	0
Lofa	0	0	0	0	0	0	0	0
Margibi	0	0	0	0	0	0	9	1
Maryland	0	0	0	0	0	0	0	0
Montserrado	0	0	0	0	0	0	36	1
Nimba	0	0	0	0	0	0	1	0
River Gee	0	0	0	0	0	0	0	0
Sinoe	0	0	0	0	0	0	0	0
NATIONAL	0	0	0	0	0	0	49	4

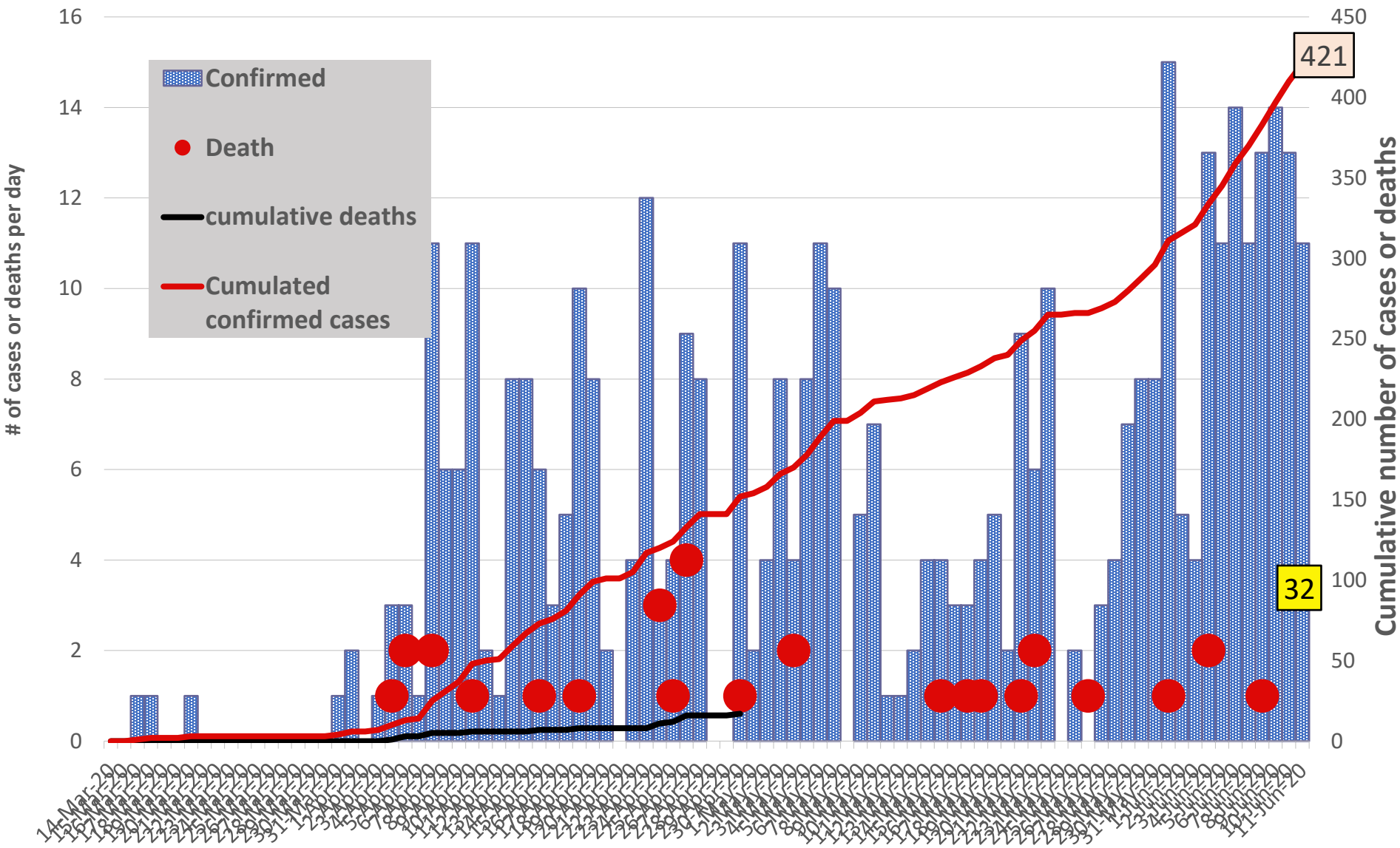
Cadre Cases and Deaths by Health Care Workers (16 March – 11 June 2020)

Health Care Worker Cadre	Montserrat		Margibi		Nimba		River Gee		Sinoe		Grand Kru		Gbarpolu		Bong		Lofa		Grand Bassa		National (Total)	
	Cases	Deaths	Cases	Deaths	Cases	Deaths	Cases	Deaths	Cases	Deaths	Cases	Deaths	Cases	Deaths	Cases	Deaths	Cases	Deaths	Cases	Deaths	Cases	Deaths
Doctors	5	0	0	0	1	0	0	0	0	0	0	0	0	0	0	0	0	0	0	0	6	0
Pharmacists	1	0	0	0	0	0	0	0	0	0	0	0	0	0	0	0	0	0	0	0	1	0
Nurses	15	1	3	0	0	0	0	0	0	0	0	0	1	1	0	0	0	0	1	0	20	2
Radiologist	1	0	0	0	0	0	0	0	0	0	0	0	0	0	0	0	0	0	0	0	1	0
Physician Assistants	0	0	0	0	0	0	0	0	0	0	0	0	0	0	0	0	0	0	0	0	0	0
Lab Technician	4	0	1	0	0	0	0	0	0	0	0	0	0	0	0	0	0	0	0	0	5	0
Environmental Health Technicians	6	0	0	0	0	0	0	0	0	0	0	0	0	0	0	0	0	0	0	0	6	0
Microbiologist	1	0	0	0	0	0	0	0	0	0	0	0	0	0	0	0	0	0	0	0	1	0
Epidemiologist	2	0	0	0	0	0	0	0	0	0	0	0	0	0	0	0	0	0	0	0	2	0
Dieticians	0	0	5	1	0	0	0	0	0	0	0	0	0	0	0	0	0	0	0	0	5	1
Licensed Practical Nurse (LPN)	0	0	0	0	0	0	0	0	0	0	0	0	0	0	1	1	0	0	0	0	1	1
Psychosocial Worker	1	0	0	0	0	0	0	0	0	0	0	0	0	0	0	0	0	0	0	0	1	0
Total:	36	1	9	1	1	0	0	0	0	0	0	0	1	1	1	1	0	0	1	0	49	4

Suspected and High Risk Cases and Deaths (16 March – 11 June 2020)

County	New Suspected	Cumulative Suspected	New High Risk	Cumulative High Risk	New Suspected Deaths	Cumulative Suspected Deaths
Montserrado	86	3294	0	0	0	72
Margibi	0	3	0	24	0	1
Maryland	0	16	0	12	0	4
River Gee	0	5	0	8	0	0
Lofa	0	37	0	36	0	35
Sinoe	0	30	0	43	0	1
Grand Kru	0	14	0	21	0	1
Gbarpolu	0	11	0	6	0	0
Grand Bassa	0	40	0	33	0	0
Nimba	5	57	8	106	0	11
Bong	0	2	0	14	0	4
National	91	3509	8	303	0	129

EPI-Curve of Confirmed Cases and Deaths

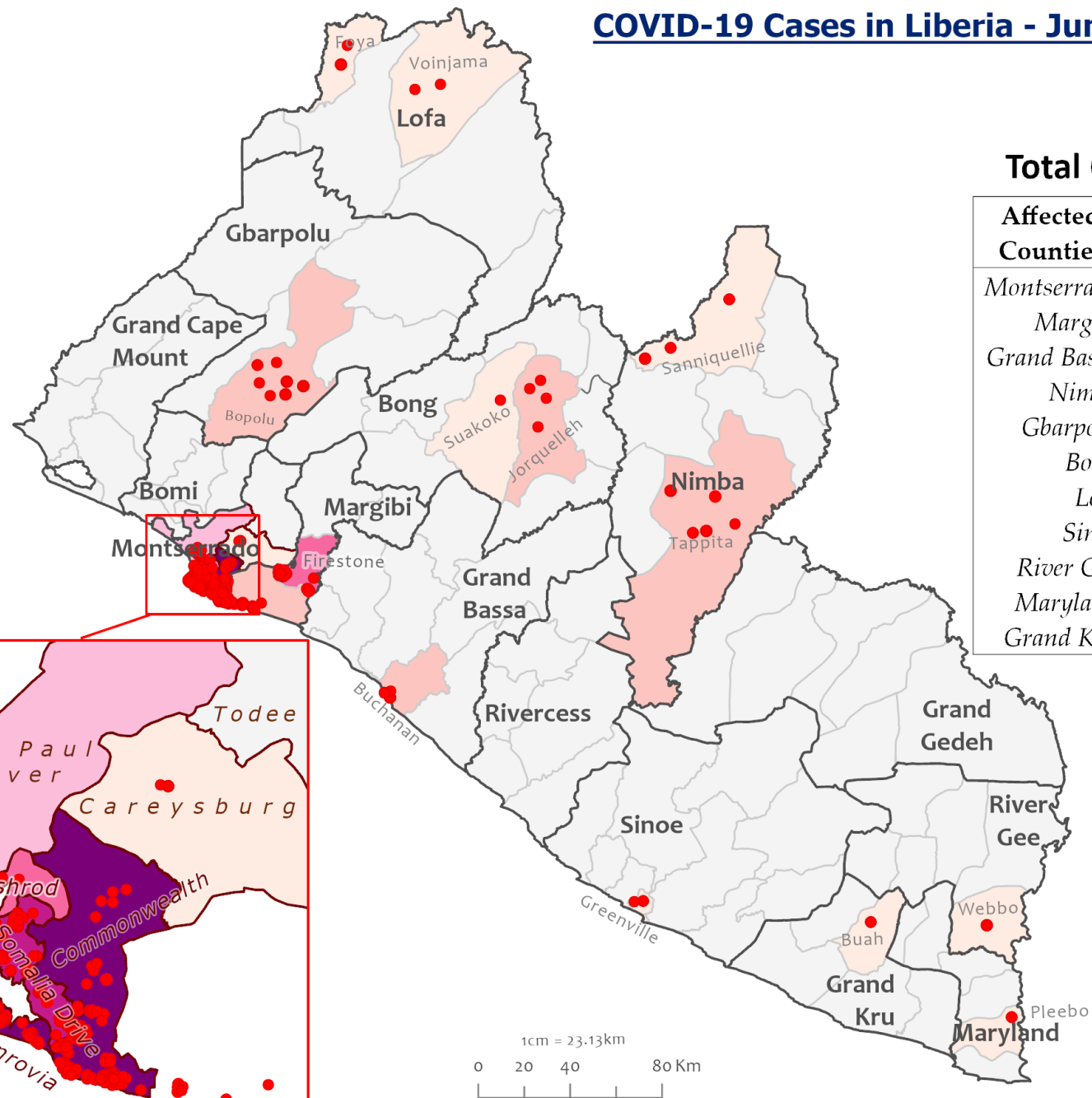
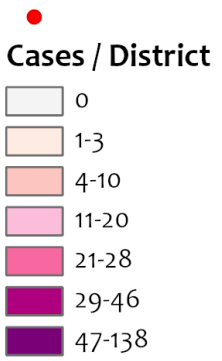


COVID-19 Cases in Liberia - June 11, 2020




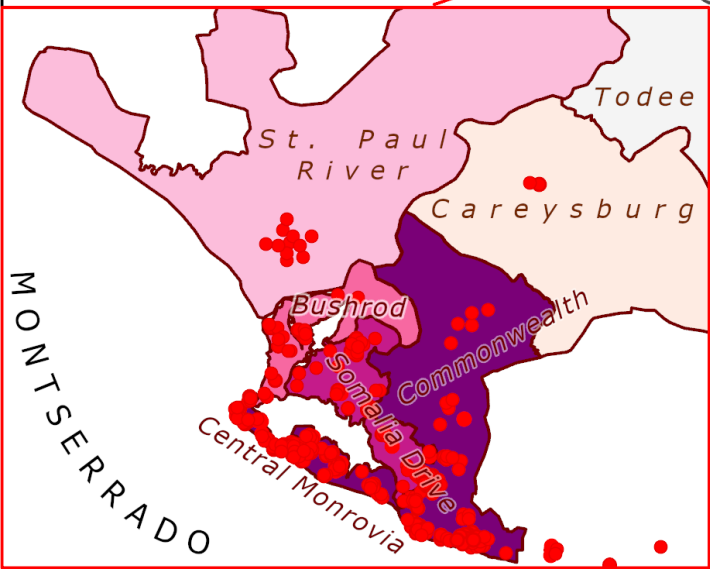
Legend

Confirmed Cases

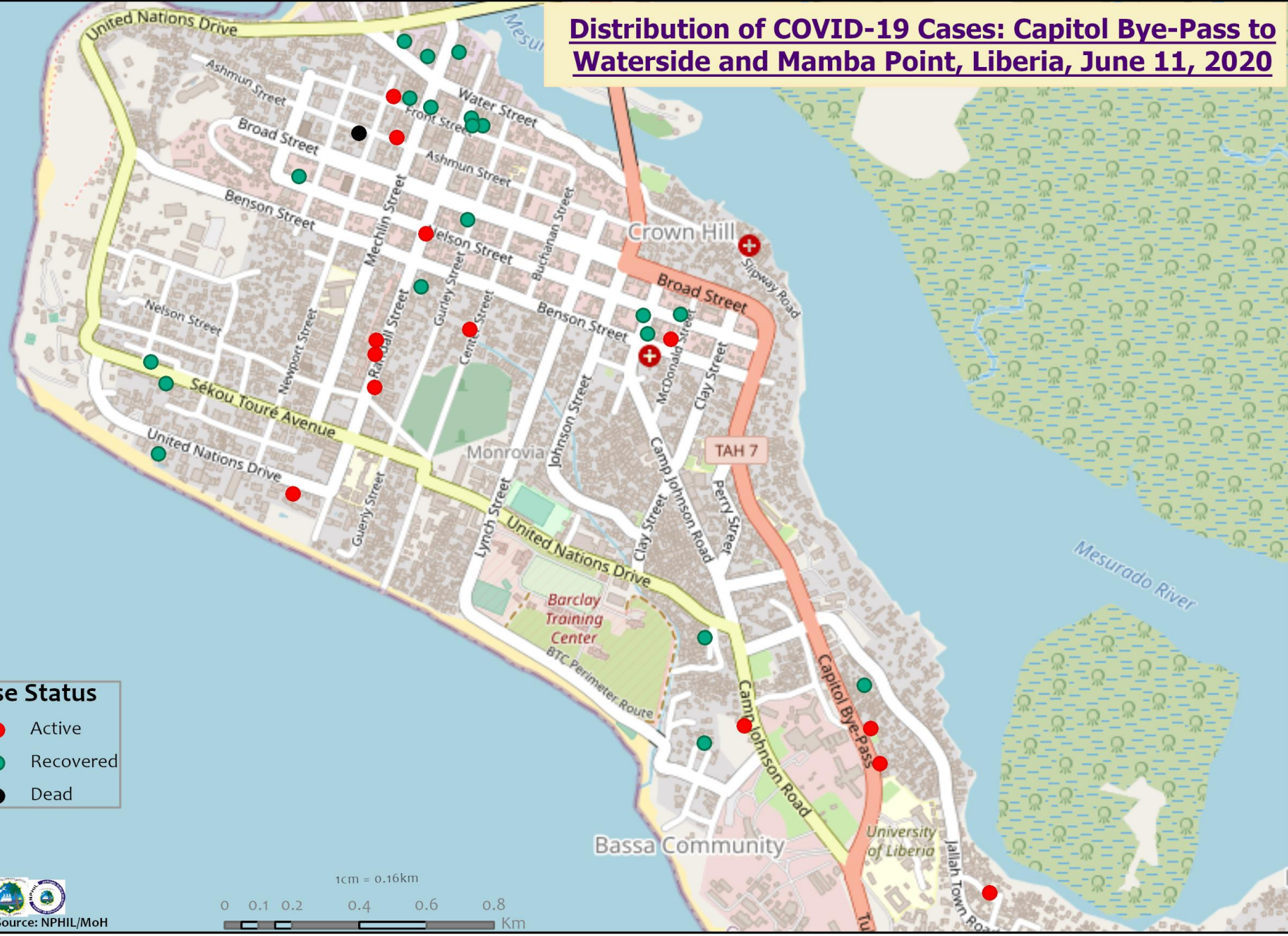


Total Cases: 421

Affected Counties	Cumulative Cases
Montserrado	355
Margibi	29
Grand Bassa	9
Nimba	8
Gbarpolu	7
Bong	4
Lofa	4
Sinoe	2
River Gee	1
Maryland	1
Grand Kru	1



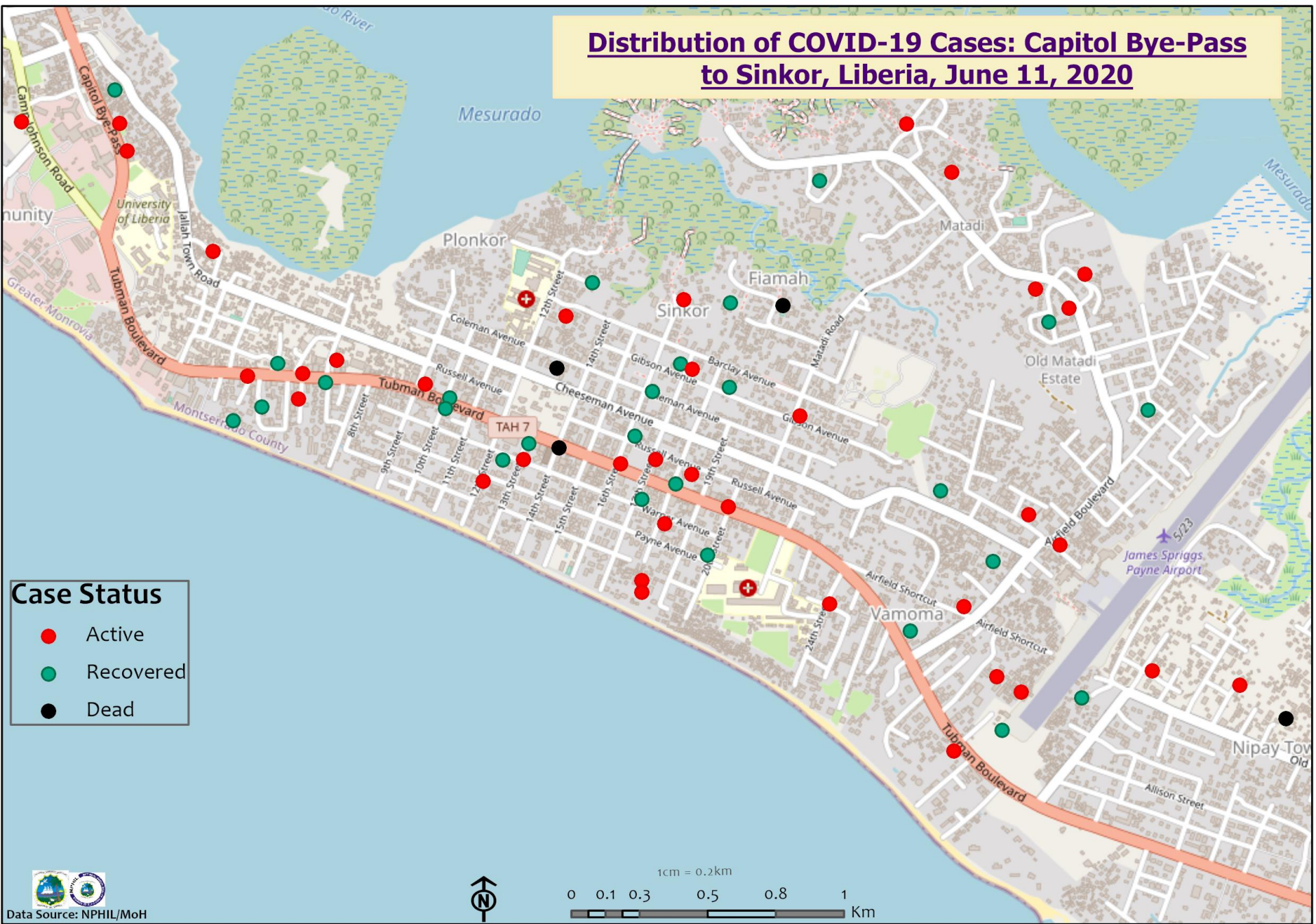
Distribution of COVID-19 Cases: Capitol Bye-Pass to Waterside and Mamba Point, Liberia, June 11, 2020



Case Status

- Active
- Recovered
- Dead

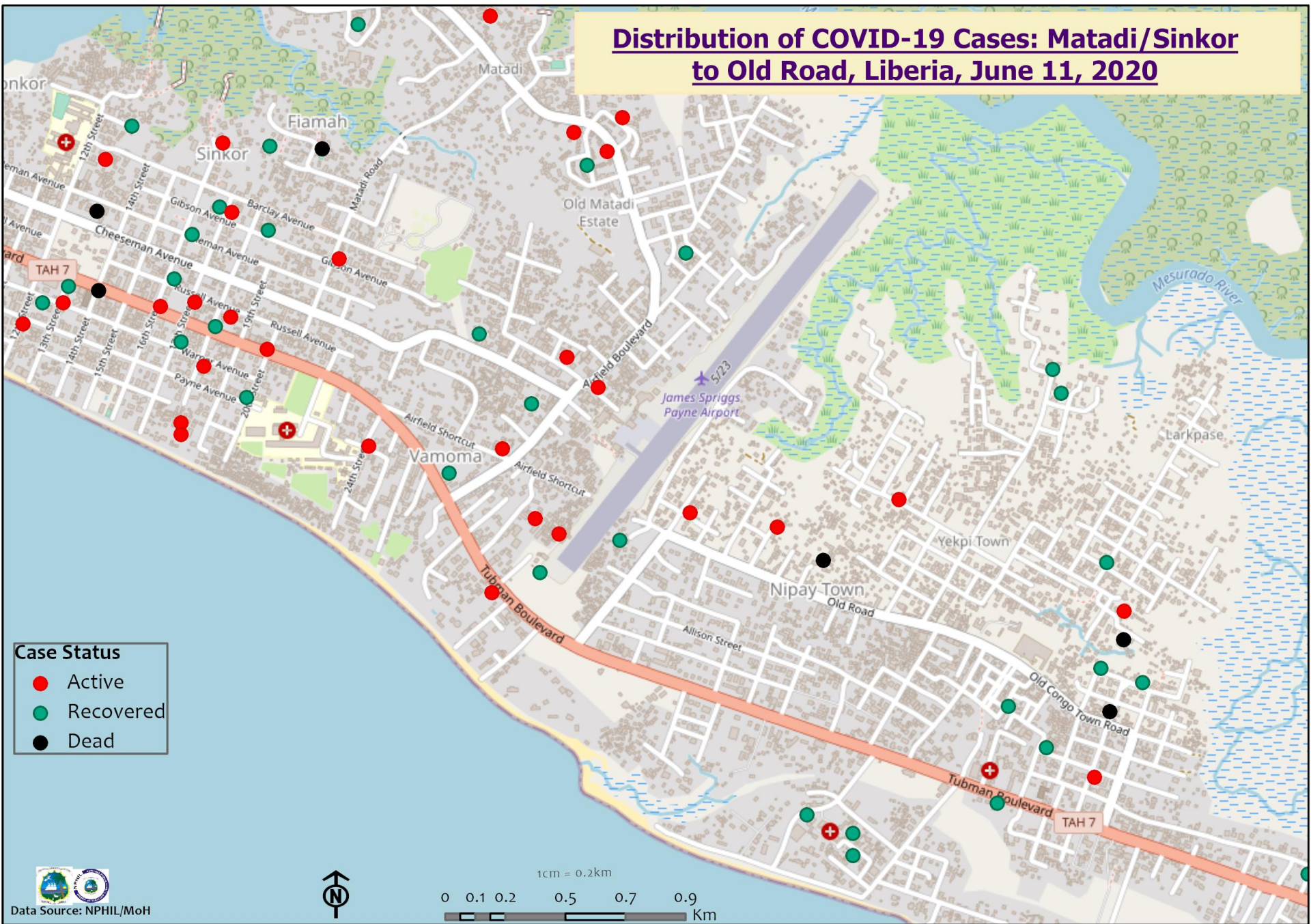
Distribution of COVID-19 Cases: Capitol Bye-Pass to Sinkor, Liberia, June 11, 2020



Case Status

- Active
- Recovered
- Dead

Distribution of COVID-19 Cases: Matadi/Sinkor to Old Road, Liberia, June 11, 2020



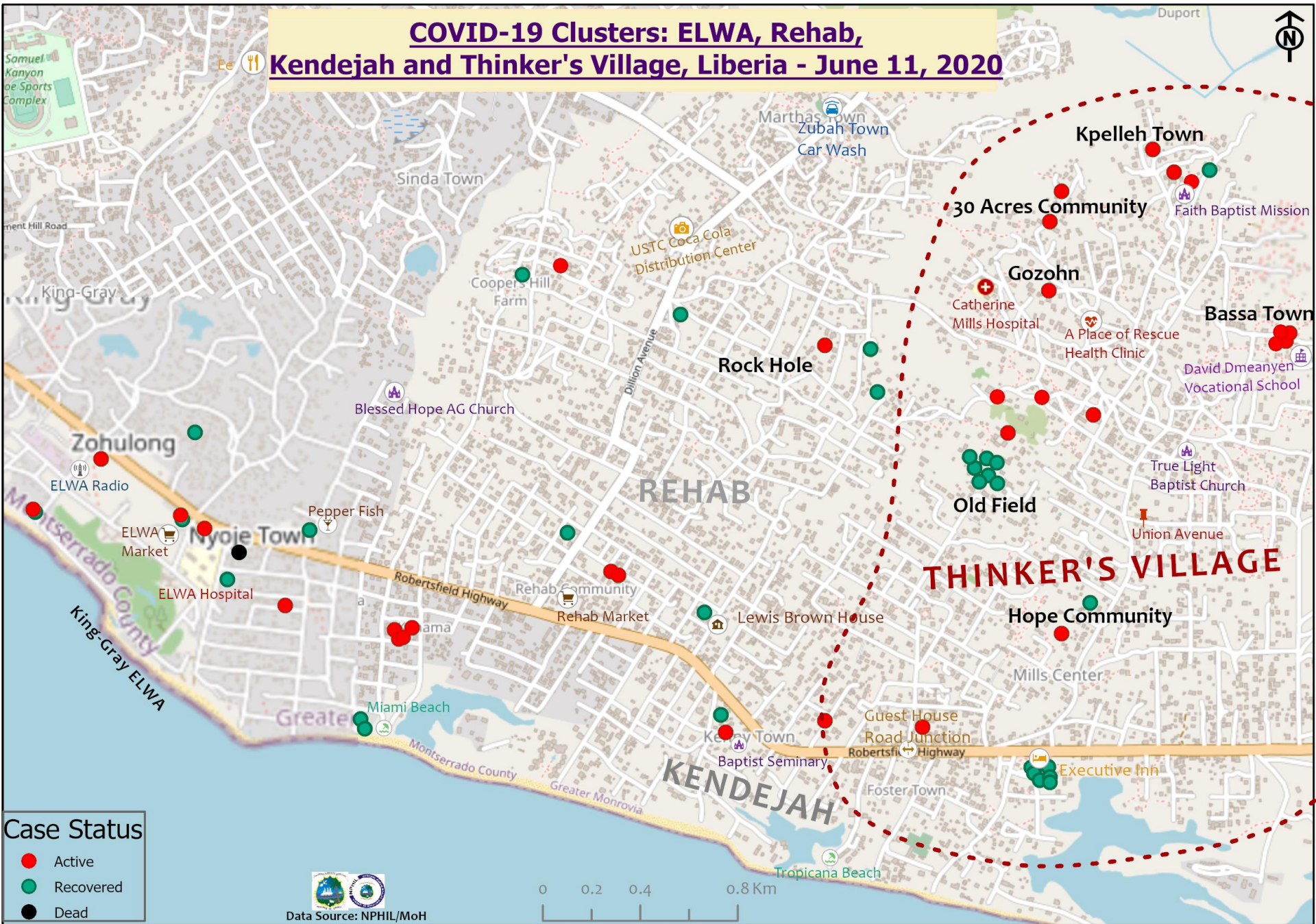
Case Status
● Active
● Recovered
● Dead

Data Source: NPHIL/MoH

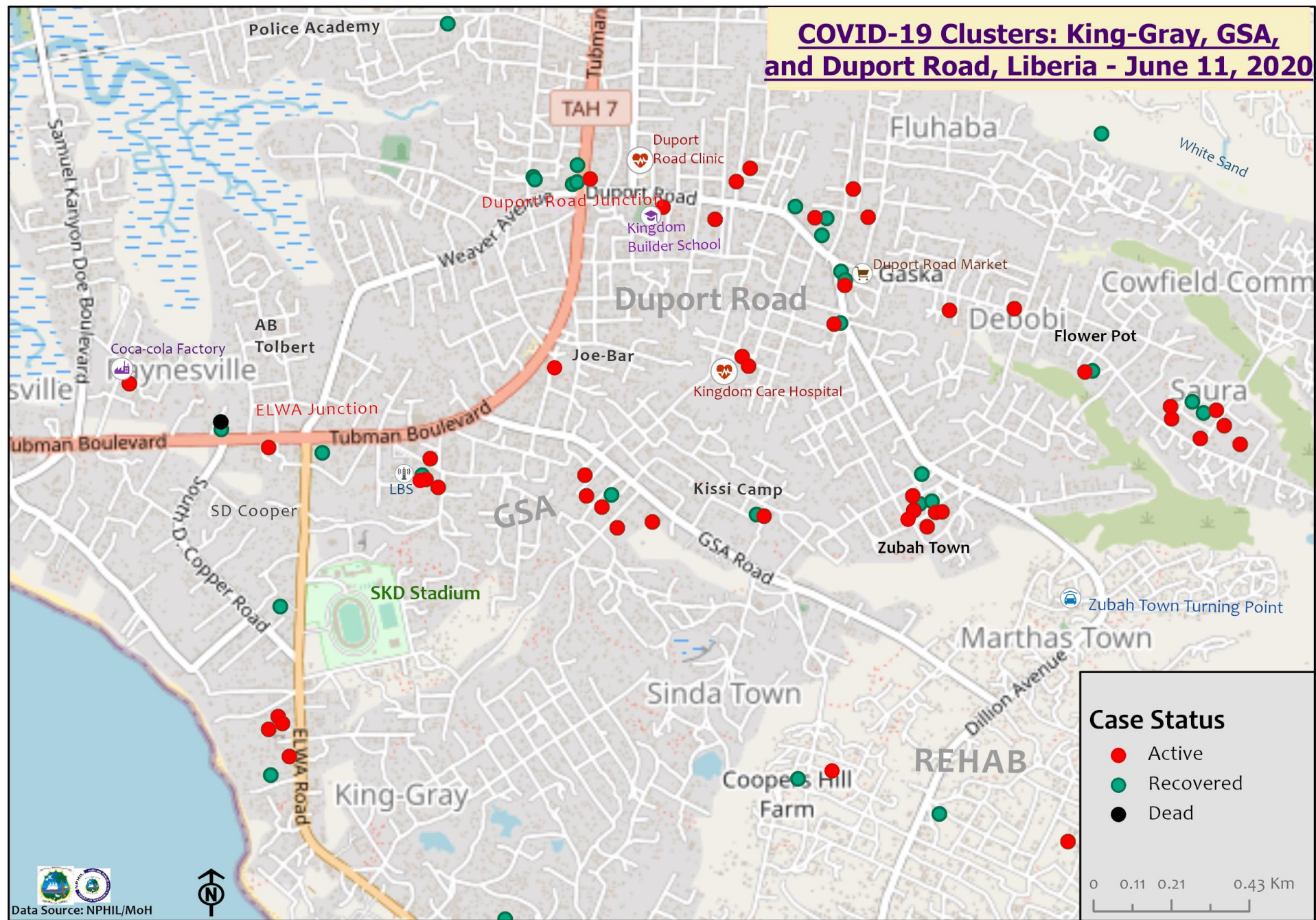


1cm = 0.2km
0 0.1 0.2 0.5 0.7 0.9 Km

COVID-19 Clusters: ELWA, Rehab, Kendejah and Thinker's Village, Liberia - June 11, 2020



COVID-19 Clusters: King-Gray, GSA, and Duport Road, Liberia - June 11, 2020



Case Status

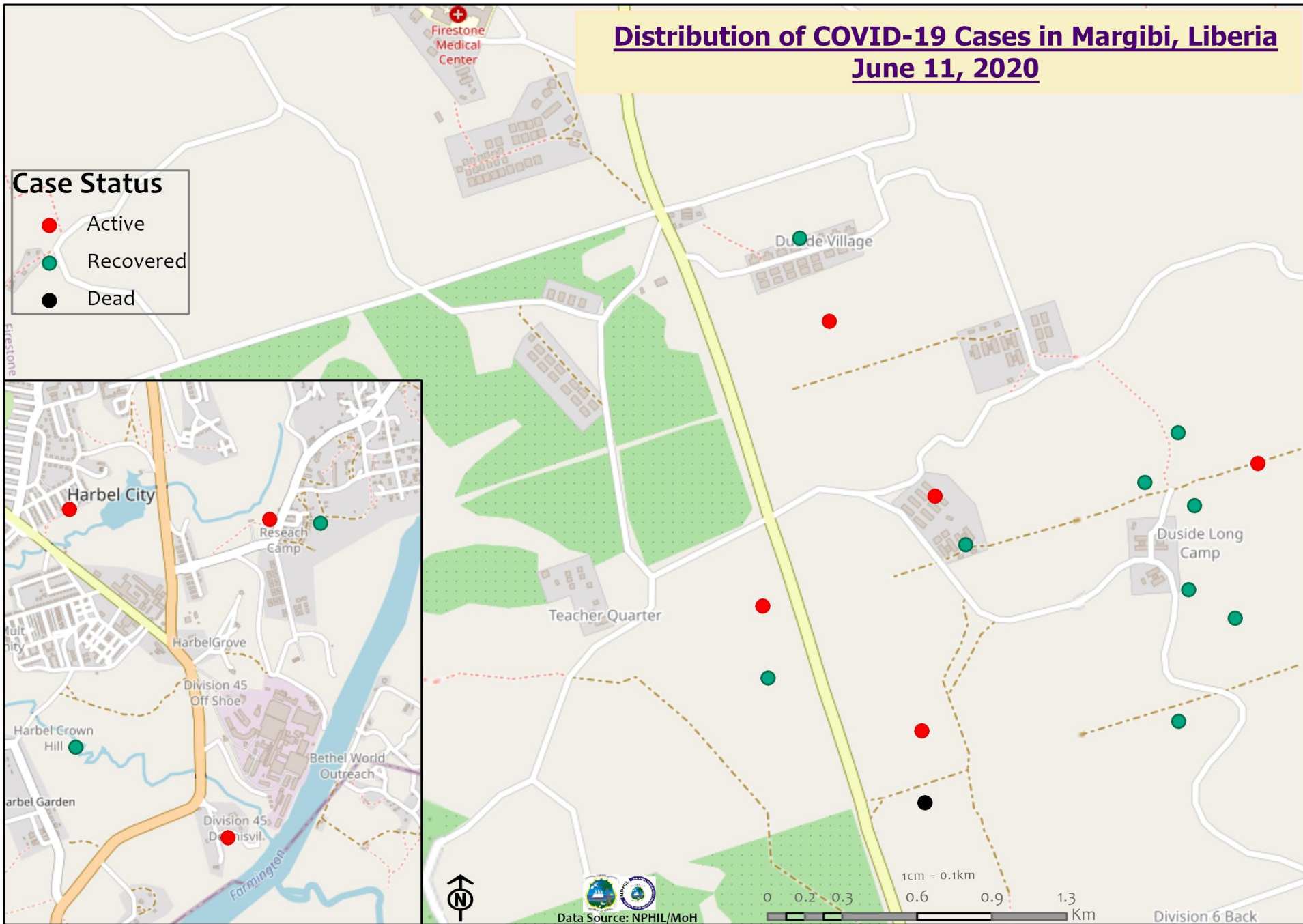
- Active
- Recovered
- Dead

0 0.11 0.21 0.43 Km

Distribution of COVID-19 Cases in Margibi, Liberia June 11, 2020

Case Status

- Active
- Recovered
- Dead



Data Source: NPHIL/MoH

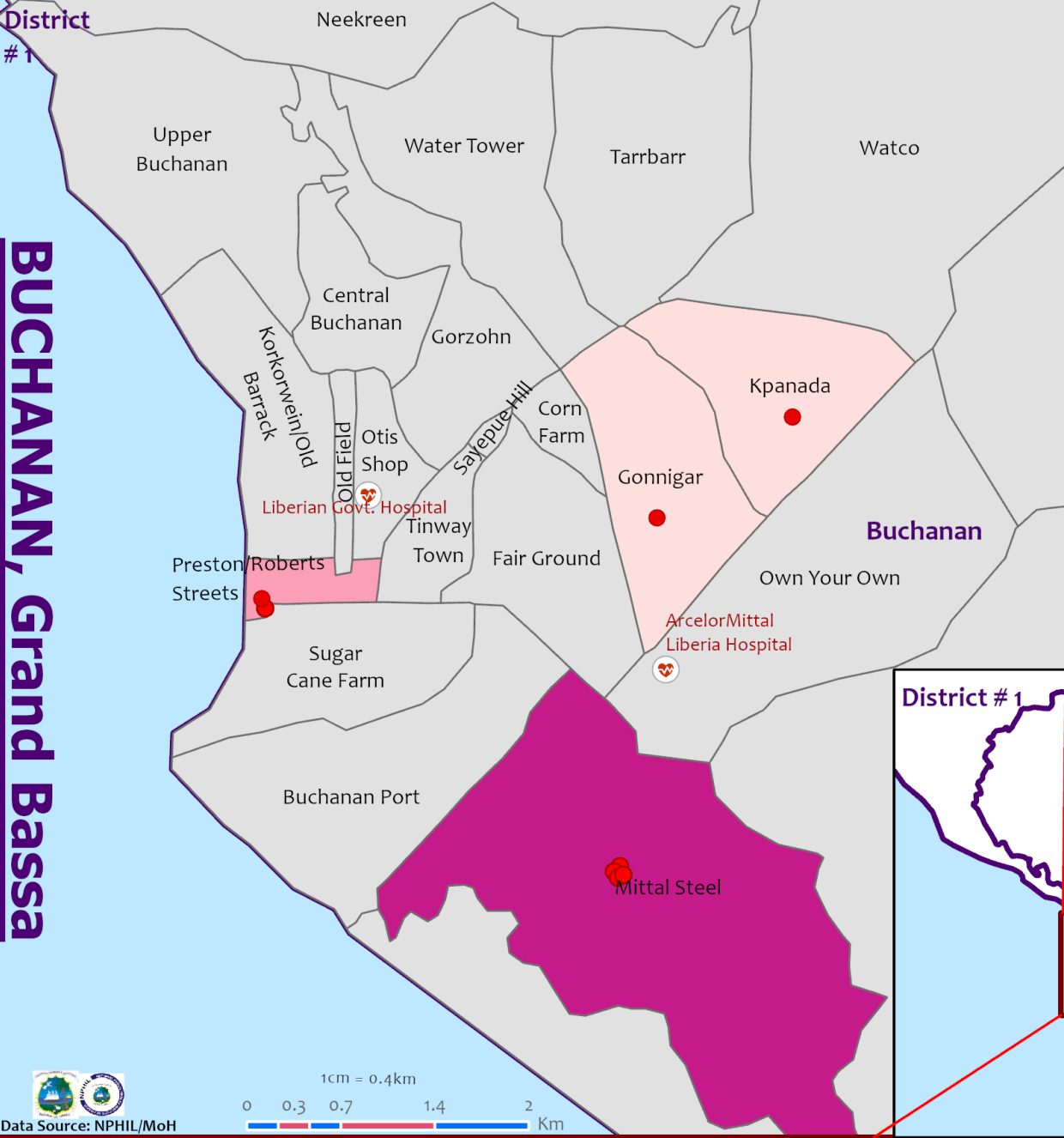
Division 6 Back



Distribution of COVID-19 Cases and Contacts - June 11, 2020

District # 1

BUCHANAN, Grand Bassa

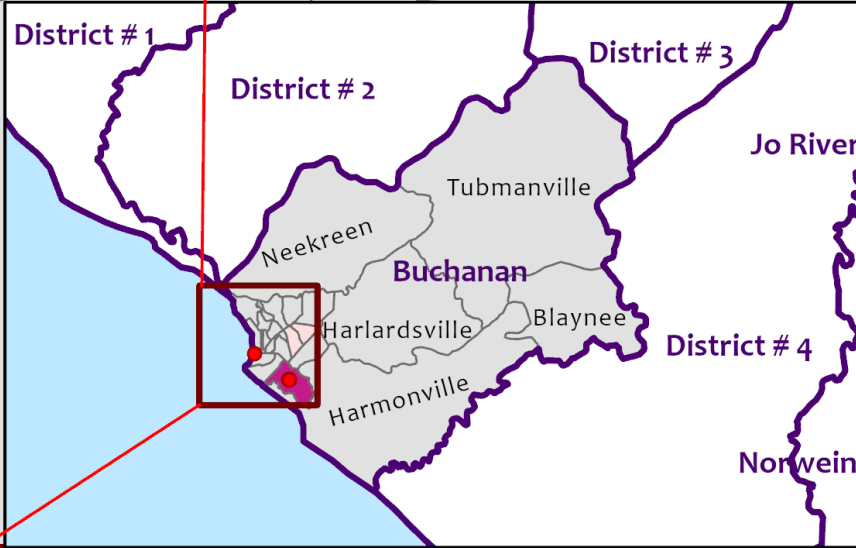


Legend

- Cases

Cases / Clans (district)

- 0
- 1
- 2
- 3-5



Precautionary Observation Centers (POC): Admission and Discharges

County	Precautionary Observation Centers				Cumulative Move to Treatment
	New admissions	Currently in POC	Daily Discharges	Cumulative Discharges (not including transferred)	
Bong	0	9	0	0	0
Gbarpolu	0	0	0	0	0
Grand Bassa	3	3	0	29	0
Margibi	0	27	0	48	0
Maryland	0	4	0	35	0
Montserrado	1	66	8	23	4
Nimba	0	13	0	17	0
River Gee	0	0	0	0	0
Sinoe	0	8	0	104	0
Lofa	3	28	0	24	0
NATIONAL	7	158	8	280	4

Treatment Unit Daily Report – June 11, 2020

14 Military Hospital Treatment Unit						
New admissions	Daily Discharges	Cumulative Recoveries	Daily Deaths	Cumulative Deaths	*Currently in treatment	Number of Vacant Beds
13	2	184	0	3	76	34

Demographic Breakdown of Cases at 14 Military Hospital											
Total Census	Total Adult	Total Children	Total Female	Total Male	Total Confirm	Others	Pregnant	Children			
								<1	1-5	6-10	11-17
76	68	8	21	55	75	1	0	0	5	1	2

*75 confirmed cases + 1 special case = 76 Total Patients

Recoveries from Treatment Units (16 March – 11 June 2020)

Treatment Unit	New admissions	Cumulative admissions	Recoveries	Cumulative Recoveries
14 Military Hospital, Montserrado	13	265	2	184
Chief Jallahlone Hospital, Gbarpolu	0	1	0	1
Jackson F. Doe Hospital, Nimba	0	2	0	1
Ganta Methodist Hospital, Nimba	0	1	0	1
Pleebo Health Center, Maryland	0	1	0	1
Fish Town Hospital, River Gee	0	1	0	1
Tellewoyan Hospital, Lofa	0	2	0	0
Bong	0	0	0	0
Liberia Government Hospital, Grand Bassa	0	3	0	0
Arcelor Mittal, Grand Bassa	0	5	0	5
Duside Hospital, Margibi	0	19	2	14
F. J. Grant Hospital, Sinoe	0	2	0	1
Total	13	302	4	209

Admissions, Currently in Treatment, and Discharges

COVID-19 Treatment Units									
Treatment Unit	New admissions	Cumulative admissions	Discharges	Cumulative Discharges	Currently in Treatment Unit	Total Males	Total Females	0-35 yrs	36+ yrs
Chief Jallahlone Hospital, Gbarpolu	0	1	0	1	0	0	0	0	0
Jackson F. Doe Hospital, Nimba	0	2	0	1	1	0	1	0	1
Ganta Methodist Hospital, Nimba	0	1	0	1	0	0	0	0	0
Pleebo Health Center, Maryland	0	1	0	1	0	0	0	0	0
Tellewoyan Hospital, Lofa	0	2	0	0	2	2	0	0	2
Phebe hospital, Bong	0	0	0	0	0	0	0	0	0
Arcelor Mittal, Grand Bassa	0	5	0	5	0	0	0	0	0
Liberia Government Hospital, Grand Bassa	0	3	0	0	2	1	1	1	1
Duside Hospital, Margibi	0	19	2	14	5	4	1	1	4
F. J. Grant Hospital, Sinoe	0	2	0	1	1	1	0	0	1
Total	0	36	2	24	11	8	3	2	9

Laboratory Samples Evaluated – June 11, 2020

Laboratory	Total	New Positive	Repeat Positive	Initial Negative	Repeat Test Negative	Pending Lab Result
NPHRL	91	11	10	49	8	13
Total	91	11	10	49	8	13

Summary of COVID-19 Contact Tracing in Response Counties

County	New Contacts Line listed	Cumulative Contacts	No. of Health Care Workers as Contacts	Cumulative no. of Health Care Workers as contacts	Contacts became a case	Cumulative contacts that became a case	Contacts Completed 14 Days	Cumulative Contacts Completing 14 Days	Contacts Under Follow-up	Contacts lost to Follow-up
Montserrat	114	2597	1	306	0	94	36	2086	452	3
Margibi	0	286	0	91	0	22	0	139	147	0
Grand Bassa	24	98	5	63	0	8	0	58	32	0
Maryland	0	52	0	16	0	0	0	52	2	0
River Gee	0	72	0	1	0	0	0	72	0	0
Sinoe	0	128	0	15	0	0	0	104	24	0
Gbarpolu	0	53	0	12	0	6	0	47	0	0
Lofa	0	250	0	30	0	2	0	87	161	7
Nimba	12	406	4	29	0	1	0	353	128	2
Bong	0	20	10	10	0	0	0	0	14	6
National	150	3962	20	573	0	133	36	2998	960	18

Active Case Finding (16 March – 11 June 2020)

County	Visitation				Identification, Investigation & Testing								Supervision		
	No. of communities Assigned	No. of communities Visited	No. of Households Assigned	No. of Households Visited	Sick persons Identified	Cumulative Sick persons identified	Sick persons referred for Investigation	Cumulative Sick person referred for Investigation	Sick persons Investigated	Cumulative Sick persons Investigated	Sick persons investigated and referred for testing	Cumulative Sick persons investigated and referred for testing	No. of Sick persons followed-up today	No. of supervision visits	No. of Supervisory Calls
Montserratado	250	0	0	29815	5	309	5	309	5	309	5	116	0	0	0
Margibi	15	15	15	160	0	4	0	4	0	16	0	10	5	9	6
Maryland	64	64	471	471	71	460	0	0	71	469	0	0	71	0	0
River Gee	0	0	0	0	0	0	0	0	0	0	0	0	0	0	0
Sinoe	19	19	1555	1200	2	2	2	2	2	2	0	0	2	6	4
Grand Kru	75	50	1000	1000	2	7	2	7	2	7	1	7	2	5	3
Gbarpolu	13	5	1170	12	0	11	2	11	0	11	0	0	0	1	1
Grand Bassa	14	14	213	213	0	42	0	42	0	42	0	0	0	0	0
Nimba	460	334	3572	2436	0	13	0	13	0	13	0	9	4	0	0
Lofa	332	332	7992	7859	0	37	0	37	0	37	0	37	0	41	111
Bong	4	4	14	4	0	0	0	0	0	0	0	0	0	0	0
National	1232	823	15789	42957	80	806	11	346	80	827	6	142	84	62	125

Thank you for Listening