



# **Liberia COVID-19 Daily Sitrep 89 (12<sup>th</sup> June 2020)**

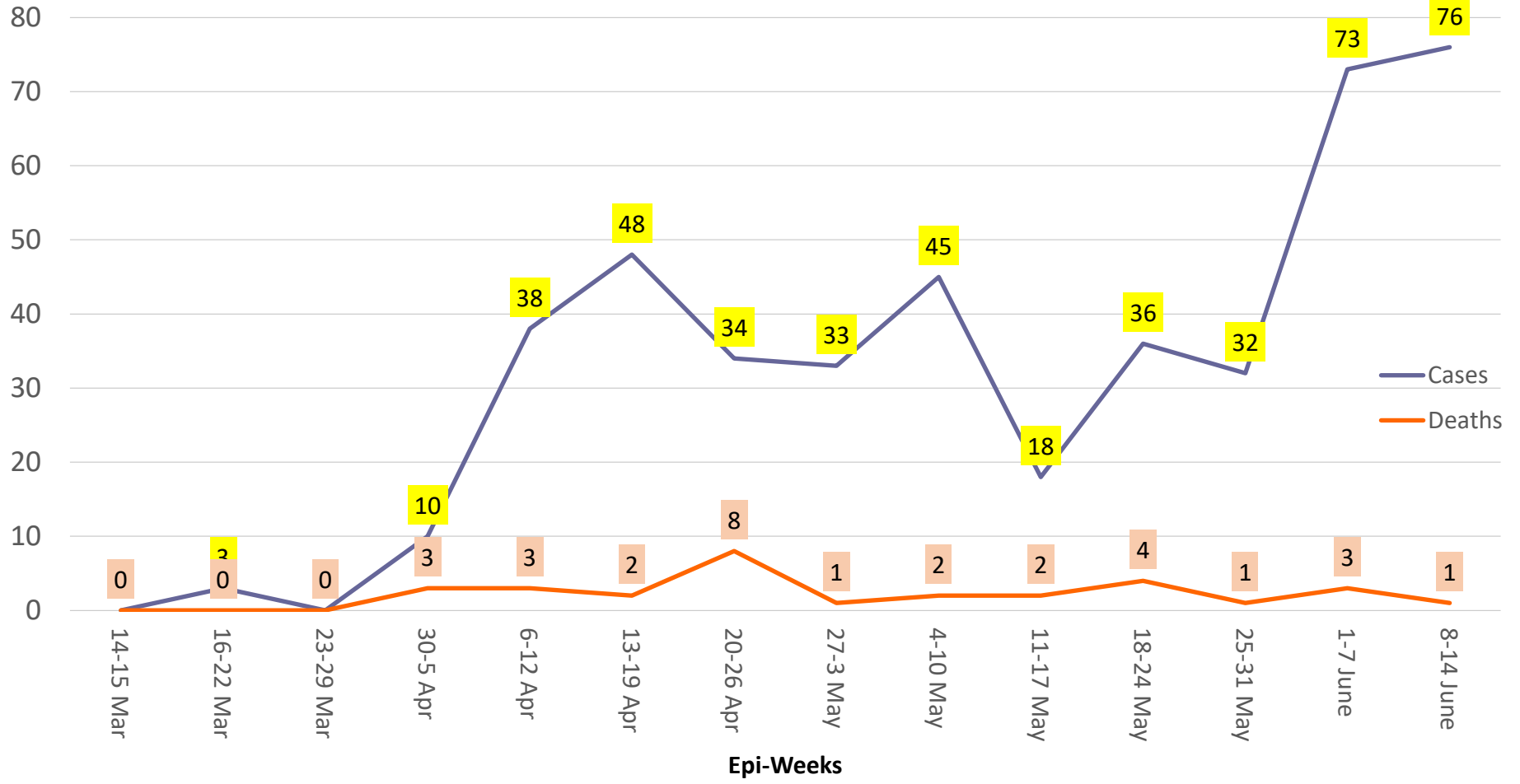
# Summary of COVID-19 Cases by Reporting County, Liberia, 16 March – 12 June 2020

County	Laboratory Confirmed Cases	Confirmed Cases on Contact List	CUMULATIVE CASES
			Confirmed
Bomi	1	0	1
Bong	1	0	5
Gbarpolu	0	0	7
Grand Bassa	0	0	9
Grand Kru	0	0	1
Lofa	0	0	4
Margibi	0	0	29
Maryland	0	0	1
Montserrado	19	0	374
Nimba	4	0	12
River Gee	0	0	1
Sinoe	0	0	2
<b>NATIONAL</b>	<b>25</b>	<b>0</b>	<b>446</b>

# Demographic Breakdown (Gender & Age) of Confirmed COVID-19 Cases (March 16 – 12 June 2020)

County	<15 years		15 - 34		35 - 54		55+		All ages		Total Confirmed
	M	F	M	F	M	F	M	F	M	F	
Bomi	0	0	0	0	0	0	0	1	0	1	1
Bong	0	0	0	0	3	0	1	1	4	1	5
Gbarpolu	1	2	0	1	1	1	1	0	3	4	7
Grand Bassa	1	0	1	6	0	1	0	0	2	7	9
Grand Kru	0	0	1	0	0	0	0	0	1	0	1
Lofa	0	0	0	0	2	0	2	0	4	0	4
Margibi	2	1	3	5	6	4	4	4	15	14	29
Maryland	0	0	1	0	0	0	0	0	1	0	1
Montserrado	16	20	89	47	101	42	42	17	248	126	374
Nimba	0	0	2	0	6	2	1	1	9	3	12
River Gee	0	0	0	0	1	0	0	0	1	0	1
Sinoe	0	0	0	0	2	0	0	0	2	0	2
<b>National</b>	<b>20</b>	<b>23</b>	<b>97</b>	<b>59</b>	<b>122</b>	<b>50</b>	<b>51</b>	<b>24</b>	<b>290</b>	<b>156</b>	<b>446</b>

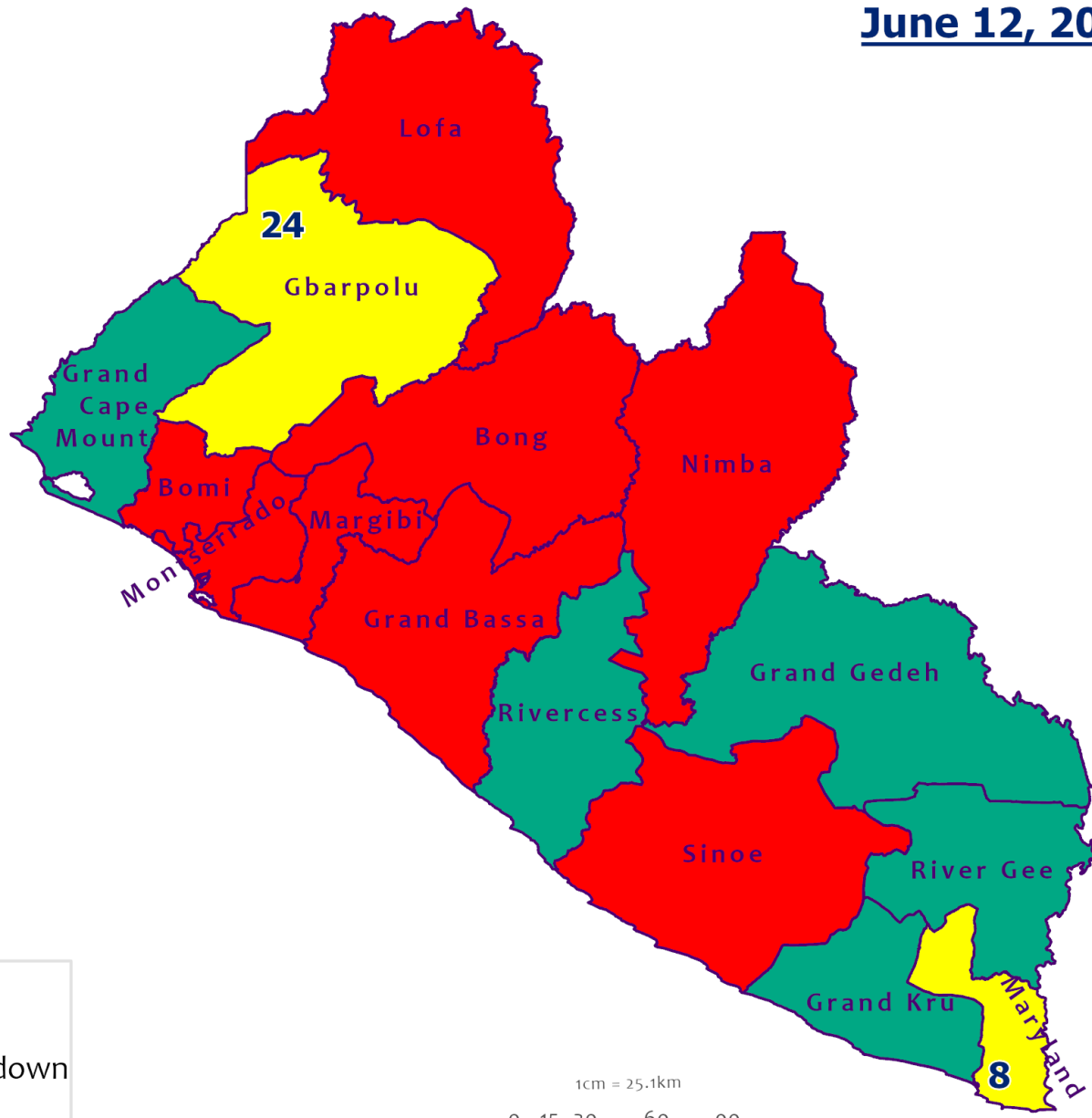
COVID-19 Cases and Deaths by Epi-week (Mar. 16 - June 14)





# Counties COVID-19 Status in Liberia

## June 12, 2020



**County Status**

- Preparedness
- 28-Day Countdown
- Response



# Demographic Breakdown (Gender & Age) of Confirmed COVID-19 Deaths (March 16 – 12 June 2020)

County	<15 years		15 - 34		35 - 54		55+		All ages		Total Confirmed
	M	F	M	F	M	F	M	F	M	F	
Bong	0	0	0	0	0	0	3	0	3	0	3
Gbarpolu	0	0	0	0	1	0	1	0	2	0	2
Grand Bassa	0	0	0	0	0	0	0	0	0	0	0
Grand Kru	0	0	0	0	0	0	0	0	0	0	0
Lofa	0	0	0	0	0	0	2	0	2	0	2
Margibi	0	0	0	0	0	0	0	1	0	1	1
Maryland	0	0	0	0	0	0	0	0	0	0	0
Montserrado	0	0	0	0	8	4	6	2	14	6	20
Nimba	0	0	0	0	2	1	1	0	3	1	4
River Gee	0	0	0	0	0	0	0	0	0	0	0
Sinoe	0	0	0	0	0	0	0	0	0	0	0
<b>National</b>	<b>0</b>	<b>0</b>	<b>0</b>	<b>0</b>	<b>11</b>	<b>5</b>	<b>13</b>	<b>3</b>	<b>24</b>	<b>8</b>	<b>32</b>

# Summary of COVID-19 Deaths by Reporting County, Liberia, 16 March – 12 June 2020

County	DAILY REPORT								Cumulative Deaths
	New Suspected Deaths	Laboratory Confirmed Deaths						Confirmed Deaths on Contact List	
		COVID-19 Treatment Unit	Total in COVID-19 Treatment Unit	Health Facility	Total in Health Facility	Community	Total in Community		
Bong	0	0	0	0	2	0	1	0	3
Gbarpolu	0	0	0	0	2	0	0	0	2
Grand Bassa	0	0	0	0	0	0	0	0	0
Grand Kru	0	0	0	0	0	0	0	0	0
Lofa	0	0	0	0	2	0	1	0	3
Maryland	0	0	0	0	0	0	0	0	0
Margibi	0	0	0	0	1	0	0	0	1
Montserrado	0	0	4	0	5	0	11	0	20
Nimba	0	0	0	0	3	0	1	0	4
River Gee	0	0	0	0	0	0	0	0	0
Sinoe	0	0	0	0	0	0	0	0	0
<b>National</b>	<b>0</b>	<b>0</b>	<b>4</b>	<b>0</b>	<b>14</b>	<b>0</b>	<b>14</b>	<b>0</b>	<b>32</b>

The Liberia Case Fatality rate (CFR) officially considered is for deaths that occurred among patients in care at the COVID-19 treatment units across the country. As of 1 June 2020 , a total of 4 deaths have been recorded CFR=1.38%. The country is however keeping active surveillance on community deaths and deaths in non COVID-19 treatment health units.

# Daily and Cumulative Healthcare Worker (HCW) COVID-19 Cases and Deaths by County, Liberia, 16 March – 12 June 2020

County	DAILY REPORT						CUMULATIVE CASES (ALIVE & DEAD)	
	New Suspected & High Risk Cases (Alive)			New Suspect Death	Laboratory Confirmed Cases	Confirmed Cases on Contact List	Confirmed	Deaths
	Suspect	High Risk	Total	Death	Cases			
Bong	0	0	0	0	0	0	1	1
Gbarpolu	0	0	0	0	0	0	1	1
Grand Bassa	0	0	0	0	0	0	1	0
Grand Kru	0	0	0	0	0	0	0	0
Lofa	0	0	0	0	0	0	0	0
Margibi	0	0	0	0	0	0	9	1
Maryland	0	0	0	0	0	0	0	0
Montserrado	0	0	0	0	0	0	36	1
Nimba	0	0	0	0	0	0	1	0
River Gee	0	0	0	0	0	0	0	0
Sinoe	0	0	0	0	0	0	0	0
<b>NATIONAL</b>	<b>0</b>	<b>0</b>	<b>0</b>	<b>0</b>	<b>0</b>	<b>0</b>	<b>49</b>	<b>4</b>



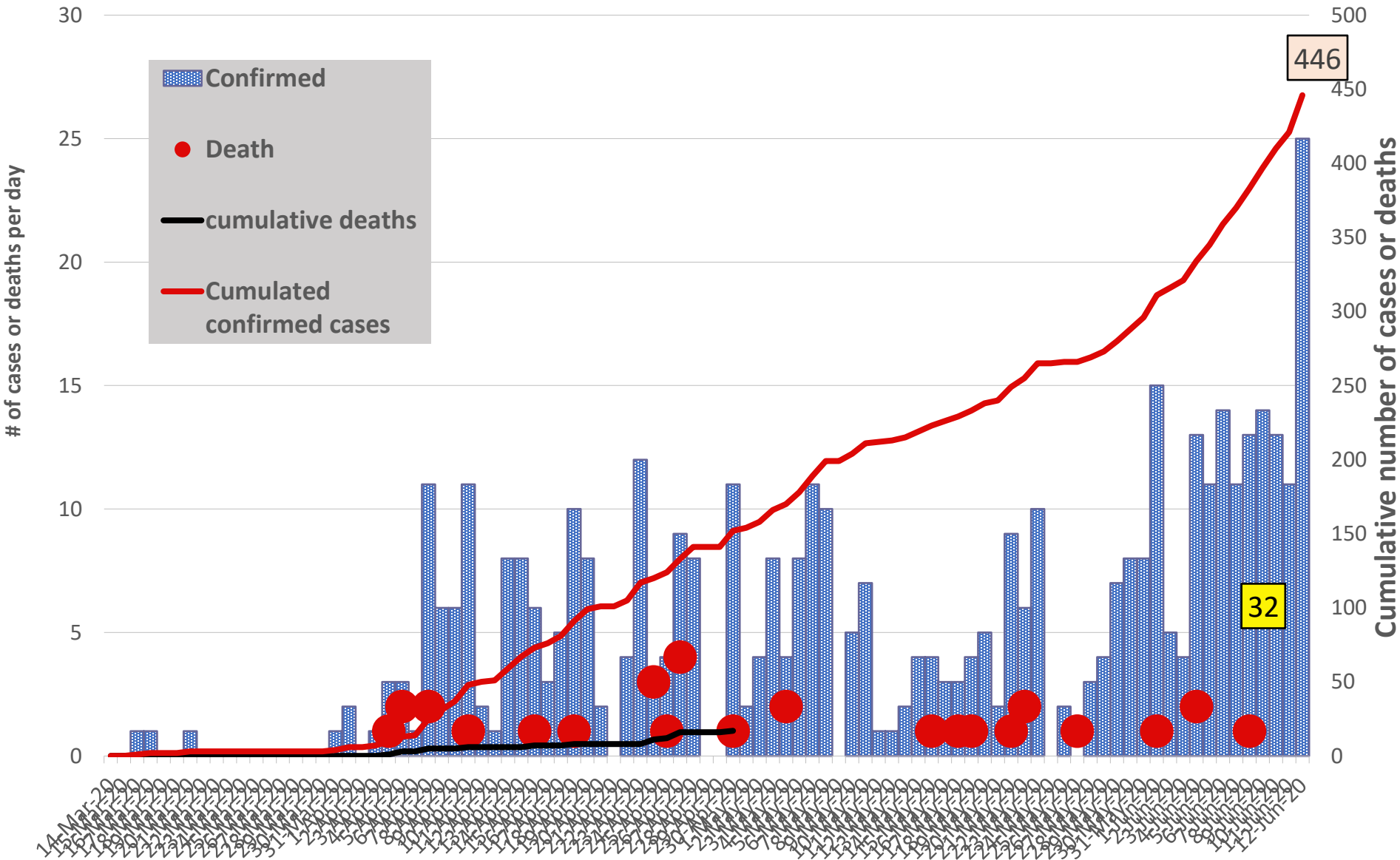
# Cadre Cases and Deaths by Health Care Workers (16 March – 12 June 2020)

Health Care Worker Cadre	Montserrat		Margibi		Nimba		River Gee		Sinoe		Grand Kru		Gbarpolu		Bong		Lofa		Grand Bassa		National (Total)	
	Cases	Deaths	Cases	Deaths	Cases	Deaths	Cases	Deaths	Cases	Deaths	Cases	Deaths	Cases	Deaths	Cases	Deaths	Cases	Deaths	Cases	Deaths	Cases	Deaths
Doctors	5	0	0	0	1	0	0	0	0	0	0	0	0	0	0	0	0	0	0	0	6	0
Pharmacists	1	0	0	0	0	0	0	0	0	0	0	0	0	0	0	0	0	0	0	0	1	0
Nurses	15	1	3	0	0	0	0	0	0	0	0	0	1	1	0	0	0	0	1	0	20	2
Radiologist	1	0	0	0	0	0	0	0	0	0	0	0	0	0	0	0	0	0	0	0	1	0
Physician Assistants	0	0	0	0	0	0	0	0	0	0	0	0	0	0	0	0	0	0	0	0	0	0
Lab Technician	4	0	1	0	0	0	0	0	0	0	0	0	0	0	0	0	0	0	0	0	5	0
Environmental Health Technicians	6	0	0	0	0	0	0	0	0	0	0	0	0	0	0	0	0	0	0	0	6	0
Microbiologist	1	0	0	0	0	0	0	0	0	0	0	0	0	0	0	0	0	0	0	0	1	0
Epidemiologist	2	0	0	0	0	0	0	0	0	0	0	0	0	0	0	0	0	0	0	0	2	0
Dieticians	0	0	5	1	0	0	0	0	0	0	0	0	0	0	0	0	0	0	0	0	5	1
Licensed Practical Nurse (LPN)	0	0	0	0	0	0	0	0	0	0	0	0	0	0	1	1	0	0	0	0	1	1
Psychosocial Worker	1	0	0	0	0	0	0	0	0	0	0	0	0	0	0	0	0	0	0	0	1	0
<b>Total:</b>	<b>36</b>	<b>1</b>	<b>9</b>	<b>1</b>	<b>1</b>	<b>0</b>	<b>0</b>	<b>0</b>	<b>0</b>	<b>0</b>	<b>0</b>	<b>0</b>	<b>1</b>	<b>1</b>	<b>1</b>	<b>1</b>	<b>0</b>	<b>0</b>	<b>1</b>	<b>0</b>	<b>49</b>	<b>4</b>

# Suspected and High Risk Cases and Deaths (16 March – 12 June 2020)

County	New Suspected	Cumulative Suspected	New High Risk	Cumulative High Risk	New Suspected Deaths	Cumulative Suspected Deaths
<b>Montserrado</b>	109	3403	0	0	0	72
<b>Margibi</b>	0	3	0	24	0	1
<b>Maryland</b>	0	16	0	12	0	4
<b>River Gee</b>	0	5	0	8	0	0
<b>Lofa</b>	0	37	0	36	0	35
<b>Sinoe</b>	0	30	0	43	0	1
<b>Grand Kru</b>	0	14	0	21	0	1
<b>Gbarpolu</b>	0	11	0	6	0	0
<b>Grand Bassa</b>	0	40	0	33	0	0
<b>Nimba</b>	9	66	8	106	0	11
<b>Bong</b>	0	2	0	14	0	4
<b>National</b>	<b>118</b>	<b>3627</b>	<b>8</b>	<b>303</b>	<b>0</b>	<b>129</b>

# EPI-Curve of Confirmed Cases and Deaths

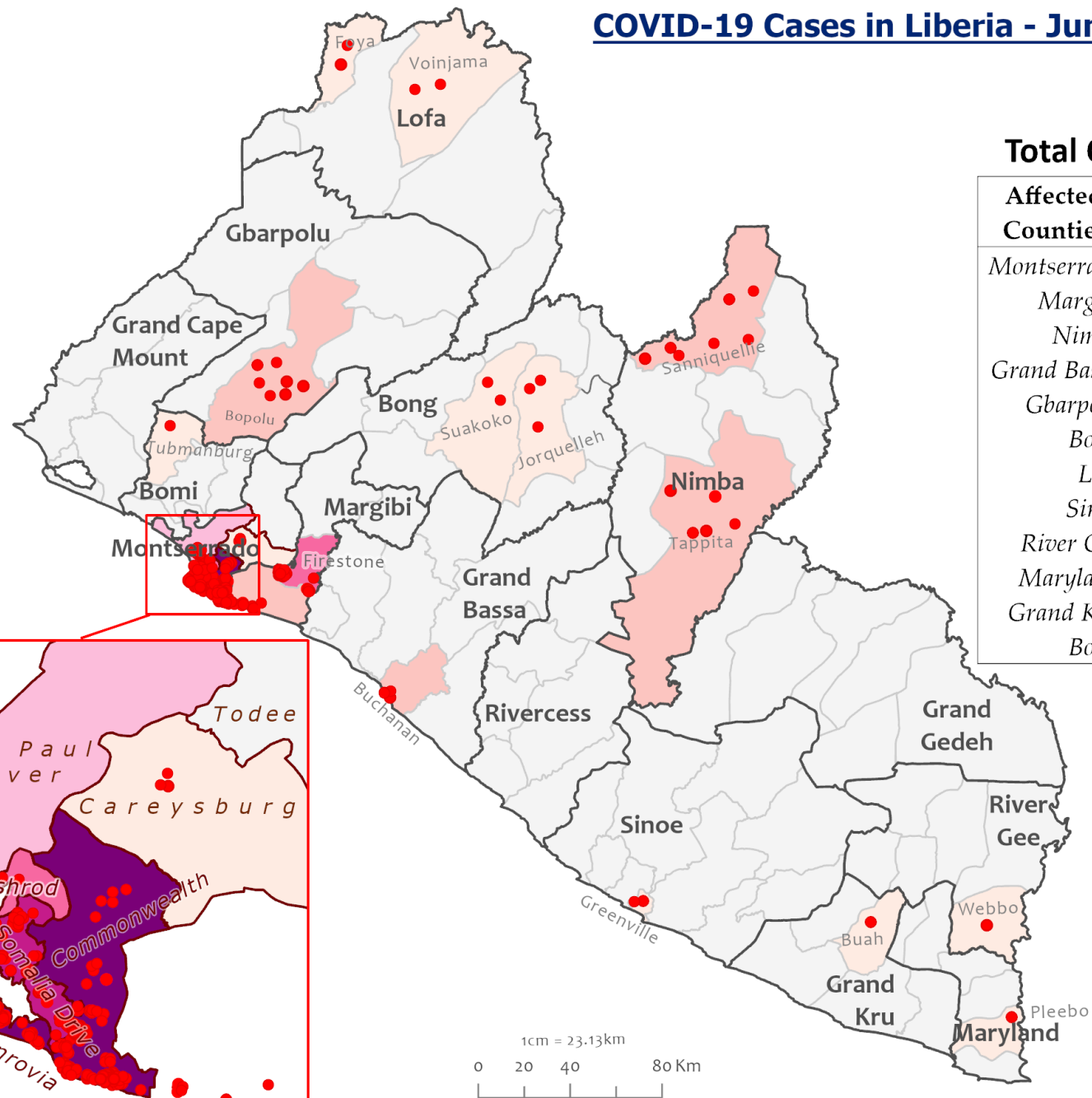
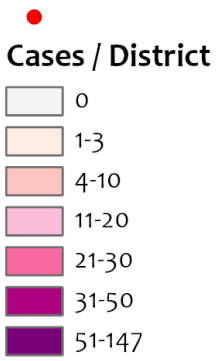


# COVID-19 Cases in Liberia - June 12, 2020




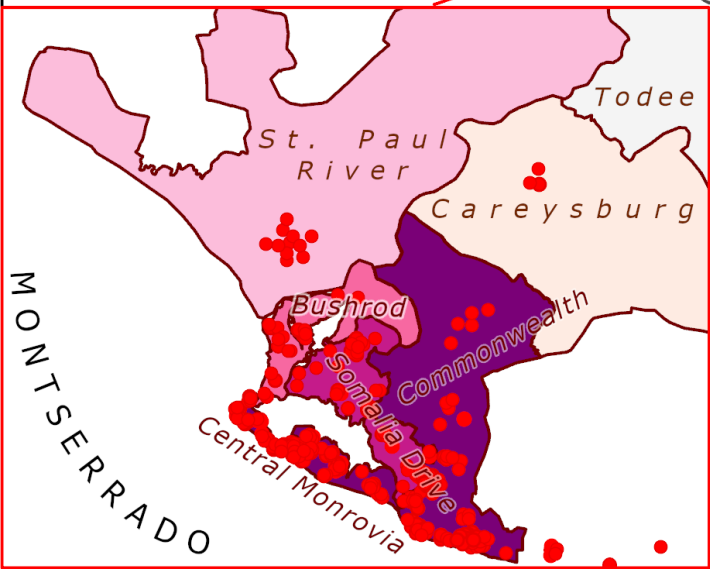
## Legend

Confirmed Cases



**Total Cases: 446**

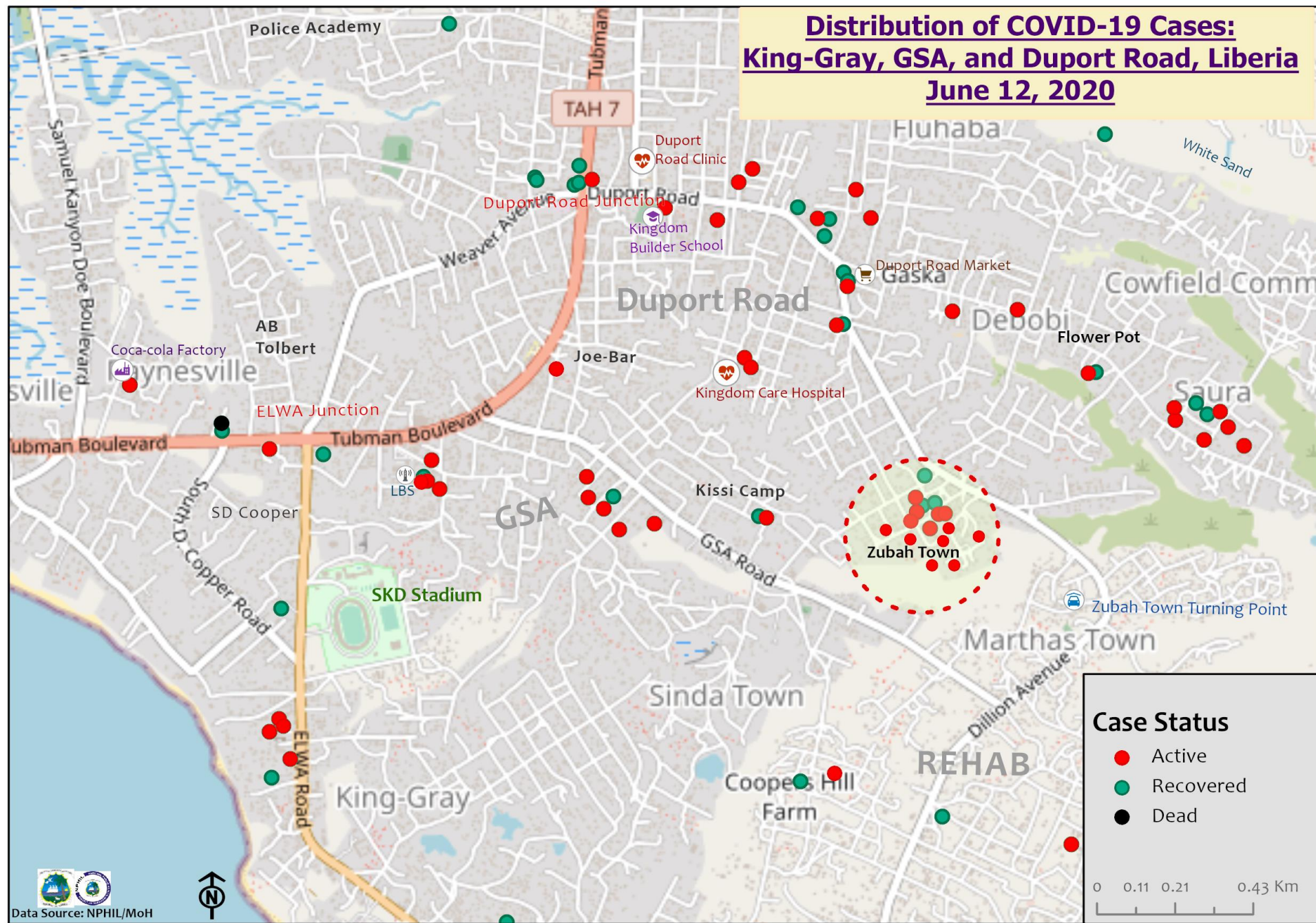
Affected Counties	Cumulative Cases
Montserrat	374
Margibi	29
Nimba	12
Grand Bassa	9
Gbarpolu	7
Bong	5
Lofa	4
Sinoe	2
River Gee	1
Maryland	1
Grand Kru	1
Bomi	1



Data Source: NPHIL/MoH



# Distribution of COVID-19 Cases: King-Gray, GSA, and Duport Road, Liberia June 12, 2020



**Case Status**

- Active
- Recovered
- Dead

0 0.11 0.21 0.43 Km

# Precautionary Observation Centers (POC): Admission and Discharges

County	Precautionary Observation Centers				Cumulative Move to Treatment
	New admissions	Currently in POC	Daily Discharges	Cumulative Discharges (not including transferred)	
Bong	0	9	0	0	0
Gbarpolu	0	0	0	0	0
Grand Bassa	3	3	0	29	0
Margibi	0	27	0	48	0
Maryland	0	4	0	35	0
Montserrat	15	70	0	23	8
Nimba	0	13	0	17	0
River Gee	0	0	0	0	0
Sinoe	0	2	6	110	0
Lofa	0	28	0	24	0
<b>NATIONAL</b>	<b>18</b>	<b>156</b>	<b>6</b>	<b>286</b>	<b>8</b>

# Treatment Unit Daily Report – June 12, 2020

14 Military Hospital Treatment Unit						
New admissions	Daily Discharges	Cumulative Recoveries	Daily Deaths	Cumulative Deaths	*Currently in treatment	Number of Vacant Beds
7	5	188	0	3	78	32

Demographic Breakdown of Cases at 14 Military Hospital											
Total Census	Total Adult	Total Children	Total Female	Total Male	Total Confirm	Others	Pregnant	Children			
								<1	1-5	6-10	11-17
78	71	7	22	56	78	0	1	0	4	1	2

\*4 Recovered patients + 1 Special case = 5 discharges

# Recoveries from Treatment Units (16 March – 12 June 2020)

<b>Treatment Unit</b>	<b>New admissions</b>	<b>Cumulative admissions</b>	<b>Recoveries</b>	<b>Cumulative Recoveries</b>
14 Military Hospital, Montserrado	7	272	4	188
Chief Jallahlone Hospital, Gbarpolu	0	1	0	1
Jackson F. Doe Hospital, Nimba	0	2	0	1
Ganta Methodist Hospital, Nimba	0	1	0	1
Pleebo Health Center, Maryland	0	1	0	1
Fish Town Hospital, River Gee	0	1	0	1
Tellewoyan Hospital, Lofa	0	2	0	0
Bong	0	0	0	0
Liberia Government Hospital, Grand Bassa	0	3	0	0
Arcelor Mittal, Grand Bassa	0	5	0	5
Duside Hospital, Margibi	0	19	0	14
F. J. Grant Hospital, Sinoe	0	2	0	1
<b>Total</b>	<b>7</b>	<b>309</b>	<b>4</b>	<b>213</b>



# Admissions, Currently in Treatment, and Discharges

## COVID-19 Treatment Units

Treatment Unit	New admissions	Cumulative admissions	Discharges	Cumulative Discharges	Currently in Treatment Unit	Total Males	Total Females	0-35 yrs	36+ yrs
Chief Jallahlone Hospital, Gbarpolu	0	1	0	1	0	0	0	0	0
Jackson F. Doe Hospital, Nimba	0	2	0	1	1	0	1	0	1
Ganta Methodist Hospital, Nimba	0	1	0	1	0	0	0	0	0
Pleebo Health Center, Maryland	0	1	0	1	0	0	0	0	0
Tellewoyan Hospital, Lofa	0	2	0	0	2	2	0	0	2
Phebe hospital, Bong	0	0	0	0	0	0	0	0	0
Arcelor Mittal, Grand Bassa	0	5	0	5	0	0	0	0	0
Liberia Government Hospital, Grand Bassa	0	3	0	0	2	1	1	1	1
Duside Hospital, Margibi	0	19	0	14	5	4	1	1	4
F. J. Grant Hospital, Sinoe	0	2	0	1	1	1	0	0	1
<b>Total</b>	<b>0</b>	<b>36</b>	<b>0</b>	<b>24</b>	<b>11</b>	<b>8</b>	<b>3</b>	<b>2</b>	<b>9</b>

## Laboratory Samples Evaluated – June 12, 2020

<b>Laboratory</b>	<b>Total</b>	<b>New Positive</b>	<b>Repeat Positive</b>	<b>Initial Negative</b>	<b>Repeat Test Negative</b>	<b>Pending Lab Result</b>
<b>NPHRL</b>	<b>143</b>	<b>25</b>	<b>9</b>	<b>91</b>	<b>9</b>	<b>9</b>
<b>Total</b>	<b>143</b>	<b>25</b>	<b>9</b>	<b>91</b>	<b>9</b>	<b>9</b>

# Summary of COVID-19 Contact Tracing in Response Counties

County	New Contacts Line listed	Cumulative Contacts	No. of Health Care Workers as Contacts	Cumulative no. of Health Care Workers as contacts	Contacts became a case	Cumulative contacts that became a case	Contacts Completed 14 Days	Cumulative Contacts Completing 14 Days	Contacts Under Follow-up	Contacts lost to Follow-up
Montserratado	69	2666	0	306	0	94	9	2095	512	3
Margibi	0	286	0	91	0	22	0	139	147	0
Grand Bassa	13	111	0	63	0	8	6	64	39	0
Maryland	0	52	0	16	0	0	0	52	2	0
Sinoe	0	128	0	15	0	0	0	104	24	0
Gbarpolu	0	53	0	12	0	6	0	47	0	0
Lofa	0	250	0	30	0	2	0	87	161	7
Nimba	2	408	0	29	0	1	0	353	130	2
Bong	0	20	10	10	0	0	0	0	14	6
Bomi	0	0	0	0	0	0	0	0	0	0
National	84	3974	10	572	0	133	15	2941	1029	18

# Active Case Finding (16 March – 12 June 2020)

County	Visitation				Identification, Investigation & Testing								Supervision		
	No. of communities Assigned	No. of communities Visited	No. of Households Assigned	No. of Households Visited	Sick persons Identified	Cumulative Sick persons identified	Sick persons referred for Investigation	Cumulative Sick person referred for Investigation	Sick persons Investigated	Cumulative Sick persons Investigated	Sick persons investigated and referred for testing	Cumulative Sick persons investigated and referred for testing	No. of Sick persons followed-up today	No. of supervision visits	No. of Supervisory Calls
<b>Montserrat</b>	250	0	0	34085	2	311	2	176	2	167	2	118	0	0	<b>0</b>
<b>Margibi</b>	15	15	15	149	0	4	0	4	0	16	0	10	5	10	3
<b>Maryland</b>	18	18	165	165	39	499	0	0	39	499	0	0	39	0	0
<b>River Gee</b>	0	0	0	0	0	0	0	0	0	0	0	0	0	0	0
<b>Sinoe</b>	19	19	1555	1100	0	0	0	0	0	0	0	0	0	3	7
<b>Grand Kru</b>	75	50	1000	1000	2	7	2	7	2	7	1	7	2	5	3
<b>Gbarpolu</b>	13	5	1170	25	0	11	0	11	0	11	0	0	0	1	0
<b>Grand Bassa</b>	12	12	180	180	2	44	0	44	0	44	0	0	0	0	0
<b>Nimba</b>	460	334	3572	2860	2	15	2	15	2	15	2	11	4	0	0
<b>Lofa</b>	332	332	7992	7859	0	37	0	37	0	37	0	37	0	41	111
<b>Bong</b>	4	4	14	4	0	0	0	0	0	0	0	0	0	0	0
<b>National</b>	<b>1186</b>	<b>777</b>	<b>15483</b>	<b>47247</b>	<b>45</b>	<b>884</b>	<b>6</b>	<b>250</b>	<b>45</b>	<b>752</b>	<b>5</b>	<b>183</b>	<b>50</b>	<b>60</b>	<b>124</b>

**Thank you for Listening**