



Liberia COVID-19 Daily Sitrep 95 (18th June 2020)

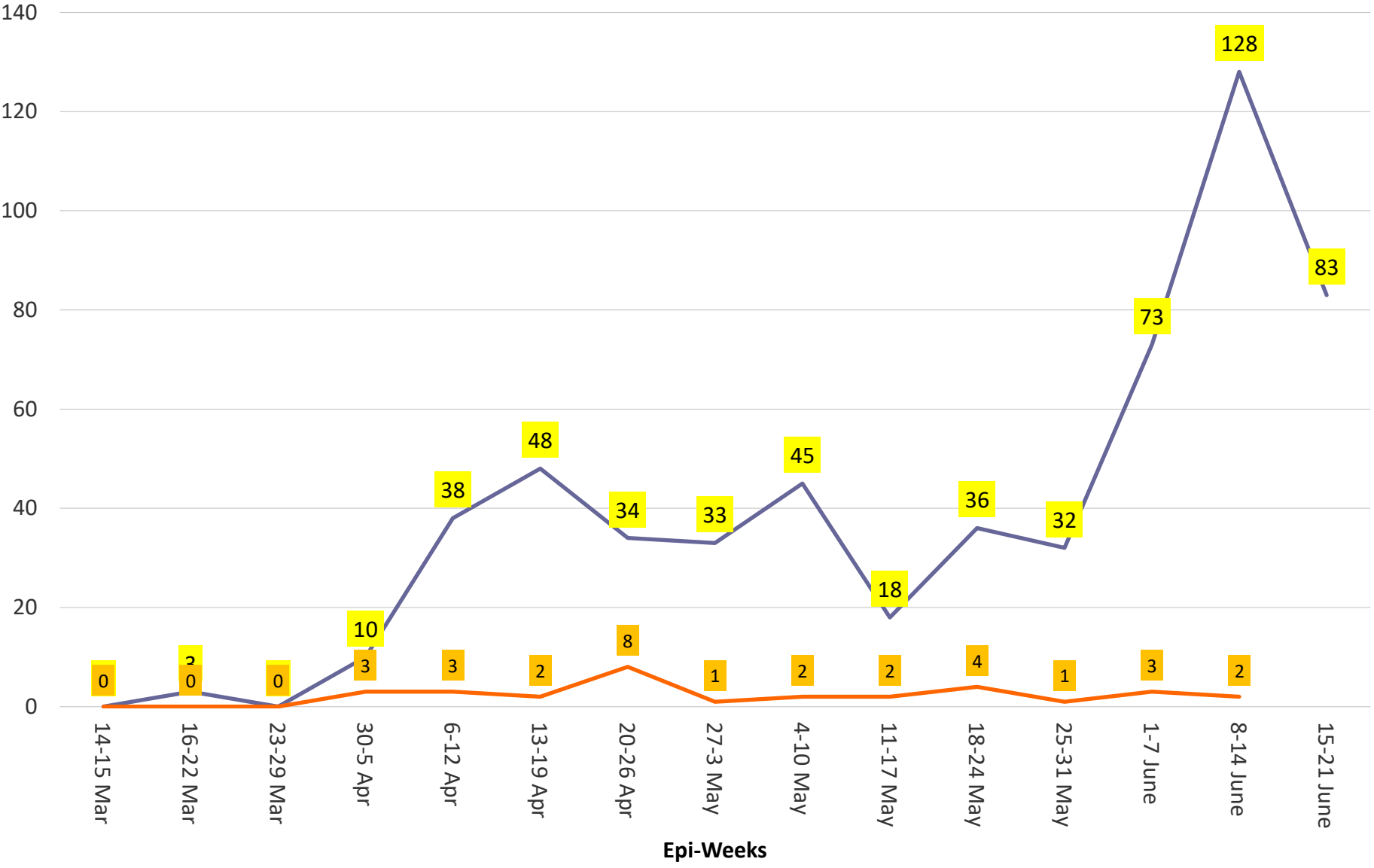
Summary of COVID-19 Cases by Reporting County, Liberia, 16 March – 18 June 2020

County			Confirmed Cumulative Cases
	Laboratory Confirmed Cases	Cases on Contact List	
Bomi	0	0	1
Bong	0	0	11
Gbarpolu	2	0	10
Grand Bassa	0	0	9
Grand Cape Mount	0	0	1
Grand Kru	0	0	1
Lofa	0	0	4
Margibi	0	0	30
Maryland	0	0	1
Montserrado	37	0	497
Nimba	0	0	13
River Gee	0	0	1
Sinoe	0	0	2
NATIONAL	39	0	581

Demographic Breakdown (Gender & Age) of Confirmed COVID-19 Cases (16 March – 18 June 2020)

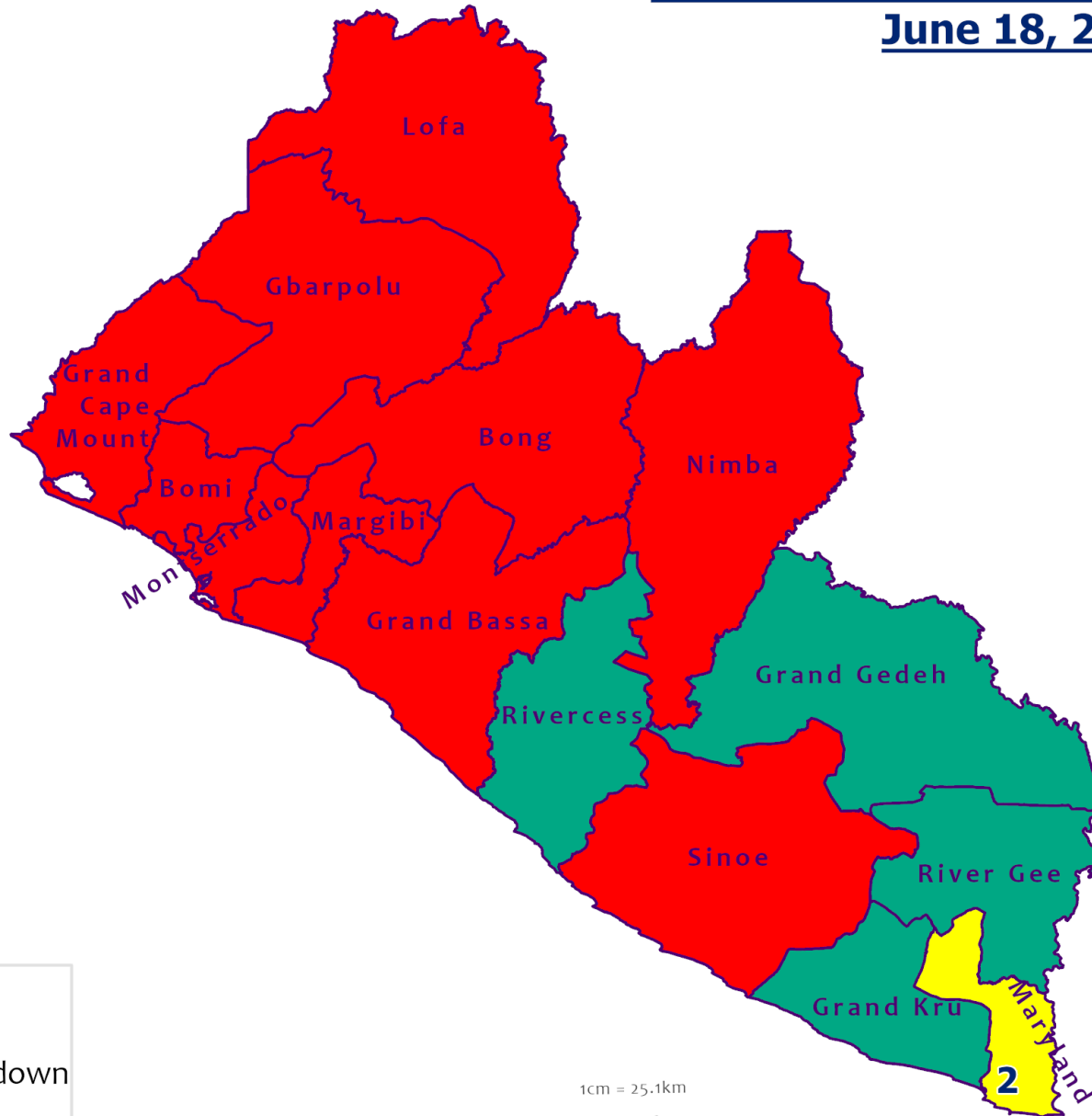
County	<15 years		15 - 34		35 - 54		55+		All ages		Total Confirmed
	M	F	M	F	M	F	M	F	M	F	
Bomi	0	0	0	0	0	0	0	1	0	1	1
Bong	0	0	0	0	3	4	2	2	5	6	11
Gbarpolu	1	2	0	2	3	1	1	0	5	5	10
Grand Bassa	1	0	1	6	0	1	0	0	2	7	9
Grand Cape Mount	0	0	0	0	0	0	1	0	1	0	1
Grand Kru	0	0	1	0	0	0	0	0	1	0	1
Lofa	0	0	0	0	2	0	2	0	4	0	4
Margibi	2	1	4	5	6	4	4	4	16	14	30
Maryland	0	0	1	0	0	0	0	0	1	0	1
Montserrado	28	29	123	69	121	54	52	21	324	173	497
Nimba	0	0	2	0	7	2	1	1	10	3	13
River Gee	0	0	0	0	1	0	0	0	1	0	1
Sinoe	0	0	0	0	2	0	0	0	2	0	2
National	32	32	132	82	145	66	63	29	372	209	581

COVID-19 Cases and Deaths by Epi-week (Mar. 16 - June 21)





Counties COVID-19 Status in Liberia June 18, 2020



County Status

- Preparedness
- 28-Day Countdown
- Response



Data Source: NPHI/MoH

Demographic Breakdown (Gender & Age) of Confirmed COVID-19 Deaths (16 March – 18 June 2020)

County	<15 years		15 - 34		35 - 54		55+		All ages		Total Confirmed
	M	F	M	F	M	F	M	F	M	F	
Bong	0	0	1	0	0	0	3	0	4	0	4
Gbarpolu	0	0	0	0	1	0	1	0	2	0	2
Grand Bassa	0	0	0	0	0	0	0	0	0	0	0
Grand Kru	0	0	0	0	0	0	0	0	0	0	0
Lofa	0	0	0	0	0	0	2	0	2	0	2
Margibi	0	0	0	0	0	0	0	1	0	1	1
Maryland	0	0	0	0	0	0	0	0	0	0	0
Montserrado	0	0	0	0	8	4	6	2	14	6	20
Nimba	0	0	0	0	2	1	1	0	3	1	4
River Gee	0	0	0	0	0	0	0	0	0	0	0
Sinoe	0	0	0	0	0	0	0	0	0	0	0
National	0	0	1	0	11	5	13	3	25	8	33

Summary of COVID-19 Deaths by Reporting County, Liberia, 16 March – 18 June 2020

County	DAILY REPORT								Cumulative Deaths
	New Suspected Deaths	Laboratory Confirmed Deaths						Confirmed Deaths on Contact List	
		COVID-19 Treatment Unit	Total in COVID-19 Treatment Unit	Health Facility	Total in Health Facility	Community	Total in Community		
Bong	0	0	0	0	3	0	1	0	4
Gbarpolu	0	0	0	0	2	0	0	0	2
Grand Bassa	0	0	0	0	0	0	0	0	0
Grand Kru	0	0	0	0	0	0	0	0	0
Lofa	0	0	0	0	2	0	1	0	3
Maryland	0	0	0	0	0	0	0	0	0
Margibi	0	0	0	0	1	0	0	0	1
Montserrado	0	0	4	0	5	0	11	0	20
Nimba	0	0	0	0	3	0	1	0	4
River Gee	0	0	0	0	0	0	0	0	0
Sinoe	0	0	0	0	0	0	0	0	0
National	0	0	4	0	15	0	14	0	33

The Liberia Case Fatality rate (CFR) officially considered is for deaths that occurred among patients in care at the COVID-19 treatment units across the country. As of 1 June 2020 , a total of 4 deaths have been recorded CFR=1.12%. The country is however keeping active surveillance on community deaths and deaths in non COVID-19 treatment health units.

Daily and Cumulative Healthcare Worker (HCW) COVID-19 Cases and Deaths by County, Liberia, 16 March – 18 June 2020

County	DAILY REPORT						CUMULATIVE CASES (ALIVE & DEAD)	
	New Suspected & High Risk Cases (Alive)			New Suspect Death	Laboratory Confirmed Cases	Confirmed Cases on Contact List	Confirmed	Deaths
	Suspect	High Risk	Total					
Bong	0	0	0	0	0	0	2	2
Gbarpolu	0	0	0	0	0	0	1	1
Grand Bassa	0	0	0	0	0	0	1	0
Grand Kru	0	0	0	0	0	0	0	0
Lofa	0	0	0	0	0	0	0	0
Margibi	0	0	0	0	0	0	9	1
Maryland	0	0	0	0	0	0	0	0
Montserrado	0	0	0	0	0	0	36	1
Nimba	0	0	0	0	0	0	1	0
River Gee	0	0	0	0	0	0	0	0
Sinoe	0	0	0	0	0	0	0	0
NATIONAL	0	0	0	0	0	0	50	5

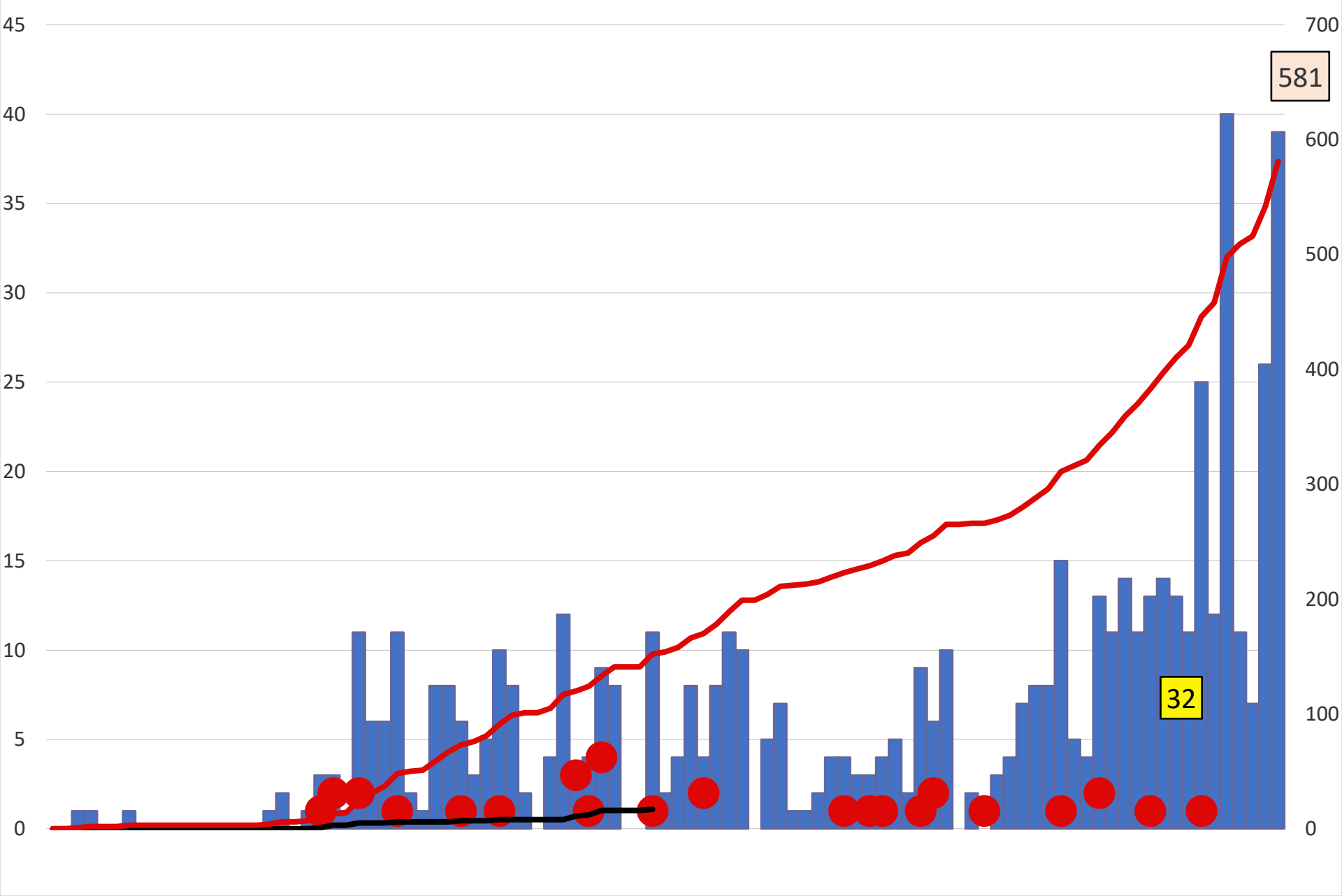
Cadre Cases and Deaths by Health Care Workers (16 March – 18 June 2020)

Health Care Worker Cadre	Montserratado		Margibi		Nimba		River Gee		Sinoe		Grand Kru		Gbarpolu		Bong		Lofa		Grand Bassa		National (Total)	
	Cases	Deaths	Cases	Deaths	Cases	Deaths	Cases	Deaths	Cases	Deaths	Cases	Deaths	Cases	Deaths	Cases	Deaths	Cases	Deaths	Cases	Deaths	Cases	Deaths
Doctors	5	0	0	0	1	0	0	0	0	0	0	0	0	0	0	0	0	0	0	0	6	0
Pharmacists	1	0	0	0	0	0	0	0	0	0	0	0	0	0	0	0	0	0	0	0	1	0
Nurses	15	1	3	0	0	0	0	0	0	0	0	0	1	1	0	0	0	0	1	0	20	2
Radiologist	1	0	0	0	0	0	0	0	0	0	0	0	0	0	0	0	0	0	0	0	1	0
Physician Assistants	0	0	0	0	0	0	0	0	0	0	0	0	0	0	0	0	0	0	0	0	0	0
Lab Technician	4	0	1	0	1	0	0	0	0	0	0	0	0	0	0	0	0	0	0	0	6	0
Environmental Health Technicians	6	0	0	0	0	0	0	0	0	0	0	0	0	0	0	0	0	0	0	0	6	0
Microbiologist	1	0	0	0	0	0	0	0	0	0	0	0	0	0	0	0	0	0	0	0	1	0
Epidemiologist	2	0	0	0	0	0	0	0	0	0	0	0	0	0	0	0	0	0	0	0	2	0
Dieticians	0	0	5	1	0	0	0	0	0	0	0	0	0	0	0	0	0	0	0	0	5	1
Dispenser	0	0	0	0	0	0	0	0	0	0	0	0	0	0	1	1	0	0	0	0	1	1
Licensed Practical Nurse (LPN)	0	0	0	0	0	0	0	0	0	0	0	0	0	0	1	1	0	0	0	0	0	1
Psychosocial Worker	1	0	0	0	0	0	0	0	0	0	0	0	0	0	0	0	0	0	0	0	1	0
Total:	36	1	9	1	2	0	0	0	0	0	0	0	1	1	2	2	0	0	1	0	50	5

Suspected and High Risk Cases and Deaths (16 March – 18 June 2020)

County	New Suspected	Cumulative Suspected	New High Risk	Cumulative High Risk	New Suspected Deaths	Cumulative Suspected Deaths
Montserrat	62	4215	0	0	0	76
Margibi	0	3	0	24	0	1
Maryland	0	17	0	13	0	4
River Gee	0	5	0	8	0	0
Lofa	0	40	0	36	0	35
Grand Cape Mount	21	21	0	0	0	0
Bomi	0	1	0	21	0	0
Sinoe	0	30	0	43	0	1
Grand Kru	0	14	0	21	0	1
Gbarpolu	3	21	0	13	0	0
Grand Bassa	2	42	0	33	0	0
Nimba	0	72	0	124	0	11
Bong	0	11	0	57	0	2
National	88	4492	0	393	0	131

EPI-Curve of Confirmed Cases and Deaths



COVID-19 Cases in Liberia - June 18, 2020



Total Cases: 581

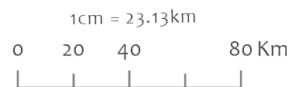
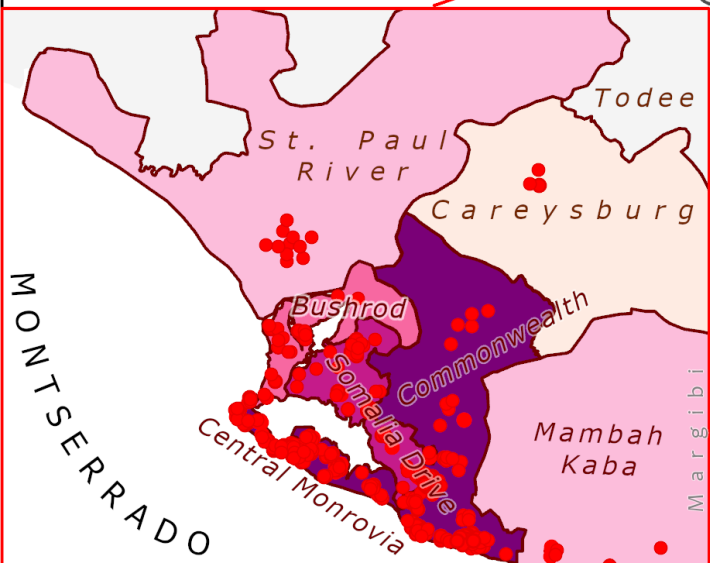
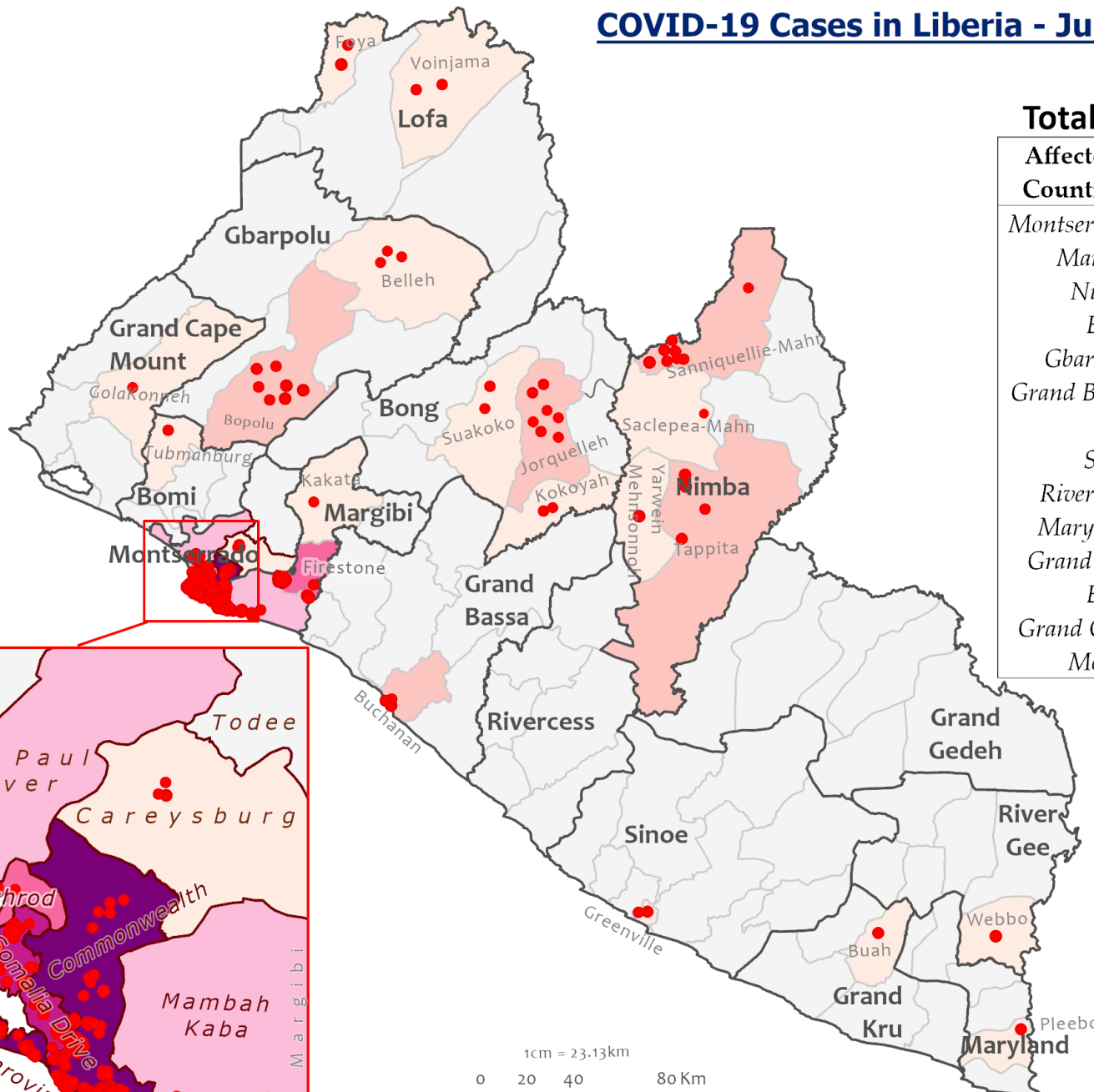
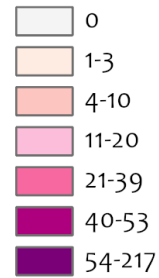
Affected Counties	Cumulative Cases
Montserrado	497
Margibi	30
Nimba	13
Bong	11
Gbarpolu	10
Grand Bassa	9
Lofa	4
Sinoe	2
River Gee	1
Maryland	1
Grand Kru	1
Bomi	1
Grand Cape Mount	1

Legend

Confirmed Cases



Cases / District

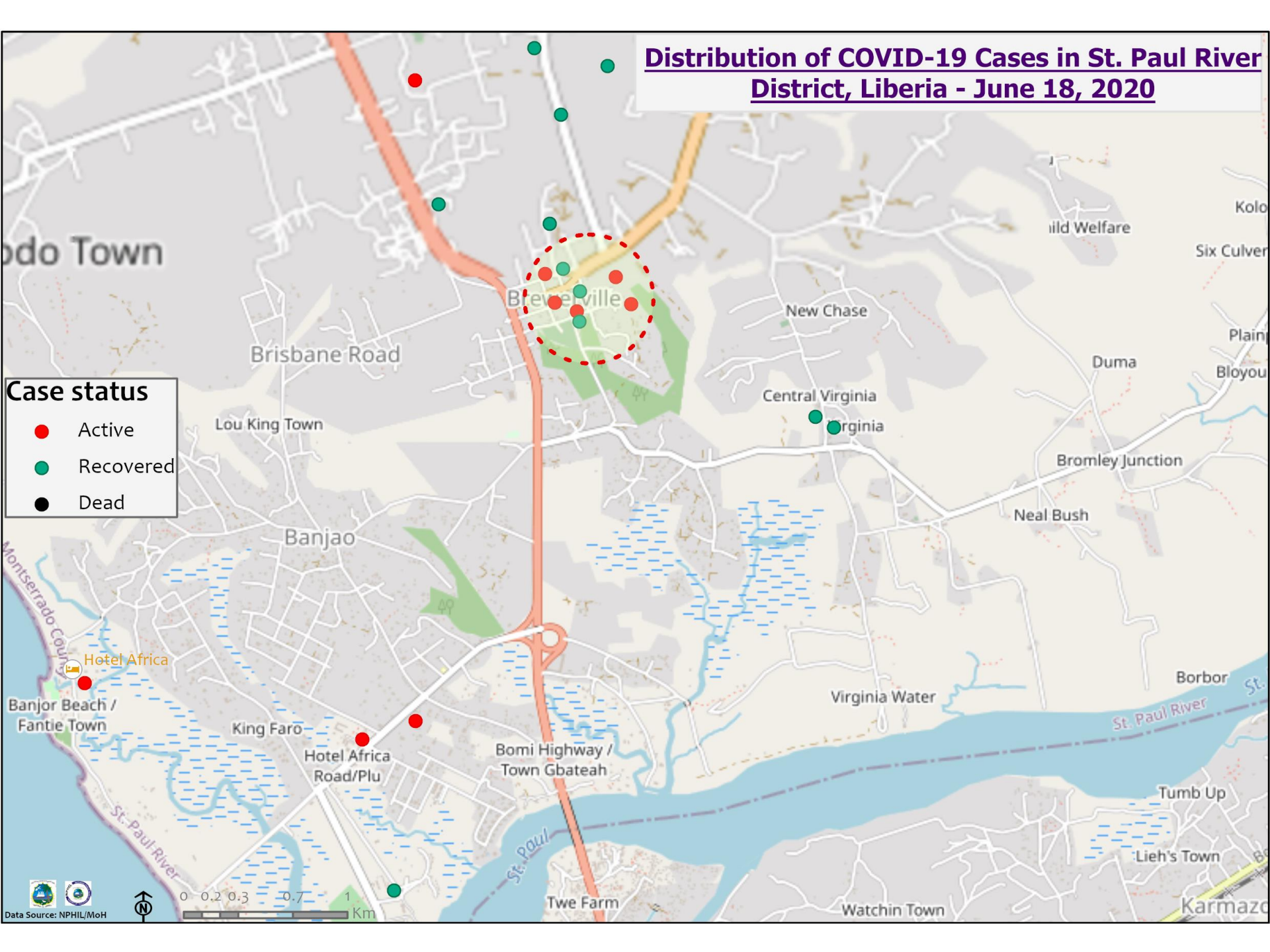


Data Source: NPHIL/MoH

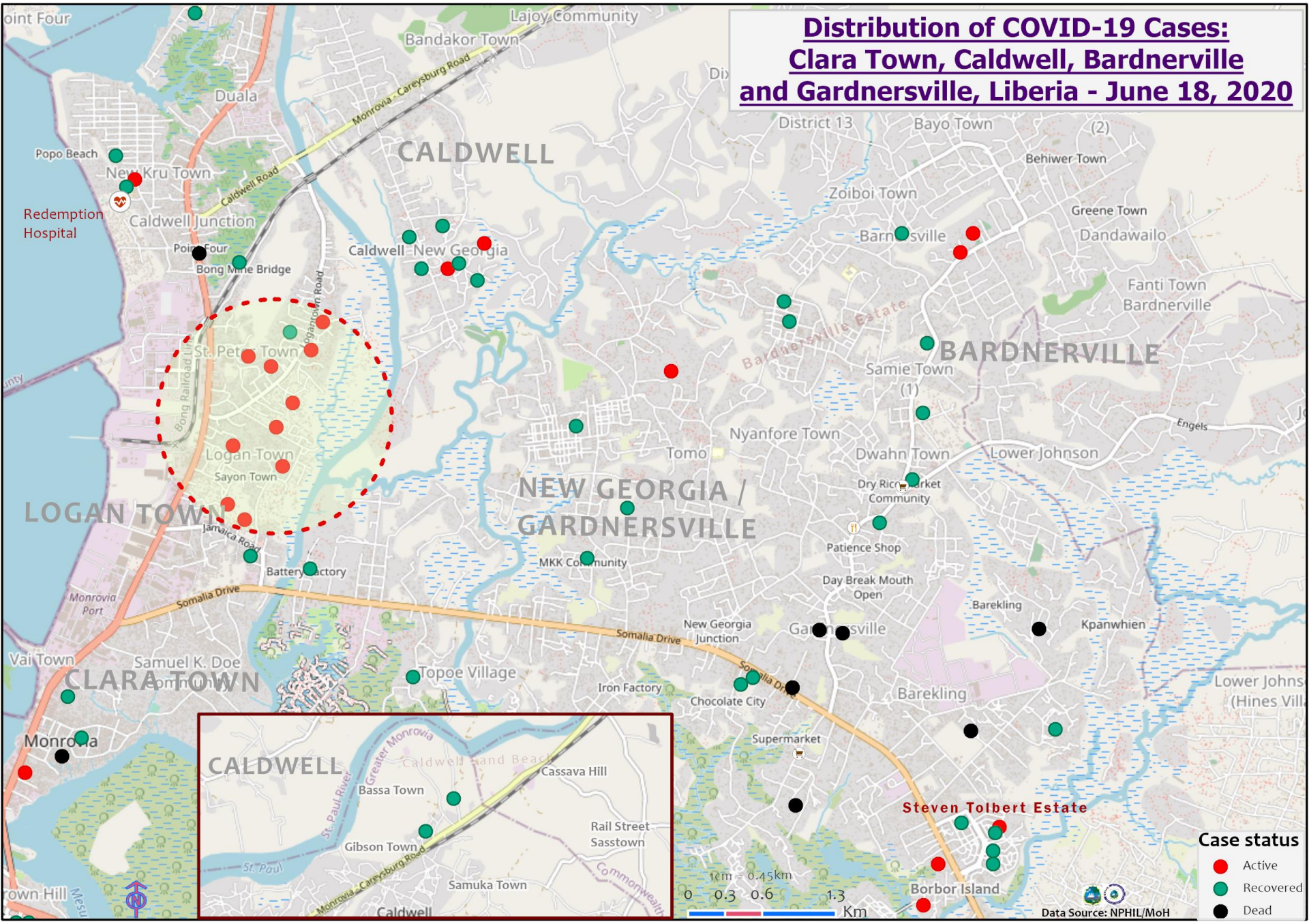
Distribution of COVID-19 Cases in St. Paul River District, Liberia - June 18, 2020

Case status

- Active
- Recovered
- Dead



Distribution of COVID-19 Cases: Clara Town, Caldwell, Bardnerville and Gardnersville, Liberia - June 18, 2020

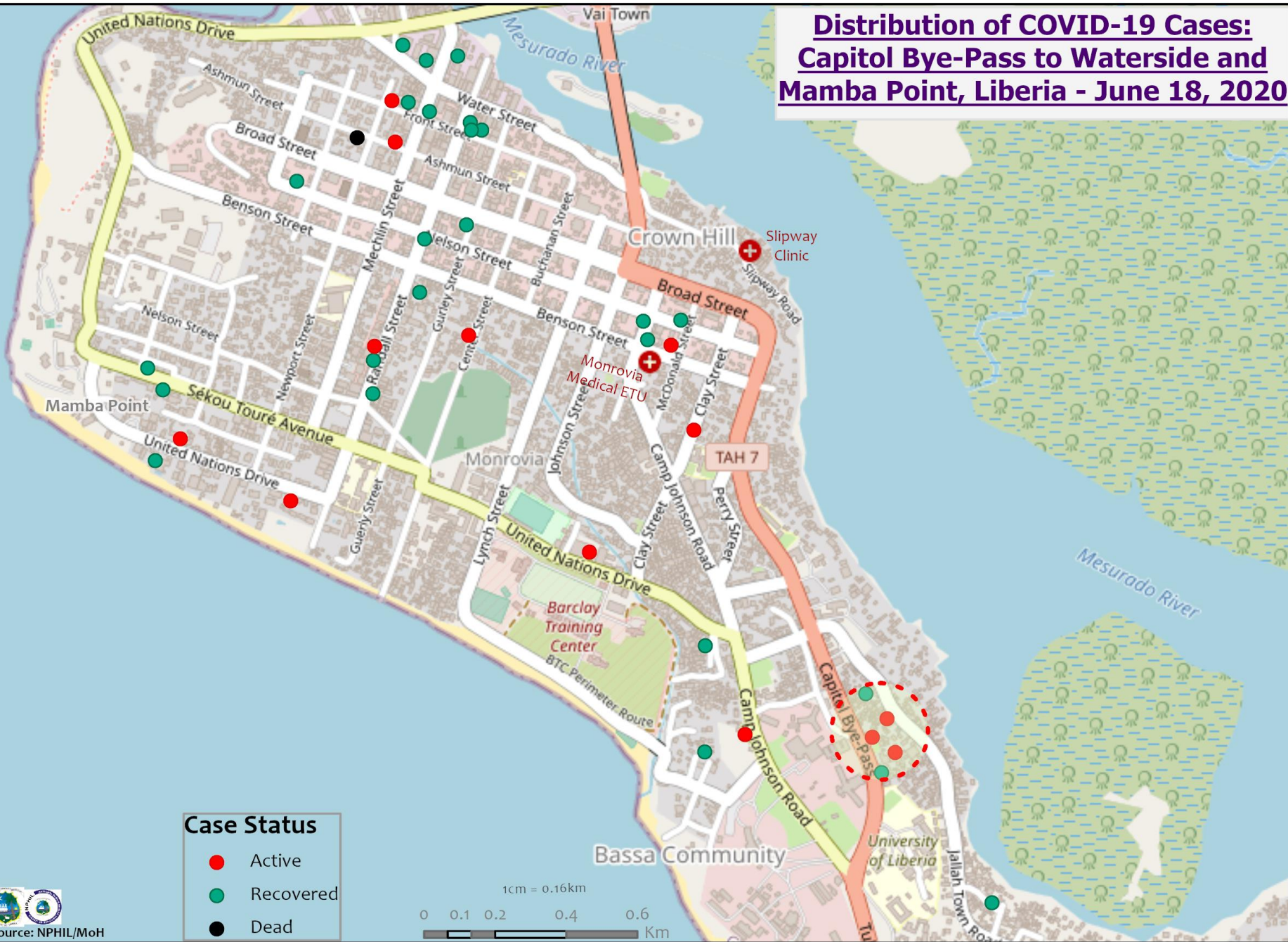


Case status

- Active
- Recovered
- Dead

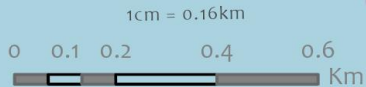
Data Source: NPHIL/MoH

Distribution of COVID-19 Cases: Capitol Bye-Pass to Waterside and Mamba Point, Liberia - June 18, 2020

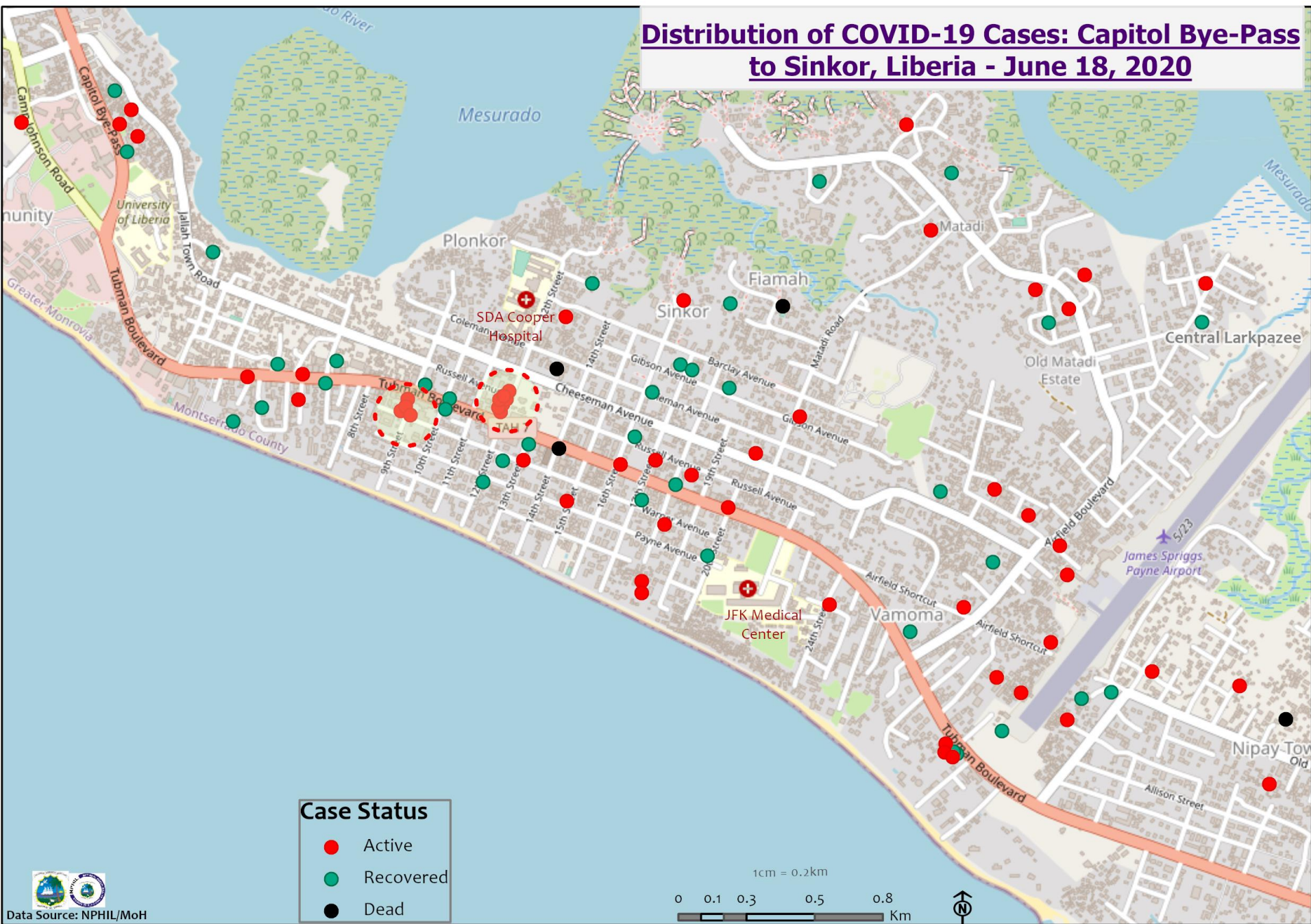


Case Status

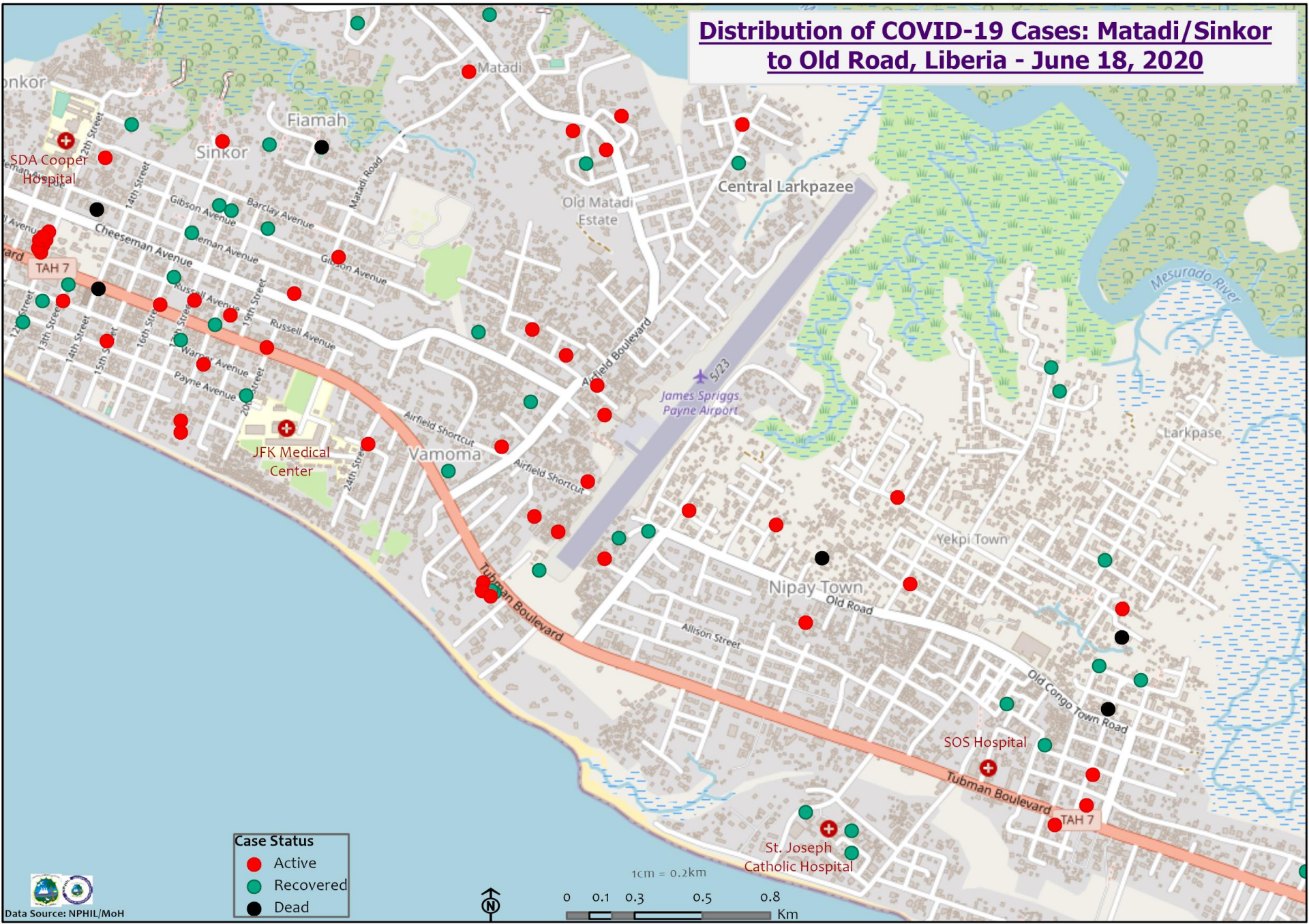
- Active
- Recovered
- Dead



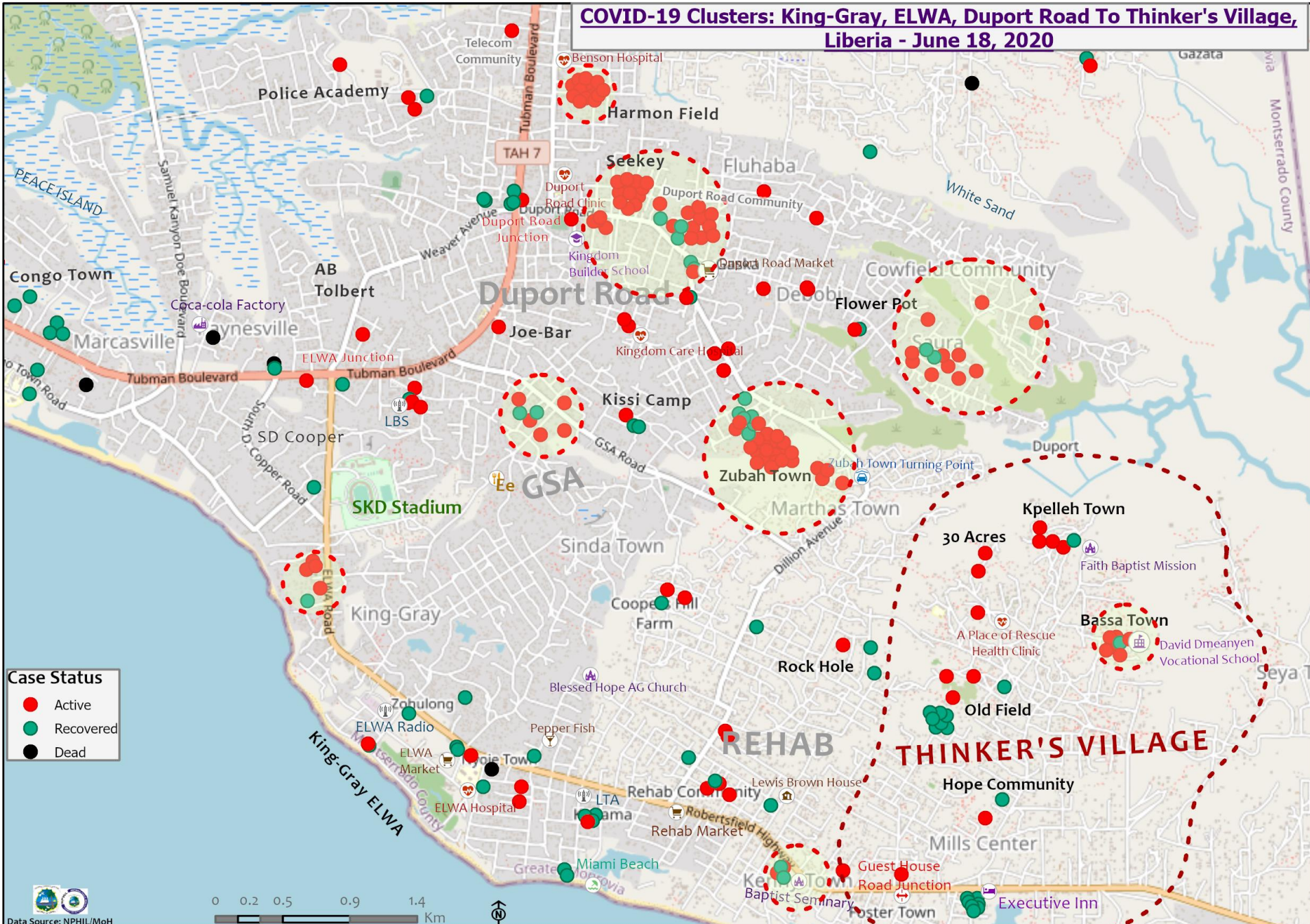
Distribution of COVID-19 Cases: Capitol Bye-Pass to Sinkor, Liberia - June 18, 2020



Distribution of COVID-19 Cases: Matadi/Sinkor to Old Road, Liberia - June 18, 2020



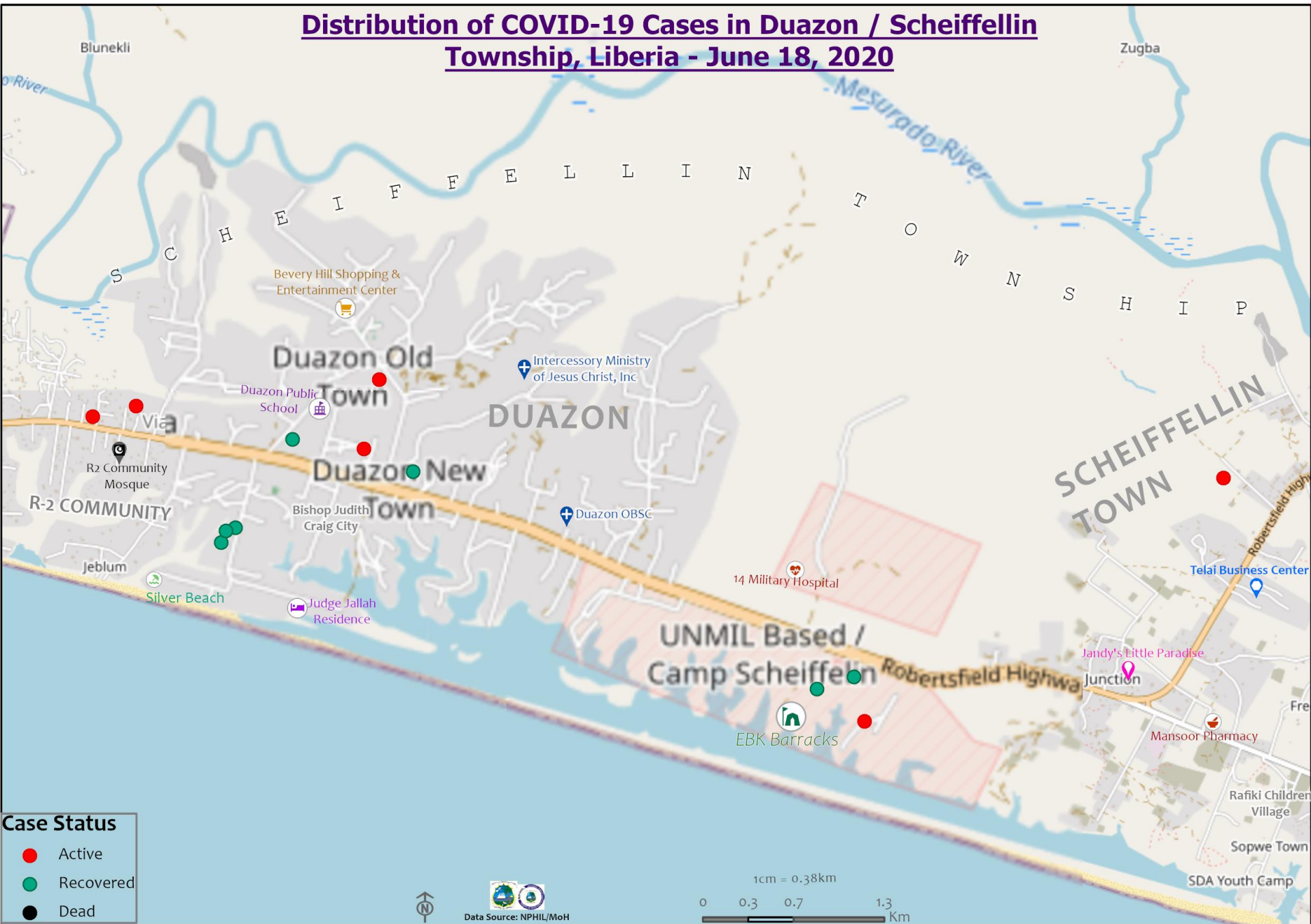
COVID-19 Clusters: King-Gray, ELWA, Duport Road To Thinker's Village, Liberia - June 18, 2020



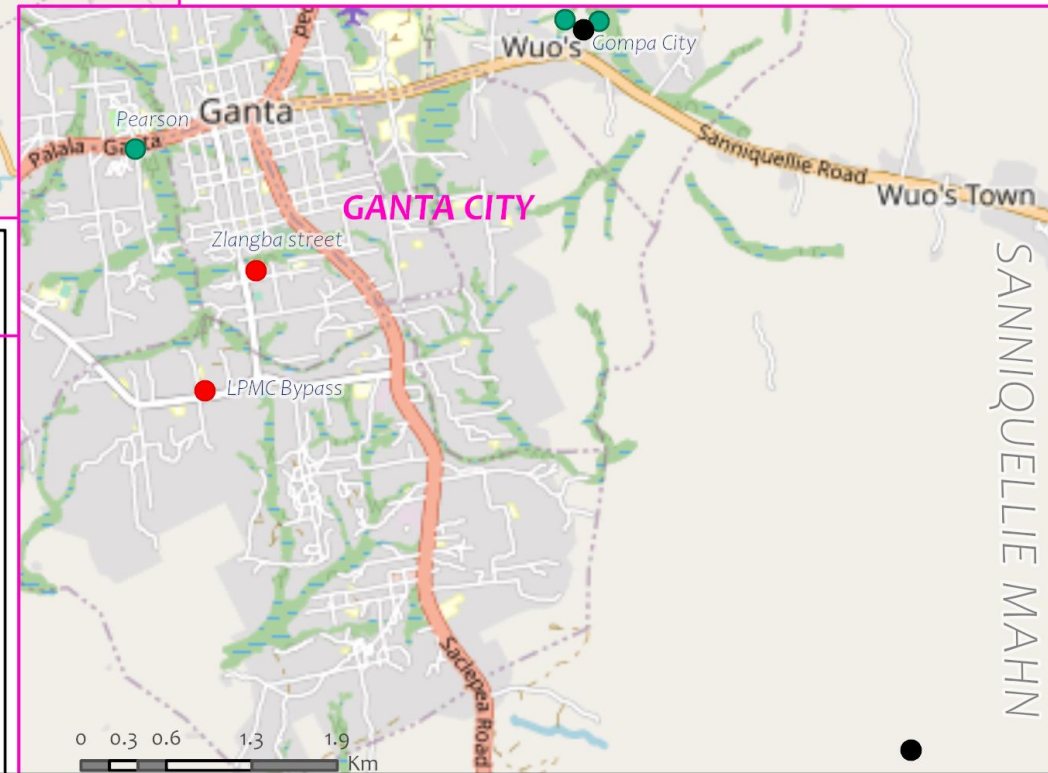
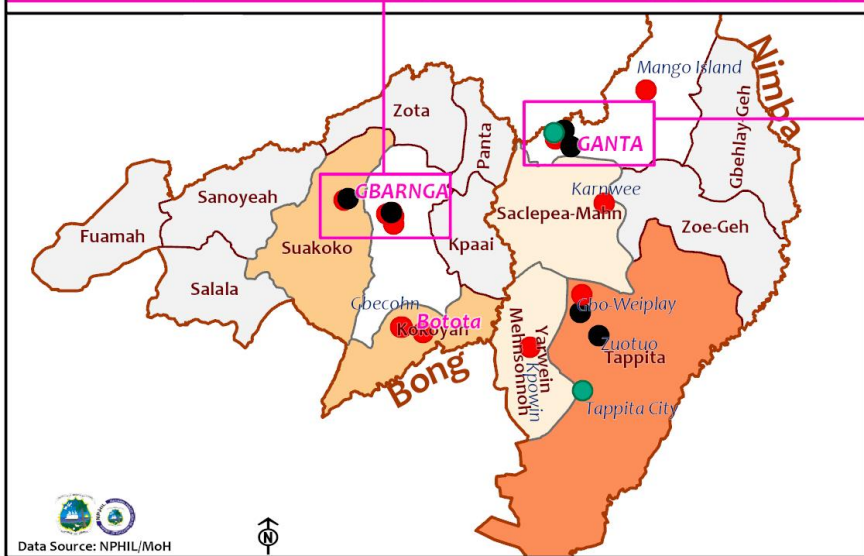
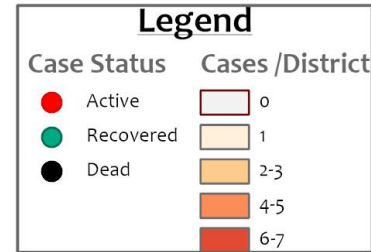
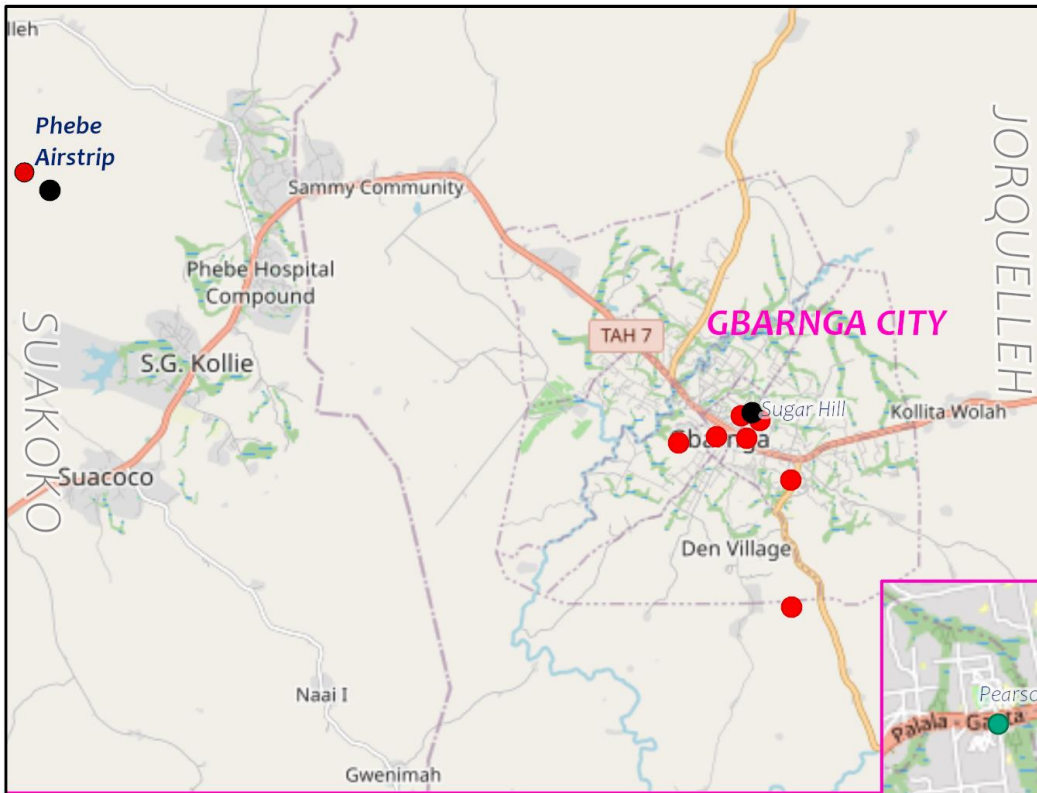
Case Status

- Active
- Recovered
- Dead

Distribution of COVID-19 Cases in Duazon / Scheiffellin Township, Liberia - June 18, 2020



Distribution of COVID-19 Cases in Bong and Nimba counties, Liberia - June 18, 2020



Precautionary Observation Centers (POC): Admission and Discharges

County	Precautionary Observation Centers				Cumulative Move to Treatment
	New admissions	Currently in POC	Daily Discharges	Cumulative Discharges (not including transferred)	
Bomi	0	0	0	0	0
Bong	0	0	0	0	0
Gbarpolu	0	0	0	0	0
Grand Bassa	0	4	0	29	0
Margibi	0	30	0	48	0
Maryland	0	4	0	41	0
Montserrado	0	63	0	35	0
Nimba	0	1	2	29	0
River Gee	0	0	0	0	0
Sinoe	0	2	0	126	0
Lofa	0	14	0	116	0
NATIONAL	0	118	2	424	0

Treatment Unit Daily Report – June 17, 2020

14 Military Hospital Treatment Unit						
New admissions	Daily Discharges	Cumulative Recoveries	Daily Deaths	Cumulative Deaths	*Currently in treatment	Number of Vacant Beds
7	0	231	0	4	100	10

Demographic Breakdown of Cases at 14 Military Hospital											
Total Census	Total Adult	Total Children	Total Female	Total Male	Total Confirm	Others	Pregnant	Children			
								<1	1-5	6-10	11-17
100	88	12	37	63	99	1	1	0	3	4	5

*99 confirmed cases + 1 Special case = 100 total patients

Recoveries from Treatment Units (16 March – 17 June 2020)

Treatment Unit	New admissions	Cumulative admissions	Recoveries	Cumulative Recoveries
14 Military Hospital, Montserrado	7	325	10	223
Chief Jallahlone Hospital, Gbarpolu	0	1	0	1
Jackson F. Doe Hospital, Nimba	0	2	0	1
Ganta Methodist Hospital, Nimba	0	1	0	1
Pleebo Health Center, Maryland	0	1	0	1
Rally Time Hospital, Grand Kru	0	0	0	1
Fish Town Hospital, River Gee	0	1	0	1
St. Timothy Hospital, Grand Cape Mount	0	1	0	0
Tellewoyan Hospital, Lofa	0	2	0	0
Phebe Hospital, Bong	0	0	0	0
Liberia Government Hospital, Grand Bassa	0	3	0	0
Arcelor Mittal, Grand Bassa	0	5	0	5
Duside Hospital, Margibi	0	20	0	15
F. J. Grant Hospital, Sinoe	0	2	0	1
Total	7	364	10	250

Admissions, Currently in Treatment, and Discharges

COVID-19 Treatment Units									
Treatment Unit	New admissions	Cumulative admissions	Discharges	Cumulative Discharges	Currently in Treatment Unit	Total Males	Total Females	0-35 yrs	36+ yrs
Chief Jallahlone Hospital, Gbarpolu	2	3	0	1	2	1	1	1	1
Jackson F. Doe Hospital, Nimba	0	2	0	1	0	0	0	0	0
Ganta Methodist Hospital, Nimba	0	1	0	1	0	0	0	0	0
St. Timothy Hospital, Grand Cape Mount	0	1	0	0	1	1	0	0	1
Pleebo Health Center, Maryland	0	1	0	1	0	0	0	0	0
Tellewoyan Hospital, Lofa	0	2	0	0	2	2	0	0	2
Phebe Hospital, Bong	0	0	0	0	0	0	0	0	0
Arcelor Mittal, Grand Bassa	0	5	0	5	0	0	0	0	0
Liberia Government Hospital, Grand Bassa	0	3	0	0	2	1	1	1	1
Duside Hospital, Margibi	0	20	0	15	5	4	1	1	4
F. J. Grant Hospital, Sinoe	0	2	0	1	1	1	0	0	1
Total	2	40	0	25	13	10	3	3	10

Laboratory Samples Evaluated – June 18, 2020

Laboratory	Total	New Positive	Repeat Positive	Initial Negative	Repeat Test Negative	Pending Lab Result
NPHRL	177	39	0	128	0	10
Total	177	39	0	128	0	10

Summary of COVID-19 Contact Tracing in Response Counties

County	New Contacts Line listed	Cumulative Contacts	No. of Health Care Workers as Contacts	Cumulative no. of Health Care Workers as contacts	Contacts became a case	Cumulative contacts that became a case	Contacts Completed 14 Days	Cumulative Contacts Completing 14 Days	Contacts Under Follow-up	Contacts lost to Follow-up
Montserratado	50	2983	0	315	1	135	9	2278	642	3
Margibi	0	289	0	91	0	22	18	178	89	0
Grand Bassa	0	116	0	64	0	8	0	66	42	0
Maryland	0	52	0	16	0	0	0	52	2	0
Sinoe	0	128	0	15	0	0	22	126	2	0
Gbarpolu	0	76	0	12	0	6	0	53	9	0
Lofa	8	258	0	30	0	3	0	114	140	3
Nimba	0	436	0	29	0	4	0	353	78	2
Bong	35	81	6	21	3	4	0	0	81	2
Grand CapeMount	2	21	0	0	0	0	0	0	21	0
Bomi	2	29	0	5	0	0	0	0	29	0
National	97	4469	6	598	4	182	49	3220	1135	10

Active Case Finding (16 March – 18 June 2020)

County	Visitation				Identification, Investigation & Testing									Supervision	
	No. of communities Assigned	No. of communities Visited	No. of Households Assigned	No. of Households Visited	Sick persons Identified	Cumulative Sick persons identified	Sick persons referred for Investigation	Cumulative Sick person referred for Investigation	Sick persons Investigated	Cumulative Sick persons Investigated	Sick persons investigated and referred for testing	Cumulative Sick persons investigated and referred for testing	No. of Sick persons followed-up today	No. of supervision visits	No. of Supervisory Calls
Bomi	127	18	363	363	0	0	0	0	0	0	0	0	0	4	0
Bong	25	25	15564	230	0	0	0	0	0	0	0	0	0	0	0
Montserrado	250	0	0	47993	4	387	4	252	4	243	4	194	0	0	0
Margibi	15	15	15	130	0	4	0	4	0	16	0	10	7	8	7
Maryland	20	20	205	205	7	345	7	345	7	345	0	0	7	0	0
Grand Cape Mount	1	1	19	19	0	0	0	0	0	0	0	0	0	0	0
Sinoe	90	90	5232	3520	9	9	9	9	9	39	0	0	9	8	2
Grand Kru	75	50	1000	1000	2	7	2	7	2	7	1	7	2	5	3
Gbarpolu	25	25	290	29	7	21	5	23	5	23	0	0	3	0	0
Grand Bassa	10	10	124	124	0	60	0	60	0	60	0	0	0	0	0
Nimba	430	359	2460	2129	2	18	2	18	2	18	0	11	4	0	0
Lofa	159	162	487	512	0	40	0	40	0	40	0	40	0	51	102
National	1217	765	25635	56130	31	831	29	698	29	731	5	262	32	76	114

Thank you for Listening