



Liberia COVID-19 Daily Sitrep 99 (22th June 2020)

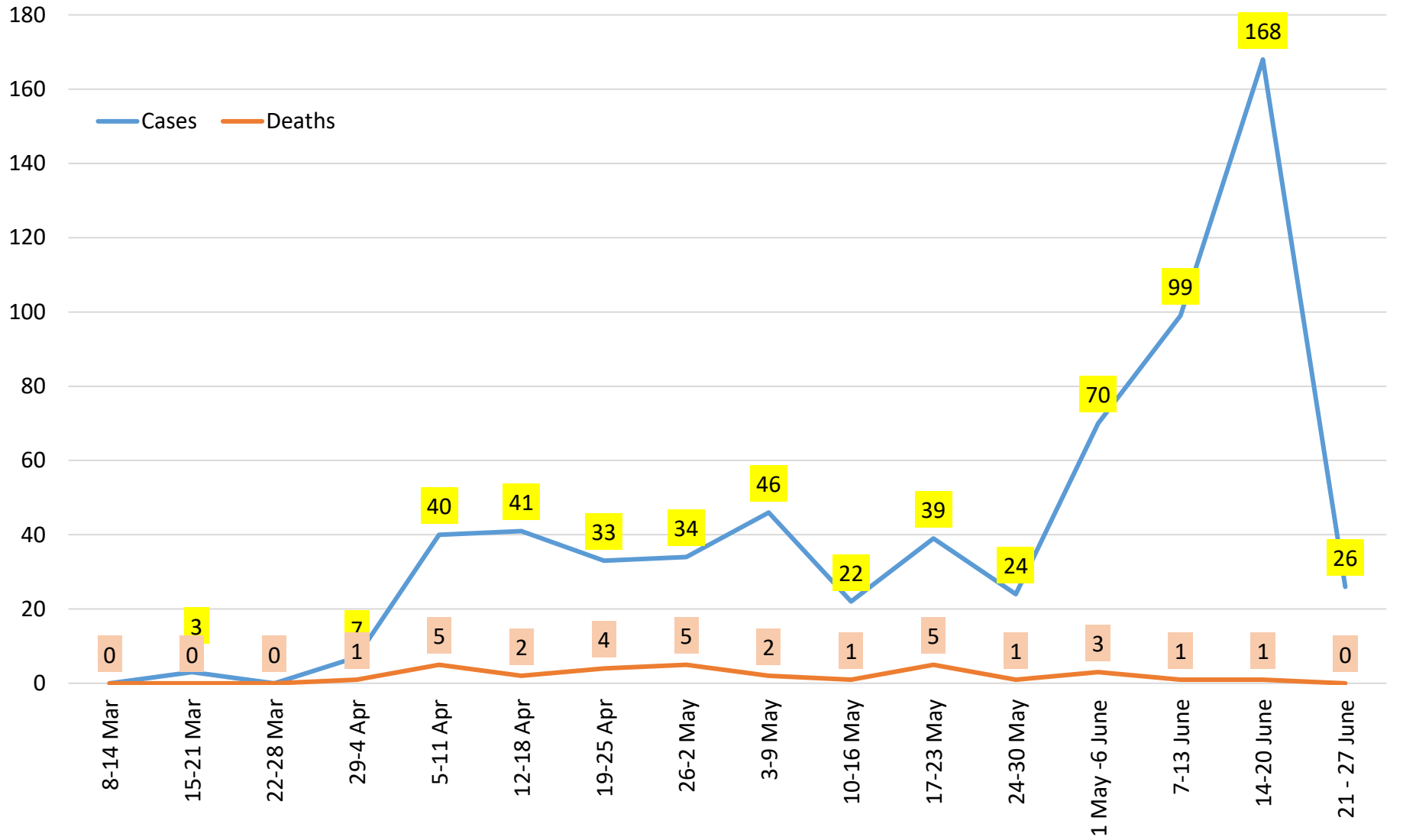
Summary of COVID-19 Cases by Reporting County, Liberia, 16 March – 22 June 2020

County			Confirmed Cumulative Cases
	Laboratory Confirmed Cases	Cases on Contact List	
Bomi	0	0	3
Bong	0	0	17
Gbarpolu	0	0	10
Grand Bassa	0	0	10
Grand Cape Mount	0	0	1
Grand Kru	0	0	1
Lofa	0	0	5
Margibi	0	0	39
Maryland	0	0	1
Montserrado	2	0	544
Nimba	0	0	18
River Gee	0	0	1
Sinoe	0	0	2
NATIONAL	2	0	652

Demographic Breakdown (Gender & Age) of Confirmed COVID-19 Cases (16 March – 22 June 2020)

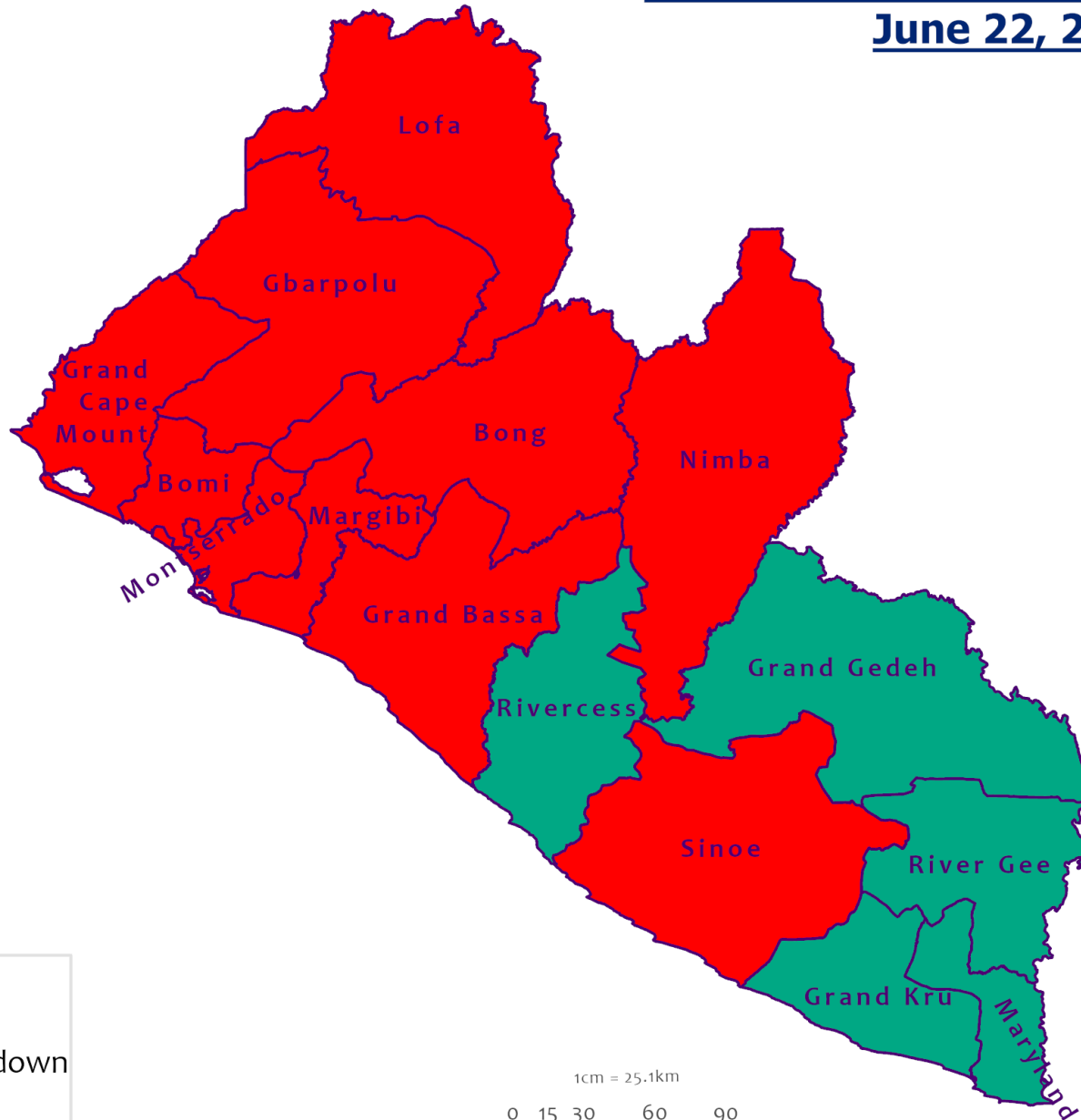
County	<15 years		15 - 34		35 - 54		55+		All ages		Total Confirmed
	M	F	M	F	M	F	M	F	M	F	
Bomi	0	1	0	0	0	1	0	1	0	3	3
Bong	0	0	0	2	4	6	3	2	7	10	17
Gbarpolu	1	2	0	2	3	1	1	0	5	5	10
Grand Bassa	1	0	2	6	0	1	0	0	3	7	10
Grand Cape Mount	0	0	0	0	0	0	1	0	1	0	1
Grand Kru	0	0	1	0	0	0	0	0	1	0	1
Lofa	0	0	0	0	3	0	2	0	5	0	5
Margibi	2	1	6	6	8	5	5	6	21	18	39
Maryland	0	0	1	0	0	0	0	0	1	0	1
Montserrado	29	30	133	75	137	57	56	27	355	189	544
Nimba	0	0	3	1	9	2	1	2	13	5	18
River Gee	0	0	0	0	1	0	0	0	1	0	1
Sinoe	0	0	0	0	2	0	0	0	2	0	2
National	33	34	146	92	167	73	69	38	415	237	652

COVID-19 Cases and Deaths by Epi-week (Mar. 16 - June 27)






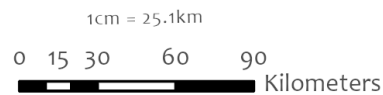


Counties COVID-19 Status in Liberia June 22, 2020



County Status

-  Preparedness
-  28-Day Countdown
-  Response



Data Source: NPHI/MoH

Demographic Breakdown (Gender & Age) of Confirmed COVID-19 Deaths (16 March – 22 June 2020)

County	<15 years		15 - 34		35 - 54		55+		All ages		Total Confirmed
	M	F	M	F	M	F	M	F	M	F	
Bong	0	0	1	0	0	0	3	0	4	0	4
Gbarpolu	0	0	0	0	1	0	1	0	2	0	2
Grand Bassa	0	0	0	0	0	0	0	0	0	0	0
Grand Kru	0	0	0	0	0	0	0	0	0	0	0
Lofa	0	0	0	0	0	0	2	0	2	0	2
Margibi	0	0	0	0	0	0	0	1	0	1	1
Maryland	0	0	0	0	0	0	0	0	0	0	0
Montserrado	0	0	0	0	8	4	7	2	15	6	21
Nimba	0	0	0	0	2	1	1	0	3	1	4
River Gee	0	0	0	0	0	0	0	0	0	0	0
Sinoe	0	0	0	0	0	0	0	0	0	0	0
National	0	0	1	0	11	5	14	3	26	8	34

Summary of COVID-19 Deaths by Reporting County, Liberia, 16 March – 21 June 2020

County	DAILY REPORT								Cumulative Deaths
	New Suspected Deaths	Laboratory Confirmed Deaths						Confirmed Deaths on Contact List	
		COVID-19 Treatment Unit	Total in COVID-19 Treatment Unit	Health Facility	Total in Health Facility	Community	Total in Community		
Bong	0	0	0	0	3	0	1	0	4
Gbarpolu	0	0	0	0	2	0	0	0	2
Grand Bassa	0	0	0	0	0	0	0	0	0
Grand Kru	0	0	0	0	0	0	0	0	0
Lofa	0	0	0	0	2	0	1	0	3
Maryland	0	0	0	0	0	0	0	0	0
Margibi	0	0	0	0	1	0	0	0	1
Montserrado	0	0	5	0	5	0	11	0	21
Nimba	0	0	0	0	3	0	1	0	4
River Gee	0	0	0	0	0	0	0	0	0
Sinoe	0	0	0	0	0	0	0	0	0
National	0	0	5	0	15	0	14	0	34

The Liberia Case Fatality rate (CFR) officially considered is for deaths that occurred among patients in care at the COVID-19 treatment units across the country. As of 1 June 2020 , a total of 4 deaths have been recorded CFR=1.17%. The country is however keeping active surveillance on community deaths and deaths in non COVID-19 treatment health units.

Daily and Cumulative Healthcare Worker (HCW) COVID-19 Cases and Deaths by County, Liberia, 16 March – 22 June 2020

County	DAILY REPORT						CUMULATIVE CASES (ALIVE & DEAD)	
	New Suspected & High Risk Cases (Alive)			New Suspect Death	Laboratory Confirmed Cases	Confirmed Cases on Contact List	Confirmed	Deaths
	Suspect	High Risk	Total					
Bong	0	0	0	0	0	0	6	2
Gbarpolu	0	0	0	0	0	0	1	1
Grand Bassa	0	0	0	0	0	0	3	0
Grand Kru	0	0	0	0	0	0	0	0
Lofa	0	0	0	0	1	0	1	0
Margibi	0	0	0	0	0	0	9	1
Maryland	0	0	0	0	0	0	0	0
Montserrado	0	0	0	0	0	0	36	1
Nimba	0	0	0	0	0	0	1	0
River Gee	0	0	0	0	0	0	0	0
Sinoe	0	0	0	0	0	0	0	0
NATIONAL	0	0	0	0	1	0	57	5

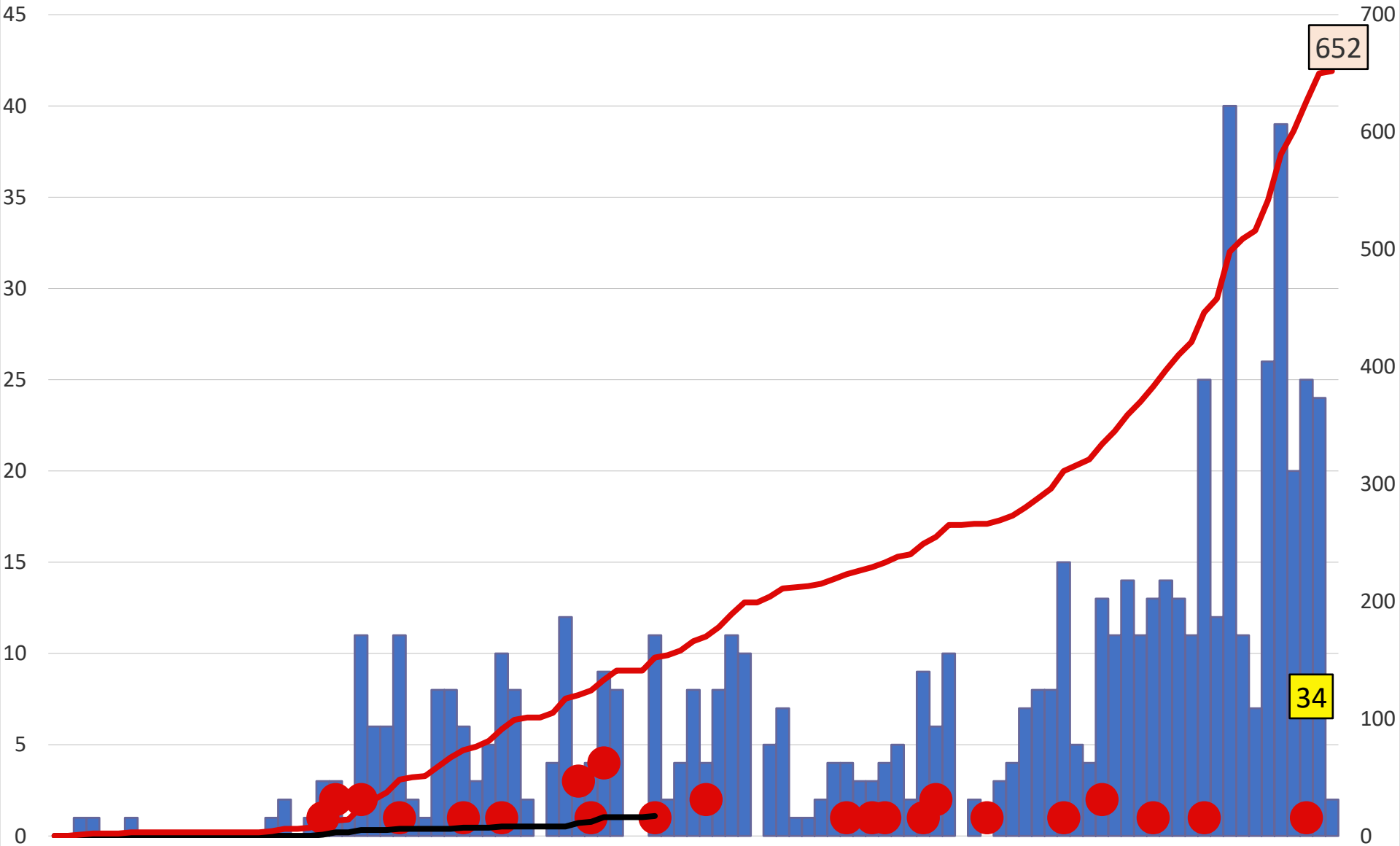
Cadre Cases and Deaths by Health Care Workers (16 March – 22 June 2020)

Health Care Worker Cadre	Montserrat		Margibi		Nimba		River Gee		Sinoe		Grand Kru		Gbarpolu		Bong		Lofa		Grand Bassa		National (Total)	
	Cases	Deaths	Cases	Deaths	Cases	Deaths	Cases	Deaths	Cases	Deaths	Cases	Deaths	Cases	Deaths	Cases	Deaths	Cases	Deaths	Cases	Deaths	Cases	Deaths
Doctors	5	0	0	0	1	0	0	0	0	0	0	0	0	0	0	0	0	0	0	0	6	0
Pharmacists	1	0	0	0	0	0	0	0	0	0	0	0	0	0	0	0	0	0	0	0	1	0
Nurses	15	1	3	0	0	0	0	0	0	0	0	0	1	1	5	1	0	0	1	0	25	3
Radiologist	1	0	0	0	0	0	0	0	0	0	0	0	0	0	0	0	0	0	0	0	1	0
Physician Assistants	0	0	0	0	0	0	0	0	0	0	0	0	0	0	0	0	0	0	0	0	0	0
Lab Technician	4	0	1	0	1	0	0	0	0	0	0	0	0	0	0	0	1	0	0	0	7	0
Environmental Health Technicians	6	0	0	0	0	0	0	0	0	0	0	0	0	0	0	0	0	0	0	0	6	0
Microbiologist	1	0	0	0	0	0	0	0	0	0	0	0	0	0	0	0	0	0	0	0	1	0
Epidemiologist	2	0	0	0	0	0	0	0	0	0	0	0	0	0	0	0	0	0	0	0	2	0
Dieticians	0	0	5	1	0	0	0	0	0	0	0	0	0	0	0	0	0	0	0	0	5	1
Dispenser	0	0	0	0	0	0	0	0	0	0	0	0	0	0	1	1	0	0	0	0	1	1
Licensed Practical Nurse (LPN)	0	0	0	0	0	0	0	0	0	0	0	0	0	0	1	1	0	0	0	0	1	1
Psychosocial Worker	1	0	0	0	0	0	0	0	0	0	0	0	0	0	0	0	0	0	0	0	1	0
Total:	36	1	9	1	2	0	0	0	0	0	0	0	1	1	7	3	1	0	1	0	57	6

Suspected and High Risk Cases and Deaths (16 March – 22 June 2020)

County	New Suspected	Cumulative Suspected	New High Risk	Cumulative High Risk	New Suspected Deaths	Cumulative Suspected Deaths
Montserrat	29	4322	0	0	0	76
Margibi	0	3	0	24	0	1
Maryland	0	17	0	13	0	4
River Gee	0	5	0	8	0	0
Lofa	0	42	0	36	0	35
Grand Cape Mount	0	21	0	0	0	0
Bomi	0	2	0	21	0	0
Sinoe	0	30	0	43	0	1
Grand Kru	0	14	0	21	0	1
Gbarpolu	1	25	0	13	0	0
Grand Bassa	0	42	0	33	0	0
Nimba	0	75	2	129	0	11
Bong	0	11	0	49	0	2
National	30	4609	2	390	0	131

EPI-Curve of Confirmed Cases and Deaths



COVID-19 Cases in Liberia - June 22, 2020

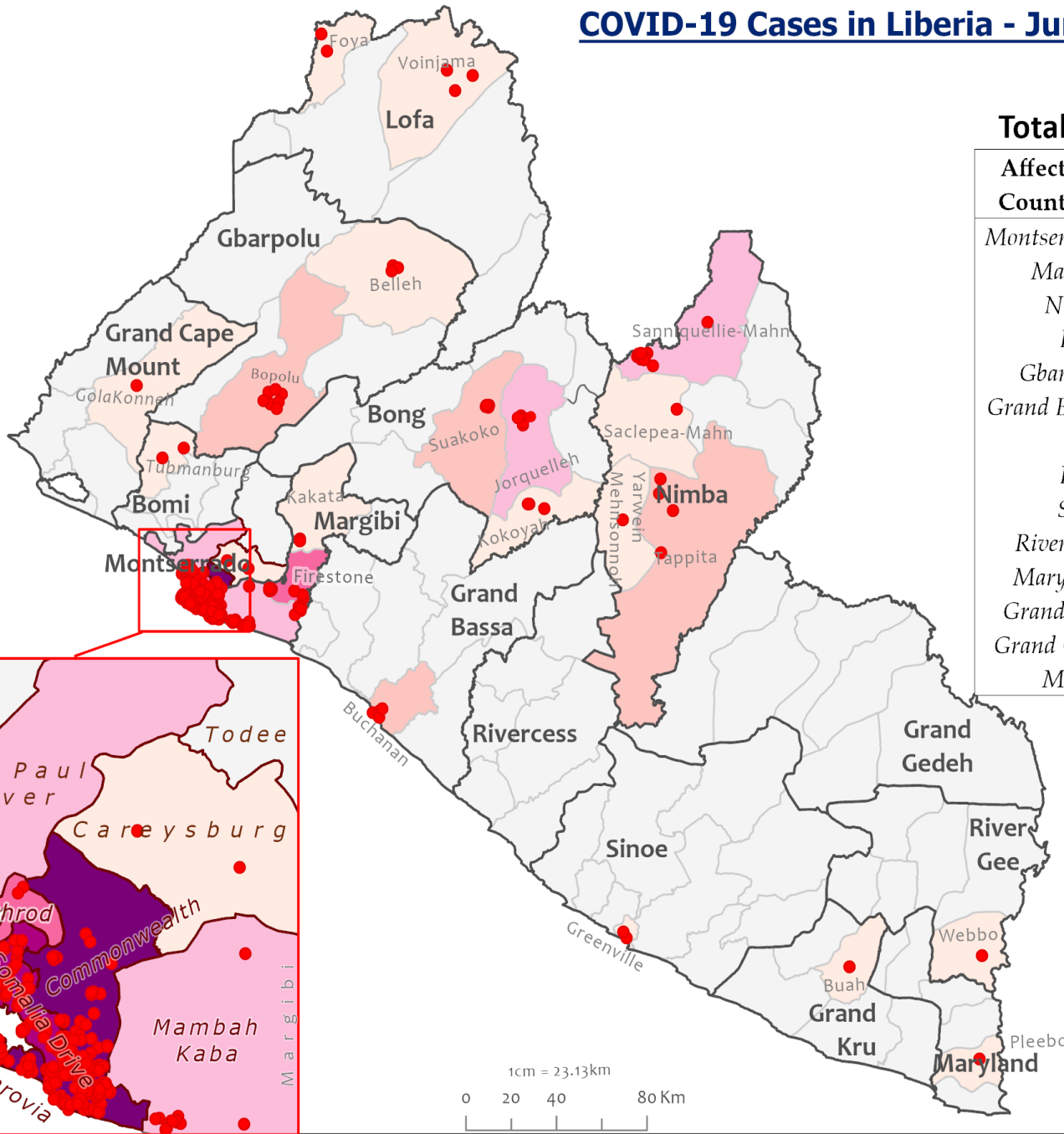


Legend

Confirmed cases

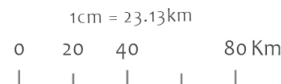
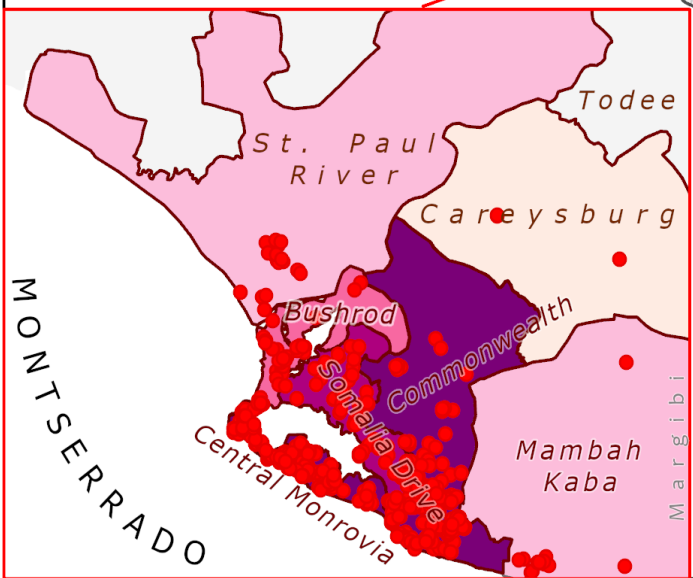


Cases / District

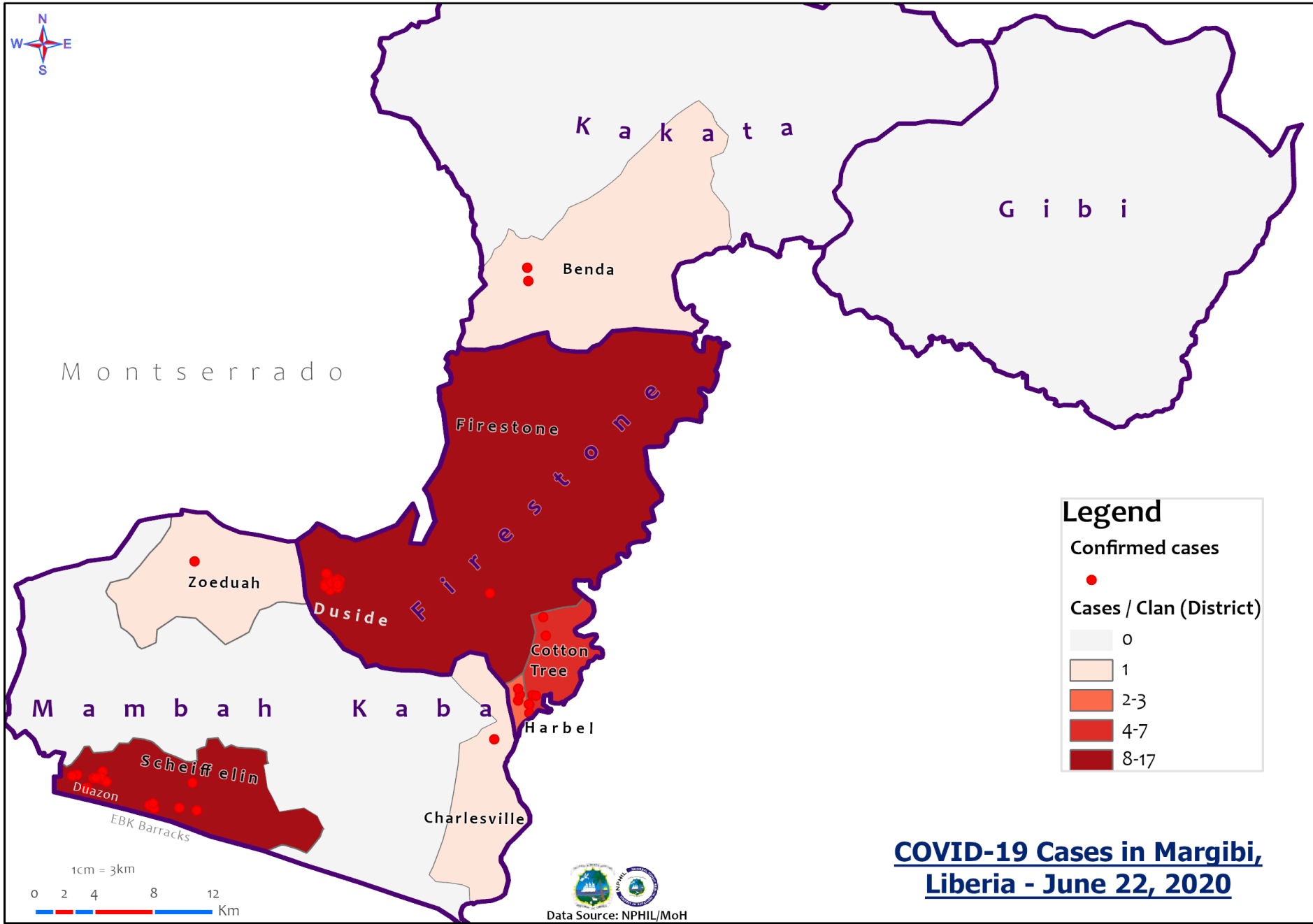


Total Cases: 652

Affected Counties	Cumulative Cases
Montserrado	544
Margibi	39
Nimba	18
Bong	17
Gbarpolu	10
Grand Bassa	10
Lofa	5
Bomi	3
Sinoe	2
River Gee	1
Maryland	1
Grand Kru	1
Grand Cape Mount	1



Data Source: NPHIL/MoH



Montserrado

K a k a t a

G i b i

Benda

Firestone

Zoeduah

Duside

Cotton Tree

M a m b a h

K a b a

Harbel

Scheiffelin

Duazon

EBK Barracks

Charlesville



Data Source: NPHIL/MoH

**COVID-19 Cases in Margibi,
Liberia - June 22, 2020**

Precautionary Observation Centers (POC): Admission and Discharges

County	Precautionary Observation Centers				Cumulative Move to Treatment
	New admissions	Currently in POC	Daily Discharges	Cumulative Discharges (not including transferred)	
Bomi	0	0	0	0	0
Bong	0	0	0	0	0
Gbarpolu	0	0	0	0	0
Grand Bassa	0	4	0	29	0
Margibi	0	30	0	48	0
Maryland	0	0	0	41	0
Montserrado	0	63	0	56	0
Nimba	0	1	0	30	0
Sinoe	0	2	0	126	0
Lofa	0	0	4	173	1
NATIONAL	0	100	4	503	1

Treatment Unit Daily Report – June 22, 2020

14 Military Hospital Treatment Unit						
New admissions	*Daily Discharges	Cumulative Recoveries	Daily Deaths	Cumulative Deaths	*Currently in treatment	Available Bed Occupancy %
11	9	239	0	5	123	111.8%

Demographic Breakdown of Cases at 14 Military Hospital											
Total Census	Total Adult	Total Children	Total Female	Total Male	Total Confirm	Others	Pregnant	Children			
								<1	1-5	6-10	11-17
123	105	18	49	74	122	1	2	3	3	3	9

*122 confirmed cases + 1 Special case = 123 total patients
 8 Recovered patients + 1 Special case = 9 Discharges

Recoveries from Treatment Units (16 March – 22 June 2020)

Treatment Unit	New admissions	Cumulative admissions	Recoveries	Cumulative Recoveries
14 Military Hospital, Montserrado	11	369	8	241
Chief Jallahlone Hospital, Gbarpolu	0	3	0	1
Jackson F. Doe Hospital, Nimba	0	2	0	1
Ganta Methodist Hospital, Nimba	0	1	0	1
Pleebo Health Center, Maryland	0	1	0	1
Rally Time Hospital, Grand Kru	0	0	0	1
Fish Town Hospital, River Gee	0	1	0	1
St. Timothy Hospital, Grand Cape Mount	0	1	0	0
Liberia Government Hospital, Bomi	0	2	0	0
Tellewoyan Hospital, Lofa	1	4	2	2
Phebe Hospital, Bong	1	10	0	0
Liberia Government Hospital, Grand Bassa	0	3	0	0
Arcelor Mittal, Grand Bassa	0	5	0	5
Duside Hospital, Margibi	0	23	0	15
F. J. Grant Hospital, Sinoe	0	2	0	1
Total	13	427	10	270

Admissions, Currently in Treatment, and Discharges

COVID-19 Treatment Units									
Treatment Unit	New admissions	Cumulative admissions	Discharges	Cumulative Discharges	Currently in Treatment Unit	Total Males	Total Females	0-35 yrs	36+ yrs
Chief Jallahlone Hospital, Gbarpolu	0	3	0	1	0	0	0	0	0
Jackson F. Doe Hospital, Nimba	0	2	0	1	0	0	0	0	0
Ganta Methodist Hospital, Nimba	0	1	0	1	0	0	0	0	0
St. Timothy Hospital, Grand Cape Mount	0	1	0	0	1	1	0	0	1
Tellewoyan Hospital, Lofa	1	4	2	2	2	2	0	0	2
Phebe Hospital, Bong	1	10	0	0	10	3	7	4	6
Liberia Government Hospital, Bomi	0	2	0	0	2	0	2	1	1
Arcelor Mittal, Grand Bassa	0	5	0	5	0	0	0	0	0
Liberia Government Hospital, Grand Bassa	0	3	0	0	2	1	1	1	1
Duside Hospital, Margibi	0	23	0	15	8	6	2	2	6
F. J. Grant Hospital, Sinoe	0	2	0	1	1	1	0	0	1
Total	2	56	2	26	26	14	12	8	18

Laboratory Samples Evaluated – June 22, 2020

Laboratory	Total	New Positive	Repeat Positive	Initial Negative	Repeat Test Negative	Pending Lab Result
NPHRL	53	2	12	11	22	6
Total	53	2	12	11	22	6

Summary of COVID-19 Contact Tracing in Response Counties

County	New Contacts Line listed	Cumulative Contacts	No. of Health Care Workers as Contacts	Cumulative no. of Health Care Workers as contacts	Contacts became a case	Cumulative contacts that became a case	Contacts Completed 14 Days	Cumulative Contacts Completing 14 Days	Contacts Under Follow-up	Contacts lost to Follow-up
Montserrado	70	3116	7	322	7	141	32	2398	655	3
Margibi	0	297	0	91	0	22	0	178	97	0
Grand Bassa	0	116	0	64	0	8	0	66	42	0
Maryland	0	52	0	16	0	0	0	52	2	0
Sinoe	0	128	0	15	0	0	0	126	2	0
Gbarpolu	0	76	0	12	0	6	0	53	23	0
Lofa	4	265	4	39	1	3	92	261	4	0
Nimba	5	460	0	39	0	6	0	353	99	2
Bong	0	81	0	21	3	4	0	0	81	2
Grand CapeMount	0	21	0	0	0	0	0	0	21	0
Bomi	0	27	0	5	0	0	0	0	27	0
National	79	4639	11	624	11	190	124	3487	1053	7

Active Case Finding (16 March – 22 June 2020)

County	Visitation				Identification, Investigation & Testing								Supervision		
	No. of communities Assigned	No. of communities Visited	No. of Households Assigned	No. of Households Visited	Sick persons Identified	Cumulative Sick persons identified	Sick persons referred for Investigation	Cumulative Sick person referred for Investigation	Sick persons Investigated	Cumulative Sick persons Investigated	Sick persons investigated and referred for testing	Cumulative Sick persons investigated and referred for testing	No. of Sick persons followed-up today	No. of supervision visits	No. of Supervisory Calls
Bomi	127	150	383	383	0	0	0	0	0	0	0	0	0	4	0
Bong	47	47	480	31	0	21	0	25	0	25	0	0	0	0	0
Montserrado	250	0	0	53333	22	412	22	277	12	258	12	209	0	0	0
Margibi	15	15	15	131	0	4	0	4	0	16	0	10	7	8	7
Maryland	36	36	416	416	38	426	7	379	7	379	0	0	4	0	0
Grand Cape Mount	1	1	19	19	0	0	0	0	0	0	0	0	0	0	0
Sinoe	90	90	5232	3850	0	79	79	79	79	79	0	0	0	8	2
Grand Kru	75	50	1000	1000	2	7	2	7	2	7	1	7	2	5	3
Gbarpolu	52	50	520	330	0	23	1	26	1	26	1	1	1	0	0
Grand Bassa	18	18	245	245	6	76	6	76	0	76	0	0	0	0	0
Nimba	430	381	2460	2120	2	20	2	20	2	20	0	11	0	0	0
Lofa	129	129	581	581	0	42	0	42	0	42	0	42	0	37	63
National	1252	949	11106	62194	64	1034	113	859	103	852	14	280	14	62	75

Thank you for Listening