



Liberia COVID-19 Daily Sitrep 261 (1st December 2020)

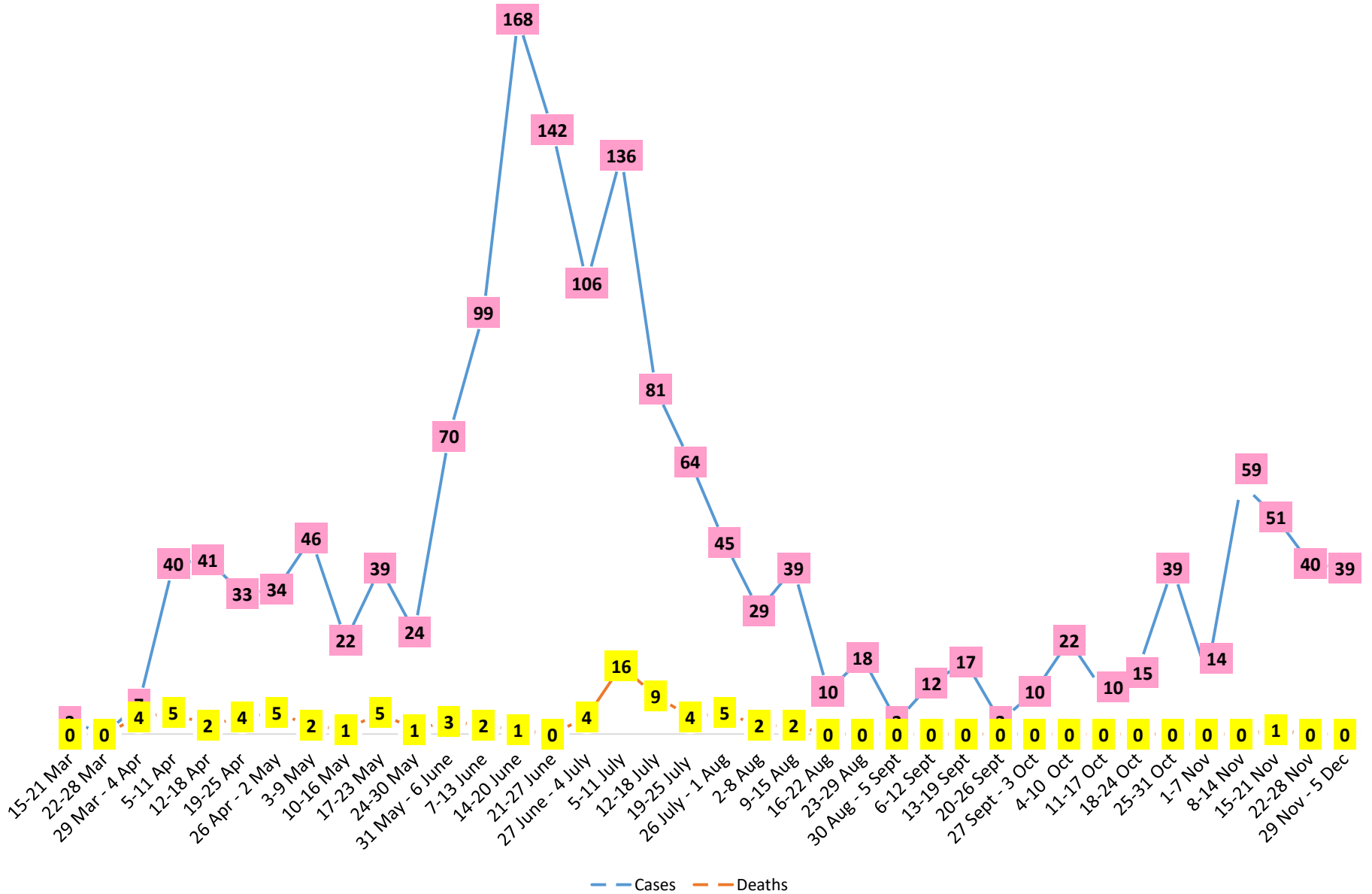
Summary of COVID-19 Cases by Reporting County, Liberia, 16 March – 01 December 2020

County	Laboratory Confirmed Cases	Confirmed Cases on Contact List	Confirmed Cumulative Cases
Bomi	0	0	21
Bong	0	0	37
Gbarpolu	0	0	10
Grand Bassa	0	0	57
Grand Cape Mount	0	0	9
Grand Kru	0	0	18
Grand Gedeh	0	0	14
Lofa	0	0	45
Margibi	2	0	83
Maryland	0	0	32
Montserrado	7	0	1197
Nimba	0	0	67
Rivercess	0	0	5
River Gee	0	0	36
Sinoe	0	0	6
NATIONAL	9	0	1637

Demographic Breakdown (Gender & Age) of Confirmed COVID-19 Cases (16 March – 01 December 2020)

County	<15 years		15 - 34		35 - 54		55+		All ages		Total Confirmed
	M	F	M	F	M	F	M	F	M	F	
Bomi	2	2	2	5	7	2	0	1	11	10	21
Bong	3	1	2	6	8	7	7	3	20	17	37
Gbarpolu	1	2	0	2	3	1	1	0	5	5	10
Grand Bassa	11	2	9	10	12	8	3	2	35	22	57
Grand Cape Mount	0	0	5	0	3	0	1	0	9	0	9
Grand Kru	0	0	2	5	4	5	2	0	8	10	18
Grand Gedeh	0	1	1	2	6	3	1	0	8	6	14
Lofa	3	3	8	3	13	5	8	2	32	13	45
Margibi	6	4	14	11	22	10	9	7	51	32	83
Maryland	2	0	8	6	9	4	1	2	20	12	32
Montserrado	44	43	307	165	314	133	132	59	797	400	1197
Nimba	1	4	14	8	26	6	5	3	46	21	67
Rivercess	0	0	2	3	0	0	0	0	2	3	5
River Gee	0	0	4	3	19	5	5	0	28	8	36
Sinoe	0	0	1	0	4	1	0	0	5	1	6
National	73	62	379	229	450	190	175	79	1077	560	1637

COVID-19 WEEKLY EPI-CURV



Demographic Breakdown (Gender & Age) of Confirmed COVID-19 Deaths (16 March – 01 December 2020)

County	<15 years		15 - 34		35 - 54		55+		All ages		Total Confirmed
	M	F	M	F	M	F	M	F	M	F	
Bong	0	0	1	0	0	0	3	1	4	1	5
Gbarpolu	0	0	0	0	1	0	1	0	2	0	2
Grand Bassa	0	0	0	0	0	0	0	0	0	0	0
Grand Kru	0	0	0	0	0	0	0	0	0	0	0
Lofa	0	0	1	0	1	1	6	2	8	3	11
Margibi	0	0	0	1	2	1	0	2	2	4	6
Maryland	0	0	0	0	0	0	1	1	1	1	2
Montserrado	0	0	2	0	9	8	16	8	27	16	43
Nimba	0	0	3	0	3	2	3	0	9	2	11
Rivercess	0	0	0	2	0	0	0	0	0	2	2
River Gee	0	0	0	0	0	0	0	0	0	0	0
Sinoe	0	0	1	0	0	0	0	0	1	0	1
National	0	0	8	3	16	12	30	14	54	29	83

Summary of COVID-19 Deaths by Reporting County, Liberia, 16 March – 01 December 2020

County	DAILY REPORT							Confirmed Deaths on Contact List	Cumulative Deaths
	New Suspected Deaths	Laboratory Confirmed Deaths							
		COVID-19 Treatment Unit	Total in COVID-19 Treatment Unit	Health Facility	Total in Health Facility	Community	Total in Community		
Bong	0	0	0	0	4	0	1	0	5
Gbarpolu	0	0	0	0	1	0	0	0	1
Grand Bassa	0	0	0	0	0	0	0	0	0
Grand Kru	0	0	0	0	0	0	0	0	0
Lofa	0	0	0	0	6	0	5	0	11
Maryland	0	0	0	0	2	0	0	0	2
Margibi	0	0	2	0	4	0	0	0	6
Montserrado	0	0	9	0	19	0	16	0	44
Nimba	0	0	2	0	5	0	4	0	11
Rivercess	0	0	0	0	1	0	1	0	2
River Gee	0	0	0	0	0	0	0	0	0
Sinoe	0	0	0	0	1	0	0	0	1
National	0	0	13	0	43	0	27	0	83

The Liberia Case Fatality rate (CFR) officially considered is for deaths that occurred among patients in care at the COVID-19 treatment units across the country. As of 01 December 2020, a total of 13 deaths have been recorded CFR=1.3%. The country is however keeping active surveillance on community deaths and deaths in non COVID-19 treatment health units.

Daily and Cumulative Healthcare Worker (HCW) COVID-19 Cases and Deaths by County, Liberia, 16 March – 01 December 2020

County	DAILY REPORT						CUMULATIVE CASES (ALIVE & DEAD)	
	New Suspected & High Risk Cases (Alive)			New Suspect Death	Laboratory Confirmed Cases	Confirmed Cases on Contact List	Confirmed	Deaths
	Suspect	High Risk	Total					
Bomi	0	0	0	0	0	0	5	0
Bong	0	0	0	0	0	0	19	3
Gbarpolu	0	0	0	0	0	0	1	0
Grand Bassa	0	0	0	0	0	0	21	0
Grand Gedeh	0	0	0	0	0	0	2	0
Grand Kru	0	0	0	0	0	0	14	0
Lofa	0	0	0	0	0	0	16	0
Margibi	0	0	0	0	0	0	12	1
Maryland	0	0	0	0	0	0	16	0
Montserrado	0	0	0	0	0	0	82	1
Nimba	0	0	0	0	0	0	14	0
Rivercess	0	0	0	0	0	0	3	0
River Gee	0	0	0	0	0	0	10	0
Sinoe	0	0	0	0	0	0	3	0
NATIONAL	0	0	0	0	0	0	218	5

Cadre Cases and Deaths by Health Care Workers (16 March – 01 December 2020)

Health Care Worker Cadre	Montserratado		Margibi		Nimba		River Gee		Sinoe		Grand Kru		Gbarpolu		Bong		Lofa		Grand Bassa		Maryland		Bormi		Rivercess		Grand Gedeh		National (Total)	
	Cases	Deaths	Cases	Deaths	Cases	Deaths	Cases	Deaths	Cases	Deaths	Cases	Deaths	Cases	Deaths	Cases	Deaths	Cases	Deaths	Cases	Deaths	Cases	Deaths	Cases	Deaths	Cases	Deaths	Cases	Deaths	Cases	Deaths
Doctors	14	0	1	0	0	0	1	0	0	0	0	0	0	0	1	0	0	0	1	0	0	0	0	0	0	0	0	0	18	0
Pharmacists	4	0	0	0	0	0	0	0	0	0	0	0	0	0	0	0	0	0	0	0	0	0	0	0	0	0	0	4	0	
Nurses	22	1	2	0	2	0	5	0	0	0	2	0	1	1	12	1	8	0	5	0	1	0	1	0	0	0	0	61	3	
Nurse Aid	0	0	0	0	2	0	0	0	0	0	4	0	0	0	0	0	0	8	0	2	0	0	0	0	0	0	0	16	0	
Midwife	0	0	0	0	0	0	1	0	0	0	1	0	0	0	1	0	1	0	1	0	0	0	0	0	0	0	0	5	0	
Physician Assistants	8	0	1	0	1	0	1	0	0	0	1	0	0	0	0	0	1	0	1	0	0	0	0	0	0	0	0	14	0	
Lab Technician	9	0	1	0	2	0	0	0	1	0	1	0	0	0	0	0	2	0	0	0	10	0	0	0	3	0	0	29	0	
Environmental Health Technicians	5	0	0	0	0	0	0	0	0	0	0	0	0	0	0	0	0	0	0	0	0	0	0	0	0	0	0	5	0	
Dieticians	0	0	7	1	0	0	0	0	0	0	0	0	0	0	0	0	0	0	0	0	0	0	0	0	0	0	0	7	1	
Hospital Cleaner	1	0	0	0	0	0	0	0	0	0	1	0	0	0	1	0	0	0	1	0	2	0	0	0	0	0	0	6	0	
Others*	19	0	0	0	7	0	2	0	2	0	4	0	0	0	4	1	4	0	4	0	1	0	4	0	0	2	0	53	1	
Total:	82	1	12	1	14	0	10	0	3	0	14	0	1	1	19	2	16	0	21	0	16	0	5	0	3	0	2	0	218	5

**Others include the following:*

Radiologist, Microbiologist, Epidemiologist, Dispenser, Licensed Practical Nurse, Psychosocial worker, Hygienist, Logistician, Vaccinator, Ambulance Driver, Procurement Officer, Registrar, Accountant, Secretary, Hospital Administrator, Community Health Volunteer, GIS Specialist, EOC Coordinator

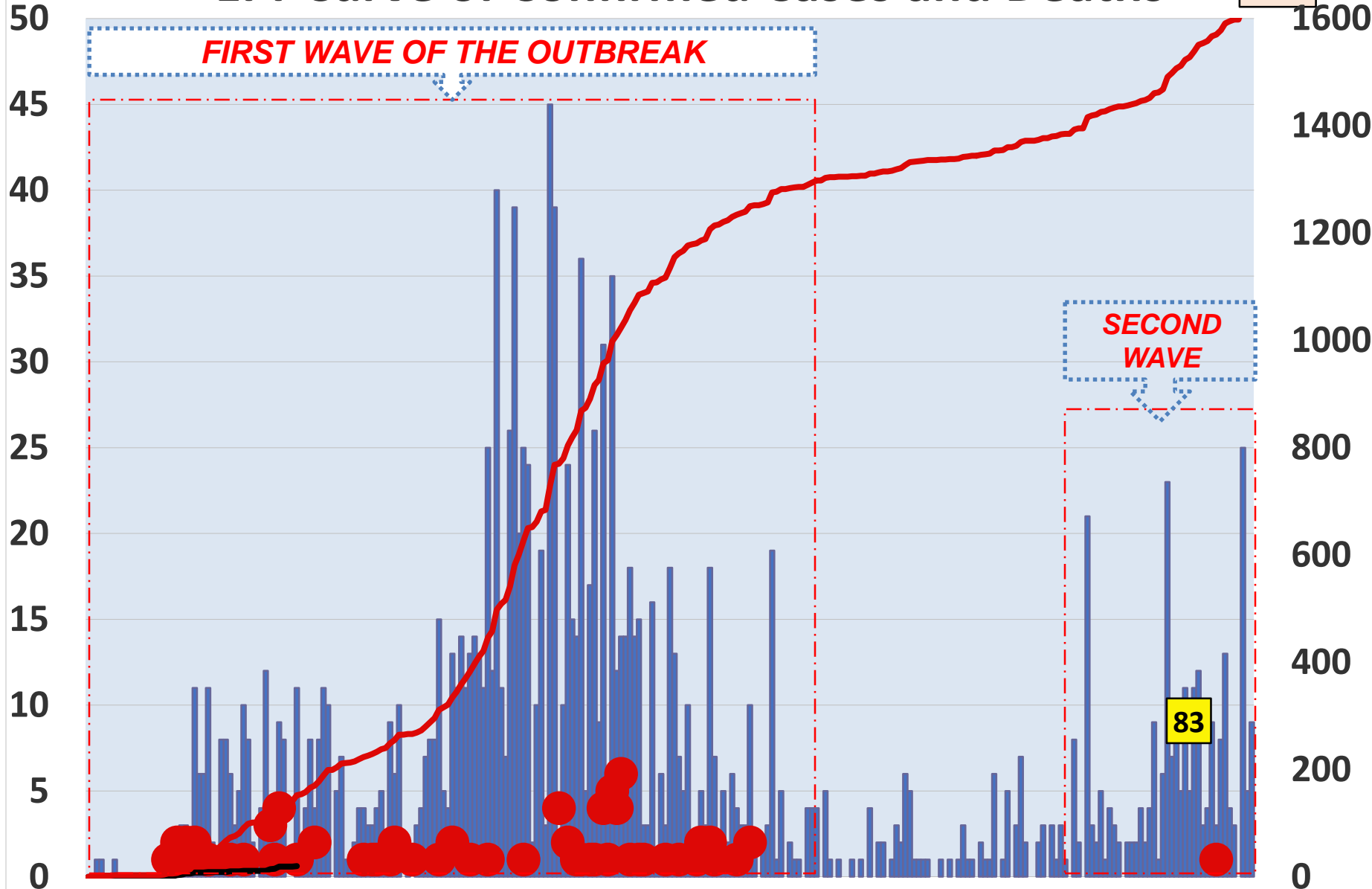
EPI-Curve of Confirmed Cases and Deaths

1637

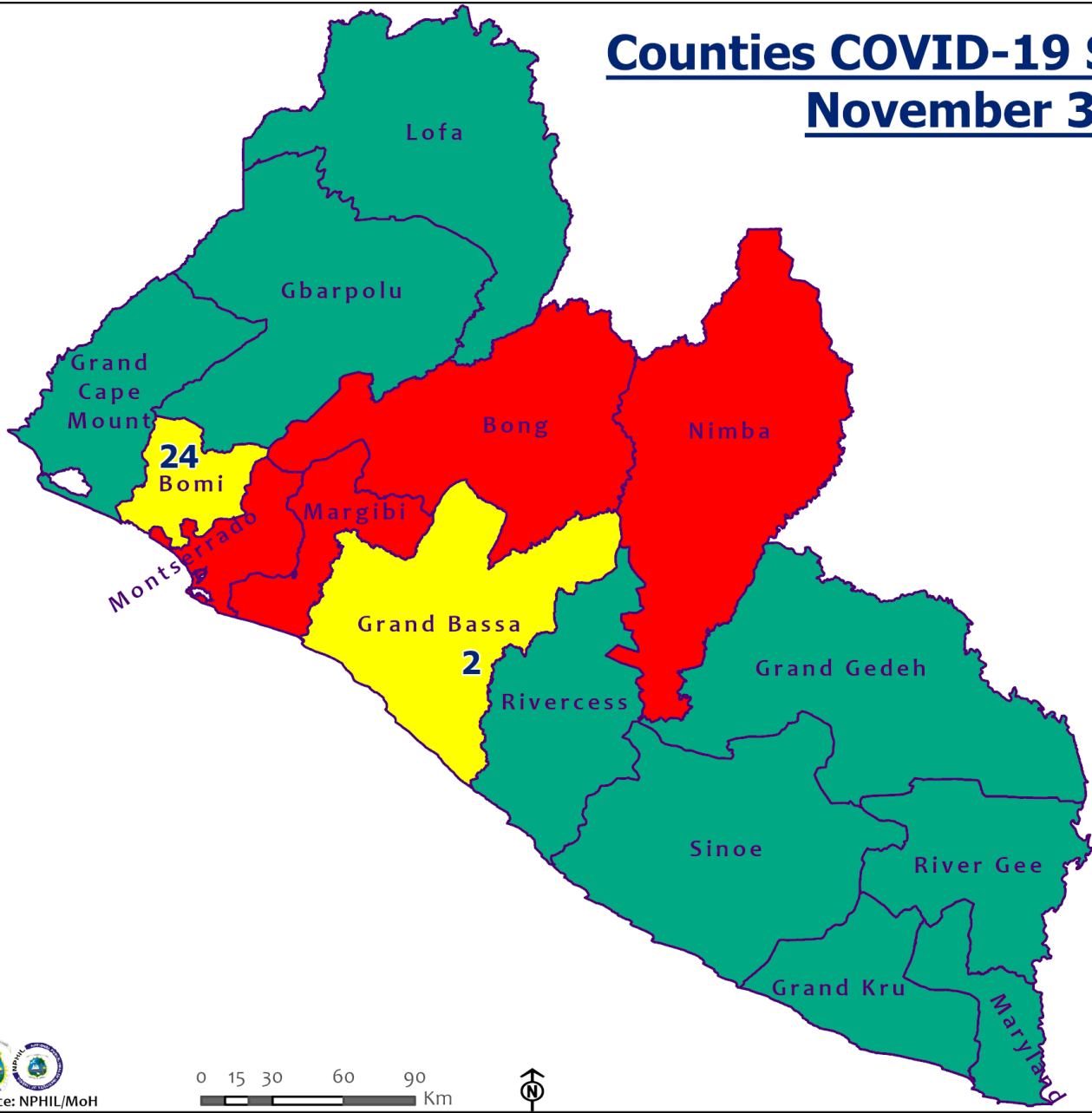
FIRST WAVE OF THE OUTBREAK

SECOND WAVE

83



Counties COVID-19 Status in Liberia November 30, 2020



Legend

County Status

- Preparedness
- 28-Day Countdown
- Response



Summary of confirmed, recovered, active, and dead cases by reporting counties, Liberia, 14 March – 01 December 2020

County	Confirmed Cases		Recovered Cases		Active Cases	Dead Cases	
	New	Cum	New	Cum		New	Cum
Bomi	0	21	0	20	0	0	0
Bong	0	37	0	31	1	0	5
Gbarpolu	0	10	0	8	0	0	2
Grand Bassa	0	57	0	57	0	0	0
Grand Cape Mount	0	9	0	9	0	0	0
Grand Gedeh	0	14	0	14	0	0	0
Grand Kru	0	18	0	18	0	0	0
Lofa	0	45	0	34	0	0	11
Margibi	2	83	0	73	4	0	6
Maryland	0	32	0	30	0	0	2
Montserrado	7	1197	11	966	188	0	43
Nimba	0	67	0	50	1	0	11
Rivercess	0	5	0	3	0	0	2
River Gee	0	36	0	36	0	0	0
Sinoe	0	6	0	5	0	0	1
National	9	1637	11	1354	194	0	83

Daily Summary Report at Treatment Units – 01 December 2020

Treatment Facility Name	New Admissions	Cumulative Admission	Daily Discharges	Cumulative Recoveries	Daily Deaths	Cumulative Deaths	Currently in treatment
Bomi LGH Treatment Unit	0	18	0	18	0	0	0
Bong Treatment Unit	0	26	0	26	0	0	0
Chief Jallahlone Hospital Treatment Unit	0	1	0	1	0	0	0
Grand Bassa Arcelor Mittal Treatment Unit	0	5	0	5	0	0	0
Grand Bassa LGH Treatment Unit	0	3	0	3	0	0	0
LAC Treatment Unit	0	42	0	42	0	0	0
14 Military Hospital Treatment Unit	4	600	11	573	0	9	16
Union Treatment Center	0	78	0	78	0	0	0
Duside Hospital Treatment Unit	0	42	0	40	0	2	0
Martha Tubman Hospital Treatment Unit	0	12	0	13	0	0	0
Rally Time Treatment Unit	0	4	0	4	0	0	0
Sasstown Treatment Unit	0	7	0	7	0	0	0
Behwan Treatment Unit	0	7	0	7	0	0	0
FJ Grante Hospital Treatment Unit	0	5	0	5	0	0	0
JJ Dossen Hospital Treatment Unit	0	9	0	9	0	0	0
Pleebo Health Center Treatment Unit	0	21	0	21	0	0	0
Tellewoyan Memorial Hospital Treatment Unit	0	13	0	13	0	0	0
Foya Borma Hospital Treatment Unit	0	12	0	12	0	0	0
Zorzor Treatment Unit	0	6	0	6	0	0	0
Robert Sport Treatment Unit	0	1	0	1	0	0	0
Ganta United Methodist Hospital Treatment Unit	0	1	0	1	0	0	0
Arcelor Mittal Yekepa Treatment Unit	0	12	0	12	0	0	0
Jackson F. Doe Treatment Unit	0	5	0	4	0	1	0
St. Frances Hospital Treatment Unit	0	2	0	2	0	0	0
Fish Town Hospital Treatment Unit	0	36	0	36	0	0	0
E&J Medical Center Treatment Unit	0	20	0	19	0	1	0
TOTAL	4	988	11	958	0	13	16

Laboratory Samples Evaluated – 01 December 2020

County	Sample Evaluated	New Positive	Repeat Positive	Initial Negative	Repeat Test Negative	Pending Lab Result
Bong	2	0	0	2	0	0
Gbarpolu	1	0	0	1	0	0
Grand Bassa	4	0	0	4	0	0
Margibi	9	2	0	7	0	0
Montserrado	239	7	2	227	0	3
TOTAL	255	9	2	241	0	3
Outgoing Traveler	138	7	0	129	0	2
Incoming Traveler	0	0	0	0	0	0
Voluntary	117	2	2	112	0	1

Thank you for Listening